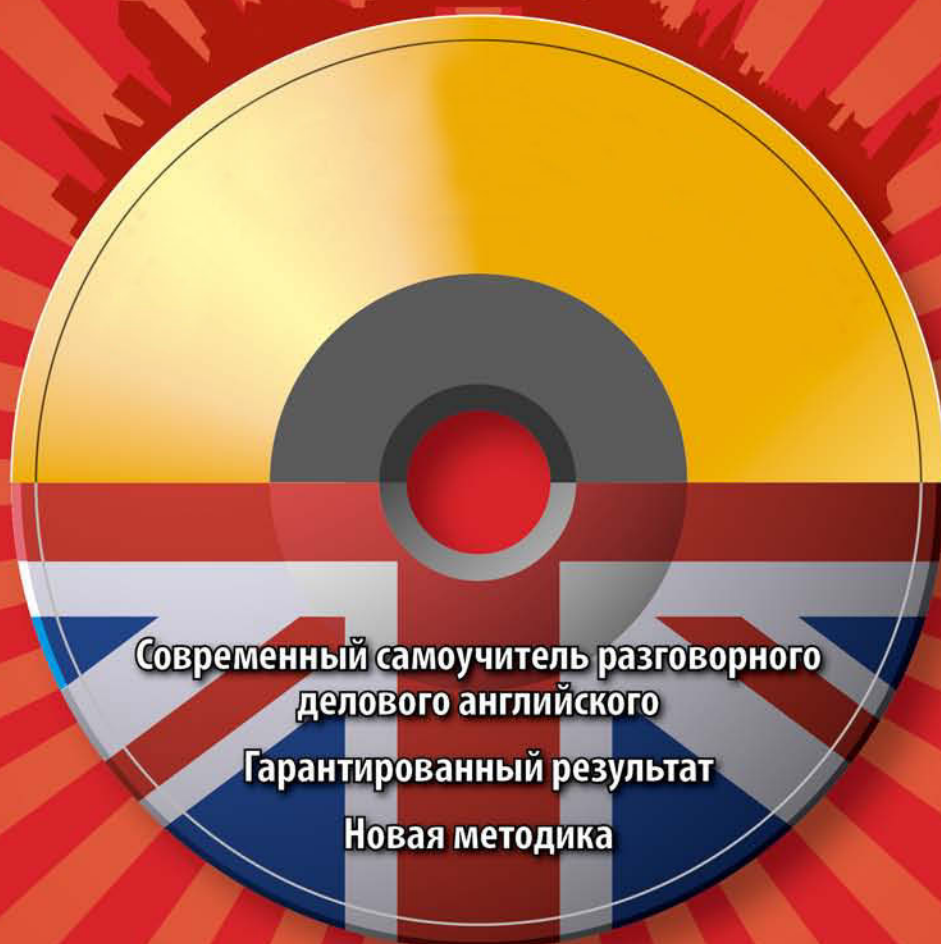


Евгения Карлова

Easy English for Business People

Деловой английский за месяц!



Современный самоучитель разговорного
делового английского

Гарантированный результат

Новая методика



Е. Карлова
Easy English for Business People
Деловой английский за месяц!

Серия «Easy English»

Заведующая редакцией
Ведущий редактор
Литературный редактор
Иллюстрации
Обложка
Корректор
Верстка

В. Малышкина
Т. Яценко
О. Некруткина
С. Ващенко
А. Татарко
Н. Викторова
М. Жданова

ББК 81.432.1-923
УДК 811.111(075)

Е. Карлова

К23 Easy English for Business People. Деловой английский за месяц! — СПб.: Питер, 2012. — 256 с.: ил.

ISBN 978-5-459-00893-7

Евгения Карлова — переводчик и преподаватель филфака СПбГУ, автор многих учебников. Пятнадцать лет обучает сотрудников иностранных компаний по собственной интенсивной суггесто-ритмической разговорной методике. Среди ее клиентов SKANSKA, British American Tobacco, Lemcon, Knight Frank...

Ваш шеф потребовал выучить английский язык перед командировкой, которая планируется в следующем месяце? Ваша новая должность предполагает наличие базовых знаний Business English? Вам надо встречаться с иностранными партнерами, а вы с трудом помните школьный курс английского? Не волнуйтесь, эти проблемы решаемы! Easy English for Business People — это современный самоучитель делового английского для людей, имеющих самые элементарные познания в языке. Благодаря новой интенсивной методике и интерактивному диску вы сможете самостоятельно овладеть разговорным и письменным деловым английским на базовом уровне. Результат достигается легко и быстро без нудной зубрежки и заучивания.

ISBN 978-5-459-00893-7

© ООО Издательство «Питер», 2012

Все права защищены. Никакая часть данной книги не может быть воспроизведена в какой бы то ни было форме без письменного разрешения владельцев авторских прав.

ООО «Мир книг», 198206, Санкт-Петербург, Петергофское шоссе, 73, лит. А29.
Налоговая льгота — общероссийский классификатор продукции ОК 005-93, том 2; 95 3005 — литература учебная.
Подписано в печать 23.12.11. Формат 84x108/16. Усл. п. л. 26,880. Тираж 3000. Заказ
Отпечатано в соответствии с предоставленными материалами в ЗАО «ИПК Парето-Принт». Тверь, www.pareto-print.ru.

Содержание

	Lesson 1	
Day 1		9
Day 2		15
	Lesson 2	
Day 1		21
Day 2		28
	Lesson 3	
Day 1		35
Day 2		41
	Lesson 4	
Day 1		50
Day 2		54
	Lesson 5	
Day 1		61
Day 2		66
	Lesson 6	
Day 1		73
Day 2		81
	Lesson 7	
Day 1		88
Day 2		93
	Lesson 8	
Day 1		102
Day 2		110
	Lesson 9	
Day 1		117
Day 2		125
	Lesson 10	
Day 1		134
Day 2		141
	Lesson 11	
Day 1		148
Day 2		157
	Lesson 12	
Day 1		162
Day 2		169
	Lesson 13	
Day 1		179
Day 2		187
	Lesson 14	
Day 1		198
Day 2		204
	Lesson 15	
Day 1		210
Day 2		217
	Lesson 16	
Day 1		226
Day 2		233
FINAL TEST		240
Keys to exercises		242

ДОРОГОЙ ЧИТАТЕЛЬ!

Перед вами — современный, простой и эффективный самоучитель делового разговорного английского языка для людей, ценящих свое время и деньги. Занимаясь по предложенной методике, вы овладеете деловым разговорным английским языком на достойном уровне, научитесь вести деловую переписку и, главное, — научитесь понимать английскую речь на слух и поддерживать беседу на любую тему.

Деловой английский за месяц!

Курс гарантирует быстрый результат без зубрежки, без заучивания слов и грамматических правил. Регулярно прослушивайте особым образом начитанные ритмизированные и зарифмованные диалоги два раза в день — по дороге на работу и домой, занимайтесь по полчаса дома, и через месяц вы сможете объясниться со своими зарубежными коллегами и партнерами! Не верите? Проверьте! Чем вы рискуете?

Наш девиз — прослушай, повтори, говори!

Ежедневные занятия с носителями языка.

Ваш преподаватель — носитель языка — всегда с вами и всегда готов дать вам шанс попрактиковаться в разговорном английском. Вы не только слушаете, но повторяете и отвечаете на вопросы, то есть общаетесь с носителем языка в любое удобное для вас время в любом удобном для вас месте! И по вполне доступной цене!

Уникальная новаторская методика

Методика Евгении Карловой основывается на многократном прослушивании зарифмованных, ритмизированных текстов и диалогов. Такие тексты особым образом действуют на подсознание и способствуют быстрому и легкому запоминанию больших объемов информации. Второй особенностью методики является опора на устную речь, обучение разговору через тренировку способности распознавать английскую речь на слух, так же, как это происходит при обучении родному языку. Сначала нужно научиться понимать то, что говорят носители языка, а потом уже и говорить.

Результат достигается путем регулярного прослушивания и повторения материала за диктором.

Перепиши свой файл!

Почему люди тратят годы на изучение иностранного языка, а потом в лучшем случае могут читать и переводить письменную речь? Почему так трудно понимать песни, фильмы, новости на другом языке? Почему так сложно что-то сказать в ответ на вопрос иностранца?

Почему за границей наши люди в большинстве своем немые как рыбы? Да потому, что у нас в процессе обучения сформировалась не та программа, которая позволила бы нам говорить и понимать. У нас информация записана на неправильном носителе!

Говоря более современным и более понятным языком, ваш языковой файл записан в неправильном формате — в зрительном. Вам надо переписать его в звуковой формат, а это иначе, как путем многократного прослушивания, не сделать.

Чтобы перевести ваш «файл» в звуковой формат, надо слушать, желательно — не тексты, а диалоги, дающие уже готовые «программы» разговора. Именно эту возможность и предоставляет вам предлагаемый курс.

Сам себе репетитор!

Работая с учебником самостоятельно, следует помнить, что ваша основная задача — научиться понимать английскую речь на слух и говорить. Путем многократного прослушивания и повторения понятных вам текстов вы сможете натренировать свои речевые навыки и быстро освоите разговорный английский. А главное, вы можете сами регулировать учебный процесс, его скорость, объем запоминаемого материала. Таким образом, вы сами себе будете репетитором — хорошим репетитором: кто же знает вас лучше вас самих?

Учи иностранный язык как родной! Прослушай, повтори, говори!

Уровень

Курс рассчитан на людей с уровнем от beginner до low-intermediate. Это означает, что он будет полезен как людям, когда-то занимавшимся английским языком, так и начинающим.

Порядок работы с книгой

Занимаясь по книге каждый день по 1,5 часа — слушая записи диалогов утром и вечером по дороге на работу, делая грамматические и лексические упражнения по 30 минут в день, — можно освоить материал курса за месяц. Разумеется, результат будет зависеть от вашей изначальной подготовки и способностей, но, при условии регулярных занятий, вы обязательно заговорите на английском!

Если вы будете заниматься менее интенсивно, вам потребуется больше времени — от 2 до 6 месяцев (если заниматься раз в неделю). Курс подходит как для индивидуального обучения, так и для изучения языка в группах от 2 до 14 человек.

Удачи!

Искренне ваша, Евгения Карлова

ПРАВИЛА ПРОИЗНОШЕНИЯ

THE ALPHABET

A a, B b, C c, D d, E e, F f, G g, H h, I i, J j, K k, L l, M m,
N n, O o, P p, Q q, R r, S s, T t, U u, V v, W w, X x, Y y, Z z

Правила чтения и произношения в английском языке очень сложны. На каждое правило существует несколько исключений, запомнить которые сразу невозможно. Поэтому целью данного учебника является обучение чтению слов целиком, подсознательно запоминая, как читаются определенные сочетания букв, как выглядит целая фраза.

В этом нелегком деле помогут ритм и рифма. Зарифмованный учебный материал легче запоминается, снижает количество возможных ошибок произношения и сразу ставит правильную интонацию.

И все-таки представляется полезным дать в начале курса правила чтения, сведенные в три таблицы.

Таблица 1. Произношение согласных

Spelling	Sound	Example	Spelling	Sound	Example
B b	b	ball	H h, Wh wh (+o)	h	hot, who
D d	d	doll	M m	m	mouse
T t	t	two	N n	n	nose
P p	p	play	L l	l	little
K k, C c Ck ck	k	key, cat, clock	R r	r	rose, rat
G g	g	glad	S s	s	television
F f	f	fox	ch	tʃ	child
V v	v	visit	sh	ʃ	show, bush
S s C c +e, +i, +y	s	snow, cent	Z z S s	z	zoo, nose
J j G g +e, +i, +y	dʒ	joy, genius	th	θ	three, thick
Y y	j	you	th	ð	this, that
W w Wh wh(+e, +a)	w	we, where, what	ng	ŋ	song, ring

NOTE

В произношении согласных существует два основных исключения:

1. c и g перед i, e, y произносятся как (s) и (dʒ) соответственно: *gentleman, cent, giraffe, nice, bicycle*;
2. c и g перед a, o, u и согласными произносятся как (k) и (g) соответственно: *cat, goat, clock, glad, goose*.

Исключения: *girl, give, get*

Произношение гласных и их сочетаний полно загадок. Одна и та же гласная или группа гласных подчас читается совсем по-разному.

Примеры можно найти в таблице ниже.

Таблица 2. Произношение гласных и групп гласных (дифтонгов)

Sound	Spelling	Examples
æ	a	cat, bat, flat
a:	a, ar, al, ea, au	dance, bar, half, heart, aunt
ɔ	o, a	dog, hot, want
o:	oo, ou, au, aw, or, al, ar	door, your, daughter, draw, sport, all, warm
u	oo	book, look
u:	oe, ue	shoe, glue
ju	u	tune, music
ʌ	o, u, ou	some, fun, trouble
ə	er	mother, father, brother
i	i, y, e, ui	sit, gym, pretty, build
i:	ee, ea, ie, e, ei, ey, i	queen, please, niece, these, receive, key, police
e	e	red, bed
ɛ:	er, ir, or, ur	her, third, word, burn
ei	a, ai, ay, ea, ei, ey	bake, train, say, break, eight, they
ai	i, ie, igh, y, ei, ey, uy	like, tie, light, why, height, eye, buy
oi	oy	toy, joy
au	ou, ow	house, owl
əu	o, ol, oa, ow	go, cold, goat, snow
iə	ere, ear, eer	here, near, beer
eə	ere, air, eir	there, air, their
uə	ure, oor	sure, poor

Таблица 3. Соответствия между русским и английским произношением

Согласные звуки	Аналогичное произношение звука в русском языке	Гласные звуки	Аналогичное произношение звука в русском языке
[b]	[б]	Одиночные	
[d]	[д]	[ʌ]	[а] — короткое
[f]	[ф]	[a:]	[а] — глубокое
[ʒ]	[ж]	[i]	[и] — короткое
[dʒ]	[дж]	[i:]	[и] — долгое
[g]	[г]	[o]	[о] — короткое
[h]	легкое [х]	[o:]	[о] — глубокое
[k]	[к]	[u]	[у] — короткое
[l]	[л]	[u:]	[у] — долгое
[m]	[м]	[e]	как в слове «плед»
[n]	[н]	[ɛ:]	как в слове «мёд»
[p]	[п]	Дифтонги	
[s]	[с]	[əu]	между [оу/эу]

Согласные звуки	Аналогичное произношение звука в русском языке	Гласные звуки	Аналогичное произношение звука в русском языке
[t]	[т]	[au]	[ау]
[v]	[в]	[ei]	[эй]
[z]	[з]	[oi]	[ой]
[tʃ]	[ч]	[ai]	[ай]
[ʃ]	мягкое [ш]	[iə]	[ие]
[r]	мягкое [р] как в слове «русский»		
Звуки, у которых нет аналога в русском языке			
[θ]	шепелявое ф	[æ]	глубокое «э»
[ð]	шепелявое з	[ə]	краткое неглубокое «э»
[ŋ]	носовой, на французский манер, звук [н]		
[w]	«уа»		

Вы уже знаете множество английских слов!

Многие английские слова очень похожи на русские и звучат почти так же.

Compare (сравните)

café кафе	restaurant ресторан	bank банк
machine машина	supermarket супермаркет	bar бар
office офис	manager менеджер	distributor дистрибьютор
scanner сканер	printer принтер	coffee кофе
meeting митинг	budget бюджет	slogan слоган
son сын	daughter дочка	brother брат
sister сестра	water вода	nose нос
cat кот	wolf волк	attack атака
constitution конституция	revolution революция	proclamation прокламация
television телевидение	radio радио	encyclopedia энциклопедия
university университет	cosmos космос	department департамент
civilization цивилизация	monument монумент	secret секрет
global глобальный	microbiology микробиология	technology технология

anthropology антропология	computer компьютер	sport спорт
chrome хром	chocolate шоколад	alcohol алкоголь
army армия	police полиция	stop стоп
tiger тигр	zebra зебра	giraffe жираф
hippopotamus гиппопотам	pony пони	crab краб
pilot пилот	internet интернет	politics политика
information информация	orientation ориентация	organization организация
bureau бюро	telephone телефон	philosopher философ
center центр	kilometer километр	teambuilding тимбилдинг

ПОРЯДОК РАБОТЫ С УЧЕБНИКОМ

1. Прослушайте диалог, начитанный носителями языка.
2. Прослушайте диалог еще раз, сверяя английский вариант с русским переводом.
3. Повторите диалог строчка за строчкой за диктором.
4. Прочитайте его, стараясь успевать за диктором. Ответьте на задаваемые вопросы.
5. Прочитайте грамматические пояснения к диалогу, сделайте упражнения.
6. Теперь закройте английский текст и переведите диалог с русского на английский.

Поздравляю вас! Вы уже выучили все новые слова и выражения.



— эта пометка в книге обозначает материалы для прослушивания.

Переходите к следующему отрывку диалога, работая по той же схеме.

Читайте вслух и прослушивайте пройденные диалоги каждый день.

Перед сном, выключив свет, прослушивайте музыкальный файл изучаемого урока.

Слушайте диалоги изучаемого урока в течение дня: в машине, в транспорте, на ходу, дома во время уборки.

Результаты приятно удивят вас и обрадуют! Удачи!

Lesson 1



Дорогой читатель! В этой главе мы познакомимся с замечательной компанией Мегасофт и ее сотрудниками, а также научимся представлять себя и своих друзей иностранным партнерам.

DAY 1

ПОЛЕЗНЫЕ СЛОВА И ВЫРАЖЕНИЯ

Audio file 1

1. *Прслушайте и повторите за диктором (Audio file 1).*

This is Natasha. — Это Наташа.

Please, meet Natasha. — Пожалуйста, познакомьтесь с Наташей.

Nice to meet you! — Приятно познакомиться.

I'm glad to meet you too. — Мне тоже.

What's your job? — Кем вы работаете?

Where are you from? — Откуда вы?

Why don't we go out together? — Почему бы нам куда-нибудь не сходить вместе?

Yes, why not. — Почему бы и нет?

See you at three. — Увидимся в три.

What's your address? — Какой у тебя адрес?

What's your phone number? — Какой у тебя телефон?

What's your email address? — Какой твой электронный адрес?

Here's my card. — Вот моя визитка.

Here you are. — Вот.

STEP 1 Audio file 2

1. Прослушайте диалог (Audio file 2a)

A visit to the company

Natasha: Hi, welcome to Russia.
My name is Natasha.
Lee: Hi, I'm Lee Jing
from Beijing.
It's my first time in Russia.
Glad to meet you, Natasha.
Natasha: I'm glad to meet you, too.
And this is Chuck Chaves. He's from Peru.
Lee: Hi, Chuck. Nice to meet you!
Chuck: Nice to meet you too.
Are you Chinese?
Lee: Yes, to be precise, Cantonese.
Chuck: How was the flight?
Lee: It was all right!
Natasha: This is our manager, Paul West.
He is from the US.
Chuck: Where are you from in the US?
Paul: I'm from a small town, called Crest.
Natasha: Now, please, meet Jerry Sulton.
She's from London.
Lee: How's your business in the UK?
Jerry: Everything is OK!
Paul: This is Tim Count.
He's from Accounts.
Tim: And this is Sam Carting.
He's in Marketing.
Sam: This is Tina Fortis.
She's in Human Resources.
And this is Chris.
She's a receptionist.

Визит в компанию

Наташа: Здравствуйте, добро пожаловать в Россию. Меня зовут Наташа.
Ли: Привет, Я Ли Цзин из Пекина. Я первый раз в России. Рада встрече, Наташа.
Наташа: Я тоже рада знакомству. А это Чак Чавес. Он из Перу.
Ли: Привет, Чак. Приятно познакомиться.
Чак: Я тоже рад встрече. Вы китаянка?
Ли: Да, если быть точнее, из Кантона (Гуаньчжоу).
Чак: Как прошел полёт?
Ли: Все было хорошо!
Наташа: Это наш менеджер, Пол Вест. Он из США.
Чак: А откуда вы в США?
Пол: Я из маленького городка под названием Крест.
Наташа: Теперь, пожалуйста, познакомьтесь с Джерри Салтон. Она из Лондона.
Ли: Как ваш бизнес в Великобритании?
Джерри: Все хорошо.
Пол: Это Тим Каунт. Он из бухгалтерии.
Тим: Это Сэм Картинг. Он из отдела маркетинга.
Сэм: Это Тина Фортис. Она из отдела кадров. А это Крис. Она секретарь приемной.

2. Повторите диалог за диктором (Audio file 2b)

3. Прочитайте вслух, переводя слова в скобках на английский.

Natasha: Hi, (добро пожаловать) to Russia. (меня зовут) Natasha.
Lee: Hi, I'm Lee Jing from Beijing. It's my (первый раз) in Russia. (рада встрече), Natasha.
Natasha: I (рада) to meet you, too. And (это) Chuck Chaves. He's from Peru.
Lee: Hi, Chuck. (Рад знакомству).
Chuck: (приятно познакомиться), too. Are you (китаянка)?
Lee: Yes, to be precise, Cantonese.
Chuck: How was the (полёт)?
Lee: It was all right!
Natasha: This is our (менеджер), Paul West. He is from the US.
Chuck: (откуда) are you from in the US?
Paul: I'm from a (маленький город), called Crest.
Natasha: Now, (пожалуйста, познакомьтесь) Jerry Sulton. She's from London.
Lee: How's your (бизнес) in the UK?
Jerry: Everything is OK!

Paul: This is Tim Count. He's from (бухгалтерии).

Tim: And this is Sam Carting. He's in (отдела маркетинга).

Sam: This is Tina Fortis. She's in (отделе кадров). And this is Chris. She's a (секретарь приемной).

4. Ответьте «да» или «нет».

Chuck is from the UK. — No.

- 1) Natasha is from Russia.
- 2) Jerry is from the USA.
- 3) Lee is from Japan.
- 4) Jerry is from London.
- 5) Natasha is from Megasoft Russia.
- 6) Natasha is glad to meet Lee.
- 7) For Lee it is the first time in Russia.
- 8) Tim Count is in Human Resources.
- 9) Chris is in Marketing.
- 10) Sam Carting is a receptionist.

5. Вернитесь к диалогу (задание 1), закройте английский текст и переведите вслух диалог с русского на английский.

CONVERSATION

STEP 2

Introductions (Знакомство)

Audio file 3

1. Попрактикуйтесь в диалоге с диктором (Audio file 3).

Variant 1

- Hello, I'm Chuck.
- Hi, I'm Natasha.
- Where are you from?
- I'm from Russia. Where are you from?
- I'm from Peru.
- I'm glad to meet you.
- I'm glad to meet you too.

Variant 2

- Hello, my name is Paul West. I'm the manager of Megasoft Russia.
- Hello, I'm Jerry Sulton. I'm the managing director at Megasoft London.
- I'm glad to meet you.
- Nice to meet you, too.
- And this is Sam Carting.
- Hi, Sam. Are you in Accounts?
- No, I'm in Marketing. I'm glad to meet you.
- Nice to meet you too!

GRAMMAR

STEP 3

Глагол «to be»

1. Прочитайте правило.

1. Глагол «to be» меняется в зависимости от лица и числа существительного или местоимения:

I am, he is, she is, it is, we are, you are, they are.

2. Он образует вопросительную и отрицательную форму самостоятельно, без помощи вспомогательного глагола, путем изменения порядка слов в предложении. В вопросительной форме он просто ставится перед подлежащим:

I am a doctor. Am I a doctor? She is happy. Is she happy?

3. Он имеет сокращенные формы (contractions):

I am = I'm, he is = he's, she is = she's, we are = we're, they are = they're, it is = it's, what is = what's, where is = where's.

Местоимение	Настоящее время	Утвердительная форма	Отрицательная форма	Вопросительная форма
I	am	I am a teacher.	I am not (I'm not) a teacher	Am I a teacher?
he, she, it	is	He is a teacher.	He is not (isn't) a teacher.	Is he a teacher?
you, we, they	are	You are a teacher.	You are not (aren't) a teacher.	Are you a teacher?

2. Поставьте предложения в вопросительной и отрицательной форме.
His name is Chuck Chaves. — Is his name Chuck? His name is not Chuck.
- 1) Chuck is from Peru.
 - 2) Natasha is glad to meet Lee.
 - 3) It is my first time in Russia.
 - 4) Paul is a manager.
3. Найдите в диалоге несколько случаев употребления глагола «to be» и запишите их в нужной графе таблицы.
Проверьте, почему использована эта форма (обратитесь к правилу).

	is	is not (isn't)	are	are not (aren't)
1				
2				
3				
4				
5				
6				

4. Найдите и подчеркните в диалоге все сокращенные формы глагола «to be».
5. Запишите следующие предложения с сокращенной формой глагола «to be»:
I am a student. = I'm a student.
- 1) We are students. =
 - 2) It is a car. =
 - 3) He is a nice boy. =
 - 4) They are managers. =
 - 5) There is a book on the table. =
 - 6) She is a teacher. =
 - 7) There is a desk in the room. =
 - 8) You are our teacher. =
 - 9) There are many books on the table. =
 - 10) I am happy. =
 - 11) She is cool. =
 - 12) We are hungry. =
 - 13) It is interesting. =
 - 14) There are many people in the office. =
 - 15) Where is he? =
 - 16) What is her name? =
 - 17) How is life? =

STEP 4 VOCABULARY



Your interests Audio file 4

1. Ответьте на вопросы диктора (Audio file 4). Отметьте свои ответы в таблице.

Are you interested in:	Yes, I am.	No, I am not.
music (музыка)	✓	
art (искусство)		
sports (спорт)		
books (книги)		
science (наука)		
politics (политика)		
travels (путешествия)		
cars (машины)		
fashion (мода)		
films (фильмы)		
football (футбол)		
ice hockey (хоккей)		

COUNTRIES AND NATIONALITIES

STEP 5

1. Подберите к каждой стране язык и национальность. Запишите результат.
Natasha is from Russia. She is Russian. She speaks Russian.

Country	Nationality	Language
1. <i>Natasha Sharova is from Russia.</i>	Scottish	English
2. Lee Jing is from China.	British	1. <i>Russian</i>
3. Chuck Chaves is from Peru.	American	Spanish
4. Paul West is from the USA.	1. <i>Russian</i>	Dutch
5. Jerry Sulton is from the UK.	Peruvian	French
6. Tim Count is from Canada.	Dutch	Chinese
7. Sam Carting is from Australia.	French	English
8. Chris Charm is from Holland.	Chinese	English
9. Kate Septor is from Germany.	Canadian	German
10. Jeannette Crossett is from France.	Australian	English
11. Heather Leeds is from Scotland.	German	English and French

OFFICE JOBS/POSITIONS

STEP 6

1. Подберите к каждому названию должности в колонке слева подходящий перевод из правой колонки.

General Manager/ General Director CEO — Chief Executive Officer Deputy Manager	(главный) исполнительный директор генеральный директор менеджер по связям с общественностью
--	---

General Manager/ General Director	(главный) исполнительный директор
CEO — Chief Executive Officer	генеральный директор
Deputy Manager	менеджер по связям с общественностью
Office Manager	секретарь
Sales Manager	менеджер по производству
PR Manager (public relations)	торговый агент
IT Manager (information technologies)	программист
HR Manager (human resources)	офис-менеджер
Purchasing Manager	инженер
Production Manager	кассир
Financial Manager	юрист
Marketing Manager	служащий
Personal Assistant (PA)	бухгалтер
Receptionist	менеджер по программному обеспечению
Engineer	менеджер по маркетингу
Secretary	заместитель директора
Sales agent	секретарь в приемной
Programmer	менеджер по закупкам
Accountant	менеджер по продажам
Cashier	менеджер по кадрам
Lawyer	финансовый менеджер
Employee	личный ассистент

2. Ответьте на вопрос: *What's your position in the company?*

I'm a _____.

STEP 7 GRAMMAR

Личные местоимения (именительный падеж)

I (я), **you** (ты), **he** (он), **she** (она), **it** (это), **we** (мы), **you** (вы), **they** (они)

1. Прочитайте рифмовку:

I am a teacher. **It** is a toy.

She is a girl. **He** is a boy.

You are my pupils

And **we** are true friends,

And **they** are your parents,

Grandparents and aunts.

3. Вставьте правильную форму глагола «to be».

I ___ a teacher. It ___ a toy.

She ___ a girl. He ___ a boy.

You ___ my pupils

And we ___ true friends,

And they ___ your parents,

Grandparents and aunts.

2. Вставьте правильные местоимения:

___ am a teacher. ___ is a toy.

___ is a girl. ___ is a boy.

___ are my pupils

And ___ are true friends,

And ___ are your parents,

Grandparents and aunts.

2. Впишите правильное местоимение.

Mum — <i>she</i>	my mum and I _____	a table _____
dad _____	my cat _____	my dad and I _____
Tom _____	my dog _____	the managers _____
Ann _____	Mr. Smith _____	a ballerina _____
Tom and Jerry _____	the books _____	you and I _____
my car _____	my flat _____	an office _____

1. Проверьте себя! Подберите правильный перевод к каждому выражению.

This is Natasha. Please, meet Natasha. Nice to meet you! I'm glad to meet you too. What's your job? Where are you from? What's your address? What's your phone number? What's your email address? Here's my card. Here you are.	Это Наташа. Приятно познакомиться. Вот. Вот моя визитка. Пожалуйста, познакомьтесь с Наташей. Мне тоже приятно познакомиться. Какой у вас адрес? Кем вы работаете? Какой у вас телефон? Откуда вы? Какой ваш электронный адрес?
---	---

2. Найдите и исправьте ошибки в выражениях.

This Natasha.
Nice meet you!
What your job?
Where you from?
What your address?
What your phone number?
Here my card.

DAY 2

Прослушайте все диалоги первого дня, прочитайте их вслух, сделайте задания на перевод с русского на английский, просмотрите грамматические правила и упражнения. Теперь приступайте ко второму уроку.

The article (артикл)

1. Прочитайте правило.

a, an	the
a/an — какой-то, один из многих a — перед согласными (a book, a cat, a door) an — перед гласными (an apple, an envelope, an answer) (исключение: 'y' и 'u', когда она читается как [ju])	the — этот, тот самый
Употребляется, когда: а) собеседники не знают, о каком именно предмете из множества подобных идет речь: <i>He has a car. (мы не знаем, какая она)</i> <i>I need a computer. (я еще не решил, какой)</i> б) предмет упоминается в первый раз: <i>This is a table. There is a bag on the table.</i>	Употребляется, когда: а) собеседники знают, о каком предмете или человеке идет речь: <i>Close the door! (ты, которая открыта)</i> <i>I need to clean the flat. (это моя квартира)</i> б) предмет упоминается во второй раз: <i>I have a book (первое упоминание). The book is interesting. (второе упоминание)</i> в) когда это единственный, уникальный в своем роде предмет: <i>The sun (солнце одно во Вселенной) is hot.</i> <i>The government (правительство в стране одно) is popular.</i>
Не употребляется: а) с именами собственными: <i>I know Mary. I live in London.</i> б) с неисчисляемыми и абстрактными существительными: <i>I need water. I like tea. I need information about flights.</i>	NOTE: Употребляется и с единственным, и с множественным числом. <i>Close the window! Close the windows.</i>

a, an	the
<p>NOTE: Употребляется только с существительными в единственном числе!</p> <p><i>We have a house. I need a friend.</i></p> <p>Если мы говорим о нескольких еще не упоминавшихся предметах, артикль опускается, это явление называется «нулевой артикль».</p> <p><i>There are cars in the street. I like books.</i></p>	

2. **a or an?** Выберите правильный артикль.

___ book, ___ bookcase, ___ chair, ___ armchair, ___ electric kettle, ___ coffee machine, ___ window, ___ door, ___ sofa, ___ copy machine, ___ water cooler, ___ toilet, ___ canteen, ___ room, ___ poster

3. **a or an?**

a) Прочитайте правило:

Если прилагательное перед существительным начинается с гласной, кроме 'y' и 'u', используется 'an', независимо от того, с какой буквы начинается существительное.

b) Выберите правильный артикль.

___ blue chair, ___ red table, ___ green lamp, ___ yellow chair, ___ orange floor, ___ white armchair, ___ brown kettle, ___ pink wall, ___ orange desk, ___ big window, ___ open door, ___ green door, ___ open window, ___ orange car, ___ brown bookcase

4. Выберите правильный артикль.

- 1) She is ___ teacher. They are ___ teachers.
- 2) It is ___ computer. They are ___ computers.
- 3) I have ___ car. They are ___ cars.
- 4) There is ___ table in the office. ___ table is big.
- 5) It is ___ book. ___ book is interesting.
- 6) It is ___ picture. ___ picture is beautiful.

5. Вернитесь к диалогу предыдущего дня (Day 1, Step 1) и подчеркните все случаи употребления артикля.

STEP 2 CONVERSATION

Saying your email address (научитесь давать свой e-mail)

1. Прочитайте электронный адрес:

jerry-sulton/computers@gmail.com

You should say: Jerry dash Sulton slash computers at gmail dot com

NOTE:

low case dash — нижнее подчеркивание

colon — двоеточие

semicolon — точка с запятой

2. Запишите свой электронный адрес. Произнесите его.

What's your email address?

My email address is _____.

STEP 3

Audio file 5

1. Прослушайте стихотворение (Audio file 5). Переведите его.

2. Прочитайте рифмовку вслух.

I'm glad to meet you.

Do you speak English?

Yes, but just a little bit.

Are you from Paris?
No, I'm not, I'm from Madrid.
Are you a doctor?
No, I'm not. I study art.
Are you a student?
Yes, you're absolutely right.
I'm glad to meet you.
What's your name and where are you from?
My name is Susan.
I am a student.
I'm twenty-two. I come from Rome.
I'm glad to meet you!
I'm so glad to meet you too.
Why don't we go out together?
Yes, why not. See you at two.

Grammar: глагол «to be»

1. В диалоге есть ошибки. Найдите и исправьте их. Переведите диалог.
 - Hi, Paul.
 - Hi, Fred. This Natasha.
 - Nice to meet you, Natasha.
 - Nice to meet you too.
 - What your job?
 - I am a sales manager. What your job?
 - I'm a lawyer. Where are you from, Natasha?
 - I from Russia.
 - Where you from in Russia?
 - I am from St. Petersburg.
 - What your address?
 - 33, Nevsky Prospect.
 - What is your email address?
 - My email address natasha dash sharova slash computers at yandex dot ru. Oh, how silly of me! Here is my business card.
 - And this my card.
 - Thank you.

Audio file 6

2. Проверьте себя, прослушав диалог (Audio file 6). Прочитайте исправленный диалог.
3. Переведите на английский:

What's your job?

- Привет, Пол.
- Привет, Фред, это Наташа.
- Приятно познакомиться, Наташа.
- И мне тоже.
- Кем вы работаете?
- Я менеджер по продажам, а вы?
- Я юрист. Откуда вы, Наташа?
- Я из России.
- А где вы живете в России?
- Я из Петербурга.
- Какой у вас адрес?
- 33, Невский проспект.
- Какой у вас электронный адрес?
- Мой электронный адрес — natasha-sharova/computers@yandex.ru. О, как глупо с моей стороны. Вот моя визитка.
- А вот моя.
- Спасибо.

3. Ответьте на вопросы диктора:

- Do you speak English?
- Are you from Chile?
- Where are you from?
- Are you a doctor?
- What is your job?
- What is your name?
- Why don't we go out together?

STEP 4



STEP 5

1. Добавьте глагол «to be», необходимый для образования вопроса.

How's your business in Russia?

- Hello! I'm Jerry.
- Hi! I'm Kate.
- Nice to meet you, Kate. This is Sam Carting.
- Hi, Sam. How/ you?
- I'm fine and you?
- I'm fine too.
- You/ in Sales?
- No, I'm in Marketing.
- And this is Tim Count.
- Nice to meet you!
- I'm glad to meet you too.
- You/ from Australia?
- No, I'm from Canada.
- What department/you in?
- I'm in Accounts.
- How/ your business in Russia?
- Very good.
- I'm glad to hear it.
- How about some coffee?
- With pleasure!
- Milk?
- Yes, please.
- Sugar?
- No, thank you.

Audio file 7

2. Проверьте себя, прослушав диалог (Audio file 7). Прочитайте диалог вслух.

3. Переведите на английский.

How's your business in Russia?

- Здравствуйте. Я Джерри.
- Привет! Я Кейт.
- Приятно познакомиться, Кейт. Это Фил Картинг.
- Привет, Фил. Как дела?
- Хорошо, а у вас?
- Тоже хорошо. Вы занимаетесь продажами?
- Нет, я в отделе маркетинга.
- Это Тим Каунт.
- Приятно познакомиться,
- Я тоже рад.
- Вы из Австралии?
- Нет, из Канады.
- В каком вы отделе?
- Я в бухгалтерии.
- Как ваш бизнес в России?
- Очень хорошо. Может, кофе?
- Да, с удовольствием!
- Молока?
- Да, пожалуйста.
- Сахару?
- Нет, спасибо.

Pen friends

Grammar: глагол «to be»

- Чак холост, и он хочет найти русскую девушку через переписку в Интернете. Ниже представлено его письмо. Прочитайте и переведите его.
- Заполните пропуски глаголом *to be* в правильной форме. Проверьте по грамматическим таблицам, почему были употреблены эти формы.

Hello, friend,

My name _____ Chuck. I _____ your new penfriend. I _____ from Peru. I _____ from Macondo. It _____ a nice small town. I _____ in Sales. I _____ the Sales Manager at Megasoft South America. Megasoft _____ a big multinational company with branches in different countries.

Now I _____ on business here in Russia, in St. Petersburg.

I _____ interested in science and business. I _____ not interested in art and politics.

I _____ also interested in Russia. My favorite writer _____ Leo Tolstoy. My favorite composer _____ Peter Tchaikovsky.

My favorite city in Russia _____ St. Petersburg. It _____ very beautiful.

What _____ your name? How old _____ you? Where _____ you from? What _____ your favorite city?

Who _____ your favorite writer? Who _____ your favorite composer?

Write soon,

Chuck.

- Напишите ответ от своего имени.

- Изучите визитную карточку Наташи и сделайте рядом свою.

MEGASOFT RUSSIA NATASHA SHAROVA Sales manager 55, Lenin Ave. tel (812) 755-63-89 St. Petersburg, tel/fax (812) 755-63-99 198099 RUSSIA E-mail: natasha-sharova/ computers@yandex.ru	
--	--

- Ответьте на вопросы.
 - What's her name?
 - Where's she from?
 - Who does she work for?
 - Is she in Human Resources?
 - What's her business address?
 - What's her phone number?
 - What's her email address?

SELF TEST 1

- Ответьте «да» или «нет».
 - Глагол «to be» имеет две формы в настоящем времени.

- 2) При вопросе он ставится позади подлежащего.
 - 3) Существуют две формы определенного артикля.
 - 4) Определенный артикль употребляется с множественным числом.
 - 5) Неопределенный артикль употребляется с множественным числом.
2. *Вставьте глагол «to be» в правильной форме.*
 - 1) He ____ a teacher.
 - 2) ____ you a doctor?
 - 3) ____ she from Russia?
 - 4) They ____ not here.
 - 5) I _____ a manager.
 3. *Вставьте правильный артикль.*
 - 1) This is ___ book.
 - 2) I have ___ email.
 - 3) Are you ___ secretary?
 - 4) I have ___ car.
 - 5) Is he ___ manager?
 4. *Вставьте правильное местоимение:*
 Natasha _____, Mr. Jones _____, a cat _____, a car _____, books _____, a table _____, John _____, an office _____, my mum and I _____, Tom and Tim _____, my friend and I _____, a bag _____, friends _____.
 5. *Поставьте слова в правильном порядке, чтобы получился вопрос.*
 - 1) your name is what?
 - 2) your job what is?
 - 3) from where you are?
 - 4) you are a manager?
 - 5) you English speak do?
 6. *Подберите английское слово к русскому переводу.*
Personal Assistant, engineer, secretary, Sales Manager, lawyer, employee, Purchasing Manager, Financial Manager, CEO, Marketing Manager, Deputy Manager, IT Manager , Office Manager, receptionist, sales agent, programmer, Production Manager, accountant, PR Manager, HR Manager, cashier

(главный) исполнительный директор генеральный директор менеджер по связям с общественностью секретарь менеджер по производству торговый агент программист офис-менеджер инженер кассир юрист служащий бухгалтер менеджер по программному обеспечению менеджер по маркетингу заместитель директора секретарь в приемной менеджер по закупкам менеджер по продажам менеджер по кадрам финансовый менеджер личный ассистент General Manager/ General Director	
---	--

7. *Проверьте себя (правильные ответы — в конце учебника) и поставьте себе оценку.*

Lesson 2



Дорогой читатель, в этой главе мы побываем в офисе компании Мегасофт и научимся показывать свой офис иностранным гостям.

DAY 1

ПОЛЕЗНЫЕ СЛОВА И ВЫРАЖЕНИЯ

Audio file 1

1. *Прслушайте и повторите за диктором (Audio file 1).*

He is in Marketing. — Он в отделе маркетинга.

Are you in Human Resources? — Вы в отделе кадров?

He's in the PR Department. — Он в отделе по связям с общественностью.

He's from Finance. — Он из отдела финансов.

I'm in Legal Services. — Я в юридическом отделе.

She is in the Administrative Department. — Она в административном отделе.

We are in Information Technologies. — Мы в отделе информатики.

I'm responsible for production. — Я отвечаю за производство.

He is in charge of marketing. — Он отвечает за маркетинг.

What's the area of the office? — Какова площадь офиса?

Is the rent high? — Арендная плата высокая?

There is a reception in the office. — В офисе есть приемная.

There is no canteen in the office. — В офисе нет столовой.

There is no elevator in the office. — В офисе нет лифта.

The view from the window is great. — Вид из окна прекрасный.

The area of the office is 100 square meters. — Площадь офиса 100 квадратных метров.

The boardroom is on the 3d floor. — Зал заседаний на третьем этаже.

STEP 1**Audio file 2**

1. Прослушайте диалог (Audio file 2a)

At the office	В офисе
Chuck: Paul, please meet Kate Septor. She's the deputy director.	Чак: Пол, пожалуйста, познакомьтесь с Кейт Септор. Она заместитель директора.
Paul: Hi, how are you?	Пол: Как дела?
Kate: Fine, and you?	Кейт: Хорошо, а у вас?.
Paul: I'm fine too. Nice to meet you.	Пол: Тоже хорошо. Рад познакомиться.
Kate: I'm glad to meet you too.	Кейт: Я тоже.
Paul: How was the trip?	Пол: Как доехали?
Kate: It was fine and really quick!	Кейт: Хорошо и очень быстро
Paul: This is our office. It's quite big	Пол: Это наш офис. Он довольно большой.
Chuck: How big is it?	Чак: Насколько большой?
Paul: About 900 square feet. I'll show you around it. There is a reception, a boardroom, A canteen and a restroom.	Пол: Около 900 квадратных футов. Я вам все покажу. Вот ресепшен, зал заседаний, столовая и туалет.
Kate: Where is the elevator?	Кейт: А где лифт?
Paul: It's on the left. I'll show it later. This is my office.	Пол: Он слева. Я его покажу позже. Вот мой офис.
Chuck: Oh, it's full of light!	Чак: Он полон света.
Paul: My desk is in the middle, the bookcase is on the right. the window's on the left.	Пол: Мой стол посередине, книжный шкаф справа, слева окно.
Chuck: The view is great.	Чак: Вид прекрасный!
Paul: Please, have a seat. Tea or coffee, Kate?	Пол: Пожалуйста, садитесь. Чай или кофе, Кейт?
Kate: A coffee for me.	Кейт: Чашку кофе для меня.
Chuck: And for me a cup of tea!	Чак: А для меня чашку чая.

2. Повторите диалог за диктором (Audio file 2b).
 3. Прочитайте вслух, переводя слова в скобках на английский.

Chuck: Paul, (пожалуйста, познакомьтесь с) Kate Septor.

She's the (заместитель директора).

Paul: Hi, (как дела)?

Kate: Fine, and you?

Paul: Fine, I (рад знакомству).

Kate: I'm glad to meet you, too.

Paul: How was the (поездка)?

Kate: It was fine and really (быстро)!

Paul: This is our (офис). It's quite (большой).

Chuck: How big is it?

Paul: About 900 square feet.

I'll show you around it.

There is a (ресепшн), а (зал заседаний).

А (столовая) and a (туалет).

Kate: Where is the (лифт)?

Paul: It's (слева). I'll show it later.

This is my (офис).

Chuck: Oh, it's full of light!

Paul: My (рабочий стол) is (в центре),
The (книжный шкаф) is (справа).
The window's (слева).

Chuck: The (вид) is great.

Paul: Please, (садитесь).
(чай) or (кофе), Kate?

Kate: A (кофе) for me.

Chuck: And for me, a (чашку чая)!

4. Ответьте «да» или «нет».

- 1) Paul's office is small.
- 2) There is a reception in the office.
- 3) There are two restrooms in the office.
- 4) There is no canteen in the office.
- 5) There is no elevator in the office.
- 6) The view from the window is great.
- 7) There is a table in the middle.
- 8) There is a bookcase on the left.
- 9) There is a window on the right.
- 10) There is only one room in the office.
- 11) The area of the office is 100 square feet.

5. Подчеркните в диалоге все случаи употребления конструкции **there is/there are** и обведите все артикли.

6. Вернитесь к диалогу (задание 1), закройте английский текст и переведите вслух диалог с русского на английский.

VOCABULARY

STEP 2

Departments

Where do they work? (Где они работают?)

1. Соедините имя персонажа и отдел, в котором он работает.

Natasha is in Sales. She is in the Sales Department.

NAME	DEPARTMENT
1. Natasha Sharova is a sales manager.	Sales (the Sales Department)
2. Lee Jing is a production manager.	Marketing (the Marketing Department)
3. Chuck Chaves is a sales agent.	Human Resources (the HR Department)
4. Paul West is a general director.	Public Relations (the PR Department)
5. Jerry Sulton is a lawyer.	Finance (the Financial Department)
6. Tim Count is a financial manager.	Accounts (the Accounting Department)
7. Sam Carting is a marketing manager.	Legal Services (the Legal Department)
8. Chris Charm is a receptionist.	Administration (the Administrative Department)
9. Kate Septor is a managing director.	Information Technologies (the IT Department)
10. Annette Crossett is an IT manager.	Production (the Production Department)
11. Heather Leeds is an office manager.	
12. Tina Fortis is a HR manager.	
13. Mary Smith is an accountant.	
14. Larry Flint is a programmer.	

Your responsibilities (обязанности, ответственность)

1. Соедините имя персонажа и его обязанности.

Natasha Sharova is in charge of (is responsible for) sales.

STEP 3

1. <i>Natasha Sharova is a sales manager.</i> 2. Lee Jing is a production manager. 3. Chuck Chaves is a sales agent. 4. Paul West is a general director of St. Petersburg's branch. 5. Jerry Sutton is a lawyer. 6. Tim Count is a financial manager. 7. Sam Farting is a marketing manager. 8. Chris Charm is a receptionist. 9. Kate Septor is a managing director. 10. Annette Crossett is an IT manager. 11. Heather Leeds is an office manager. 12. Tina Fortis is an HR manager. 13. John Smith is a PR manager. 14. Peter Brown is an accountant.	He (she) is in charge of He (she) is responsible for	a) the office equipment and software b) personnel and training c) the branch and local business d) finance and money matters e) legal services f) the company on the whole and administrative matters g) sales h) marketing, advertising and the marketing plan i) accounts, financial documents and pay checks j) production k) the office and all the correspondence l) greeting visitors, answering phone calls m) the sales team n) the image of the company and public relations
---	---	--

2. *What are your responsibilities? (Расскажите о своих обязанностях.)*

STEP 4 Office furniture (офисная мебель)

1. *Подберите перевод к английским словам.*

<i>a chair</i> a sofa an armchair an indoor plant a poster a window a door a bookcase/cabinet/cupboard a desktop computer a laptop a copy machine a ceiling a wall a floor a desk a lamp a printer a rubbish bin/ dustbin	диван, софа постер <i>стул</i> рабочий стол шкаф лампа настольный компьютер копировальная машина ноутбук кресло окно дверь пол стена принтер корзина для мусора комнатное растение потолок
--	---

Canteen (кухня, столовая)

2. *Подберите перевод к английским словам.*

<i>a coffee machine</i> a table a cooker a microwave oven a fridge an electric kettle a water cooler	стол <i>автомат для приготовления кофе</i> микроволновка холодильник электрический чайник кулер плита
--	---

STEP 5 GRAMMAR

Числительное (the numeral)
Audio file 3

1. *Прослушайте числительные (Audio file 3).*
2. *Прочитайте числительные.*

a) Cardinal numerals (количественные числительные)

one (1) — ten (10)— eleven (11)
 two (2) — twelve (12) — twenty (20)
 three (3) — thirteen (13)— thirty (30)
 four (4) — fourteen (4teen) (14) — forty (4ty) (40)
 five (5) — fifteen (15) — fifty (50)
 six (6) — sixteen (6teen) (16) — sixty (6ty) (60)
 seven (7) — seventeen (7teen) (17) — seventy (7ty) (70)
 eight (8) — eighteen (8een) (18) — eighty (8y) (80)
 nine (9) — nineteen (9teen) (19) — ninety (9ty) (90)
 a hundred (100)
 two hundred (200), three hundred (300) ...
 a thousand (1000)
 two thousand (2000), three thousand (3000)...

a million (1 000 000)
 two million (2 000 000), three million (3 000 000)
 twenty-two (22), thirty-four (34), fifty-seven (57)

b) Ordinal numerals (порядковые числительные)

с 1 по 10:

the first, the second, the third, the fourth, the fifth, the sixth, the seventh, the eighth, the ninth, the tenth

3. *Запишите цифрами следующие числительные:*
 seven, eleven, eight, fifteen, fourteen, thirteen, twelve, five, twenty-one, thirty-five, forty-eight, seventeen, seventy, ninety, nineteen, eight, eighty, eighteen, a hundred, sixty-five, seventy-nine, four.
4. *Найдите и исправьте ошибки в написании числительных.*
 one, too, tree, foor, fife, six, sevn, eght, nine, ten, ileven, tvelve, tventy, eighteen, hunred, forteen, thirteen, ninty

CONVERSATION STEP 6

Saying your phone number (научитесь давать свой номер телефона)

1. *Прочитайте:*
 — What's your phone number? (Какой у вас номер телефона?)
 — My phone number is 564-00-32. (five-six-four, double-o, three-two)
 — What is your cell phone (mobile phone) number? (Какой у вас номер мобильного телефона?)
 — My cell phone number is 8 921 933-05-77. (eight, nine-two-one, nine-double three, o-5, double 7)
2. *Запишите и произнесите свой номер телефона:*
 — What's your phone number? Write it down! Say it!

 — What's your cell phone number? Write it down! Say it!

GRAMMAR STEP 7

Число

1. *Прочитайте правило:*

В английском языке существительные имеют два числа: единственное (singular) и множественное (plural).

1. Для большинства существительных множественное число образуется путем прибавления к существительному -s: *a dog — dogs, a cat — cats, a car — cars*

2. К существительным, оканчивающимся на шипящую или -s, а также -o, добавляется -es: *bus — buses, box — boxes, potato — potatoes*

2. Просмотрите таблицу с разными видами окончаний:

<p>После большинства согласных (кроме шипящих) -е и -у (после гласной) мн. число = существительное+ s</p>	<p>После — о, -у (после согласной); -х, -sh, -ss, -ch мн. число = существительное +es</p>	<p>fe -> ves</p>
<p>dog+dog = dogs car+car = cars plate+plate = plates</p>	<p>box+box = boxes match+match = matches dress+dress = dresses potato+potato= potatoes tomato+tomato= tomatoes toe+toe= toes Исключения: radio — radios, piano — pianos, photo — photos, video — videos, hippo — hippos, kangaroo — kangaroos В существительных, оканчивающихся на «у», «у» меняется на «i» lily+lily = lilies city+city = cities pony+ pony =ponies</p>	<p>wife + wife = wives knife + knife = knives wolf + wolf = wolves thief — thieves hoof — hooves Исключения: roof — roofs</p>
<p>Особые формы:</p>		
<p>child — children man — men woman — women sheep — sheep foot — feet tooth — teeth</p>	<p>fish — fish deer — deer ox — oxen goose — geese mouse — mice</p>	

NOTE

Окончание множественного числа читается:

- 1) как [s] после глухих согласных;
- 2) как [z] после звонких согласных и гласных;
- 3) как [iz] после s, ss, sh, ch, tch, x.

STEP 8 Audio file 4

1. Прослушайте рифмовку (Audio file 4a).

2. Прочитайте рифмовку.

<p>A boy — boys. A toy — toys. A girl — girls. A ball — balls. A cat — cats. A rat — rats. A box — boxes. A fox — foxes. But a man — men. A gentleman — gentlemen. A woman — women. A child — children.</p>	<p>A tooth — teeth. A foot — feet. A wife — wives. A knife — knives. An eye — eyes. But a mouse — mice! A pony — ponies. A lily — lilies. An army — armies! Learn it by heart, please!</p>
---	--

3. Произнесите во множественном числе слова, называемые диктором в единственном числе (Audio file 4b)
4. Выпишите существительные во множественном числе из рифмовки в табличку.

+s (После согласной и «е», а также при «у» после гласной)	+es (после шипящих, «s» и «о» после согласной)	y -> ies (после согласной)	fe -> ves	Exceptions (исключения)
boy — boys	box — boxes	pony — ponies	wife — wives	man — men

READING **STEP 9**

Мемо (памятка, служебная записка)

1. Прочитайте и переведите.

МЕМО
From: Tina Fortis
To: all staff
<p>Hello, I'm Tina Fortis and I'm the new HR Manager. I want to introduce myself to the staff and give you information about the direction of my work. My main responsibility is communicating with the staff, recruiting new employees and organizing training programs for the workers. I look forward to meeting you at our staff meeting on Monday at 6 pm. TF</p>

2. Ответьте на вопросы:

- 1) What's her name?
- 2) What's her position in the company.
- 3) What department is she in?
- 4) What are her responsibilities?
- 5) When is the meeting?

3. Напишите от себя памятку, служебную записку персоналу.

STEP 10

1. Проверьте себя! Подберите правильный перевод к каждому выражению.

He is in Marketing.	Вид из окна прекрасный.
Are you in Human Resources?	Он в отделе по связям с общественностью.
He's in the PR Department.	Вы в отделе кадров?
He's from Finance.	Он в отделе маркетинга.
I'm in Legal Services.	Мы в отделе информатики.
She is in the Administrative Department.	Какова площадь офиса?
We are in Information Technologies.	В офисе есть приемная.
I'm responsible for production.	Он из отдела финансов.
He is in charge of marketing.	Она в административном отделе.
What's the area of the office?	Я отвечаю за производство.
Is the rent high?	В офисе нет лифта.
There is a reception in the office.	Площадь офиса 100 квадратных метров.
There is no canteen in the office.	Я в юридическом отделе.
There is no elevator in the office.	Арендная плата высокая?
The view from the window is great.	Он отвечает за маркетинг.
The area of the office is 100 square meters.	В офисе нет столовой.

2. Исправьте ошибки в выражениях.

He is of Marketing.
Are you at Human Resources?
He's of the PR Department.
He's at Finance.
I'm at Legal Services.
She is at the Administrative Department.
We are of Information Technologies.
I'm responsible of production.

He is in charge from marketing.
What's the area from the office?
The rent high?
There is reception in office.
There is not canteen in the office.
There is not elevator in the office.
View from window is great.
Area of office is 100 square meters.

DAY 2

Прслушайте все диалоги первого дня, прочитайте их вслух, сделайте задания на перевод с русского на английский, просмотрите грамматические правила и упражнения. Теперь приступайте ко второму уроку.

STEP 1 GRAMMAR

«There is / There are» construction

1. Прочитайте правило:

Мы используем конструкцию «There is / There are», говоря о чем-то, находящемся где-то. Она переводится как «есть, имеется, находится» и используется в различных временных формах.

Число	Утвердительная форма	Вопросительная форма	Отрицательная форма
ед. число there is	There is a book on the table.	Is there a book on the table?	There is no book on the table. (= There is not a book on the table.)
мн. число there are	There are books on the table.	Are there books on the table?	There are no books on the table. (= There are not books on the table)

REMEMBER:

There is — здесь есть один предмет.

There are — здесь есть два или несколько предметов.

STEP 2

1. Добавьте «there is» или «there are».

- _____ a reception in the office.
- _____ two restrooms in the office.
- _____ no canteen in the office.
- _____ no elevator in the office.
- _____ a meeting/function room in the office.
- _____ a table in the middle.
- _____ a bookcase on the left.
- _____ a window on the right.
- _____ a lot of rooms in the office.

STEP 3 VOCABULARY

1. Расскажите об офисе Чака по таблице. Отметьте в таблице, что есть и чего нет в вашем офисе, и расскажите о своем офисе.

There are 10 rooms in Chuck's office and one boardroom.

Chuck's office	Your office
10 rooms	a room
a canteen	a canteen
a reception	a reception
a boardroom	a boardroom
a meeting room	a meeting room
2 toilets/ restrooms	a toilet/a restroom
12 computers	a computer
an elevator/a lift	an elevator/ a lift
a sofa	a sofa
2 armchairs	an armchair
a water cooler	a water cooler
a coffee machine	a coffee machine
a cooker	a cooker
a microwave	a microwave
10 windows	a window
12 doors	a door
many desks	a desk
a table	a table
many chairs	a chair
a board	a board
5 posters	a poster
a clock	a clock
many pens	a pen
many pencils	a pencil
many indoor plants	an indoor plant
a TV set	a TV set
many rubbish bins / dustbins	a rubbish bin

STEP 4

Prefer (предпочитать)

1. Выберите офис для своей компании. Объясните, почему он вам нравится.

I prefer office A because it has (got) a good view.

OFFICE A is on the 3 ^d floor	OFFICE B is on the 6 th floor
No elevator	An elevator
A good view	A view of a busy street
A balcony	Small windows
Bright walls	White walls
Big windows	Air conditioning
Air conditioning	Good office equipment
A canteen	Black furniture
Nice furniture	No canteen
A large car park	No parking
A smoking area	Bright posters on the walls
Many indoor plants	A coffee machine and a cooler
Public transport — a bus stop	Public transport — a subway station and two bus stops
A bad location (far from the center)	A good location (in the center)

GRAMMAR

STEP 5

1. Прочитайте правило.

Существуют устойчивые сочетания с каждым артиклем или без него:

a/an	the	- (no article)
I am a doctor. She is a teacher. It is a dog. This is a ball. There is a book on the table. I need a pen. Give me a pen. I have a car. Would you like a cup of coffee?	1. Некоторые названия, в основном аббревиатуры: the USA, the USSR, the UK 2. Обозначения места: the top, the bottom, the left, the right, the corner, the middle 3. Вещи, единственные в своем роде: the sky, the sun, the floor, the ceiling, the army, the police, the government 4. С музыкальными инструментами: play the piano, play the guitar	1. Большинство имен и названий: Mary, John, London, England, Russia 2. Абстрактные существительные: I like music. I need information. 3. Устоявшиеся выражения: to have breakfast to have lunch to have dinner at home, at work go to work, come from work go to school, come from school go to bed, stay in bed play football, tennis

2. Найдите и подчеркните в диалоге все случаи употребления артикля. Проверьте, почему был употреблен именно этот артикль. Запишите примеры в таблицу.

a/an	the	— (без артикля)

STEP 6

1. Вставьте правильный артикль (-, a/an, the)

- 1) I am _____ manager.
- 2) She is _____ sales manager.
- 3) I am from _____ Peru.
- 4) Hello, I need _____ pen.
- 5) I need _____ information about this company.
- 6) I have _____ car.
- 7) We need _____ taxi.
- 8) I'm from _____ small city, called Crest.
- 9) There is _____ table in _____ middle.
- 10) Would you like _____ cup of tea?
- 11) Can I have _____ cup of coffee?
- 12) There is _____ window on _____ left.
- 13) There is _____ bookcase on _____ right.
- 14) _____ view from _____ window is very beautiful.
- 15) _____ canteen is on _____ right.

2. Вставьте правильный артикль (-, a/an, the)

- 1) There is _____ desk and _____ chair in my office. _____ desk is new and _____ chair is old.
- 2) There is _____ cooker and _____ fridge in the canteen. _____ cooker is good and _____ fridge is bad.
- 3) There is _____ sofa and _____ armchair at the reception. _____ sofa is soft and _____ armchair is comfortable.
- 4) There is _____ laptop and _____ desktop computer on my desk. _____ laptop is fast and _____ desktop computer is slow.
- 5) There is _____ cooler and _____ coffee machine in the canteen. _____ cooler is Finnish and _____ coffee machine is Chinese.
- 6) There is _____ printer and _____ copy machine in the hall. _____ printer is Japanese and _____ copy machine is German.
- 7) There is _____ pen and _____ pencil on my desk. _____ pen is black and _____ pencil is red.

1. Каждое предложение написано с ошибкой. Найдите эти ошибки и исправьте.

- 1) Give me a apple please.
- 2) I'm engineer.
- 3) My wife is the doctor.
- 4) We usually have a lunch at twelve.
- 5) On Sundays we usually stay at the home.
- 6) Sun is shining in blue sky.
- 7) Call police!
- 8) I can play a guitar.
- 9) Would you like to go to cinema with me?
- 10) I like the tea. I don't like the coffee.
- 11) He usually comes home from the work at 7 o'clock.
- 12) I like the classical music.
- 13) You should stay in the bed for 5 days.
- 14) He lives in the London.
- 15) I don't have a money.
- 16) I need a information about flights to Paris.

1. Запишите представленные ниже существительные в табличку во множественном числе.

Boy, box, tank, child, cow, book, plate, goose, cat, dog, bag, man, son, sheep, potato, teacher, match, cheese, apple, table, flower, computer, car, army, boss, tooth, hand, finger, lamp, tomato, foot, day, wife, mouse, eye, knife, hero, bush, woman, pony, dress, pen, pencil, book.

+s	+es	y -> ies	fe -> ves	exceptions

2. Каждое предложение написано с ошибкой. Найдите эти ошибки и исправьте.

There are many womans in the shop — There are many women in the shop.

- 1) The teacher is glad to see the childrens.
- 2) I like ponys. they are nice.
- 3) Our cat likes catching mouses in the grass.
- 4) The old man has many sheeps.
- 5) The Blue Beard had many wives.
- 6) Don't play with the knives!
- 7) There are a lot of peoples in the street.
- 8) She has very beautiful tooth.
- 9) My foot are tired.

Prepositions (предлоги)

1. Прочитайте правило:

Предлоги обычно ставятся перед существительным или местоимением:

The food is on the table. Give this book to him.

1. **Предлоги времени:** **in, on, at** — на русский язык переводятся как «в».

2. **Предлоги места:** **on** (на), **in** (в), **at** (в, у), **around** (вокруг), **next to** (рядом), **above** (над), **in the middle** (в середине), **by** (у, около), **on top of** (на, сверху), **under** (под), **between** (между), **in front of** (перед), **across from/ opposite** (напротив), **on the left** (слева), **on the right** (справа), **at the end** (в конце), **behind** (позади), **in the corner** (в углу).

2. Подберите перевод к предложениям:

in	над
on	на
by, near, nearby, next to	в
under	слева
behind	в углу
in the middle	справа
in the corner	перед
at the end	посередине
on the left	около, рядом, у
on the right	напротив
opposite	в конце
in front of	позади
above	под

STEP 10 READING

My office

Т there is/there are

1. Заполните пропуски правильными предложениями.

Our office is (в) a big modern building (на) the 3d floor. It is very big. Its area is 200 square meters. There are ten rooms (в) the office. There is a reception, a boardroom, a canteen and a restroom. The reception is (у) the door. There is a sofa (в) the reception. There are three armchairs (напротив) the sofa.

The elevator is (слева). The boardroom is (в центре).

The canteen is (позади) the boardroom (справа). There are some tables and chairs there. There is a cooker, a microwave oven, a fridge, a coffee machine and an electric kettle there as well.

The restroom is (в конце) of the corridor.

This is my office. It is very nice. There are two windows (в) the office. The windows are large. There is only one door there. There are two desks and four chairs (в) the room. There is a poster (на) the wall. There is a clock (на) the wall (напротив) the window. There is a lamp (на) the ceiling. There are two bookcases (в) the office. There are many files (в) them. There are some pens and pencils (на) the desks. There are rubbish bins (под) the desks.

There is a desktop computer (на) one desk. There is a laptop (на) another desk. There is a copy machine (в углу). There is a printer (рядом) it. There are some indoor plants (в) the room. They are beautiful.

2. Переведите текст и прочитайте его вслух.

3. Посмотрите вокруг и опишите свой офис, комнату.

STEP 11 CONVERSATION

Audio file 5

1. Заполните пропуски подходящей формой «to be».

Welcome to our office!

— Hello, I ___ Natasha. Welcome to our office.

— Hi, I ___ Jerry. It ___ great to be here.

— Please, leave your coat here at the reception. Now I'll show you around.

— How big ___ your office?

— Quite big. Its area ___ about 200 square meters.

— How many rooms ___ there?

— There ___ 10 rooms, a boardroom and a reception.

— ___ there a canteen?

— Yes, there ___. It ___ at the end of the corridor. Let's take a look at it.

— Oh, it ___ very nice.

— Yes, there ___ a cooker, a fridge, a microwave oven and a coffee machine here. Oh, and a water cooler! Now, let's go to the meeting room.

— Oh, it ___ so big! The view from the windows ___ great!

- There ___ a big table in the middle, a lot of chairs around the table, a board, a television and a computer.
 - Yes, it looks very nice.
 - Have a seat, please. Tea or coffee?
 - A coffee, please.
 - Would you like milk and sugar?
 - Milk, no sugar, please.
 - Would you like a biscuit?
 - No, thank you.
 - Do you need anything else?
 - No, thank you. I'm fine.
 - By the way, the restroom ___ on the left, behind the canteen.
 - Thank you.
2. *Прослушайте диск (Audio file 5) и проверьте себя.*
 3. *Прочитайте диалог вслух.*
 4. *Переведите на английский:*
 - Здравствуйте, я Наташа. Добро пожаловать в наш офис.
 - Привет, я Джерри. Рада быть здесь.
 - Пожалуйста, оставьте ваше пальто здесь, в приемной. Сейчас я вам все покажу.
 - Насколько большой ваш офис?
 - Довольно большой. Его площадь 200 квадратных метров.
 - Сколько здесь комнат?
 - Здесь десять комнат, зал заседаний и приемная.
 - Есть ли столовая?
 - Да, есть. Она в конце коридора. Давайте туда заглянем.
 - О, здесь мило.
 - Да, здесь есть плита, холодильник, микроволновка и автомат для приготовления кофе. Ах да, и кулер. А сейчас пройдем в зал заседаний.
 - Он такой большой. Вид из окон великолепен!
 - Посередине — большой стол, вокруг много стульев, доска, телевизор и компьютер.
 - Да, он выглядит неплохо.
 - Садитесь, пожалуйста. Чай или кофе?
 - Кофе, пожалуйста.
 - Не хотите ли молока и сахара?
 - С молоком, без сахара, пожалуйста.
 - Может, печенья?
 - Нет, спасибо.
 - Вам нужно что-нибудь еще?
 - Нет, спасибо. Все хорошо.
 - Кстати, туалет слева за столовой.
 - Спасибо.

WRITING STEP 12

Emails

1. *Найдите и исправьте 10 ошибок.*

Hi, Mercedes.
 I in Russia, in Saint-Petersburg. Its a fantastic city and Megasoft is a great company!
 Their office is in the center. It quite big. Its area it's about 200 square meters. There is a big meeting room, a reception, 5 rooms and a canteen there. The windows is large. The view from the windows is great! The only problem is the rent. It's too high!
 There is many interesting people here. Natasha Sharova is from Russia. She in Sales. She is the sales manager of the local branch of Megasoft. She is very nice. Paul West it's from the US. He the general manager of the branch. He is very professional. I think his a very good business contact. I'm sure we can do business with him.
 Bye for now.
 Write back to me.
 Chuck

2. Прочитайте письмо вслух.
3. Переведите письмо.

KEY SELF TEST 2

1. Ответьте «да» или «нет».

- 1) Форма множественного числа существительных оканчивается на 's/-es'.
- 2) There is используется с существительными в единственном числе.
- 3) There are не используется с существительными в единственном числе.
- 4) Неопределенный артикль используется, когда мы говорим о чем-то в первый раз.
- 5) Определенный артикль используется с большинством имен собственных.

2. Вставьте правильный артикль.

- 1) There is ___ book on ___ table.
- 2) I am ___ manager.
- 3) He has ___ computer.
- 4) We need ___ new car.
- 5) I was born in ___ USSR.
- 6) They live in ___ London.
- 7) We always have ___ dinner at ___ home.
- 8) I usually come to ___ work at 8 o'clock.
- 9) He goes to ___ bed at 11 pm.

4. Запишите цифры словами:

- 2 — _____
- 3 — _____
- 4 — _____
- 8 — _____
- 11 — _____
- 12 — _____
- 13 — _____
- 14 — _____
- 18 — _____
- 20 — _____
- 30 — _____
- 40 — _____
- 80 — _____.

3. Напишите во множественном числе:

- a car — _____
 a box — _____
 a woman — _____
 a book — _____
 a wife — _____
 a potato — _____
 a child — _____
 a mouse — _____
 a man — _____
 an army — _____
 a tooth — _____
 a foot — _____.

5. Расставьте слова в правильном порядке, чтобы получились вопросы.


- 1) there a canteen is in office your?
- 2) meeting rooms there in your office are?
- 3) telephone is what your number?
- 4) email your what is address?
- 5) Was how the trip?
- 6) In Russia your business how is?
- 7) you are in Finance?
- 8) he in the Marketing Department is?
- 9) the area of your office what is?

6. Подберите перевод к каждому названию отдела.

1. Sales (the Sales Department)	Производственный отдел
2. Marketing (the Marketing Department)	Отдел закупок
3. Human Resources (the HR Department)	Финансовый отдел
4. Public Relations (the PR Department)	Бухгалтерия
5. Finance (the Financial Department)	Отдел кадров
6. Accounts	Отдел маркетинга
7. Legal Services (the Legal Department)	Отдел продаж
8. Administration (the Administrative Department)	Администрация
9. Information Technologies (the IT Department)	Отдел по связям с общественностью
10. Production (the Production Department)	Отдел технической поддержки, программисты
11. Purchasing Department	Юридический отдел

7. Проверьте себя (правильные ответы — в конце учебника) и поставьте себе оценку.

Lesson 3



Дорогой читатель, в этой главе мы попадем с Наташей в аэропорт и научимся там ориентироваться.

DAY 1

ПОЛЕЗНЫЕ СЛОВА И ВЫРАЖЕНИЯ

Audio file 1

1. Прослушайте и повторите за диктором (Audio file 1).

Telephones — телефоны
Information — информация
Luggage Lockers — камера хранения
First Aid — первая помощь
Cafeteria — кафетерий
Post Office — почта
Immigration — паспортный контроль
Currency Exchange — обмен валюты
Customs — таможня
Check-in Counter — стойка регистрации
Information Board — доска информации
ATM Machine/ the Teller Machine/ Cash Machine — банкомат
Ticket Office — билетная касса
Gates (№ 1, 2, 3, 4 ...) — проход
Baggage Reclaim Area — получение багажа
Duty-free Shop — магазин дьюти-фри
Toilet/ Lavatory/ Restroom — туалет
Where can I find information about flights? — Где я могу найти информацию о рейсах?
Where can I find my gate number? — Где я могу узнать номер выхода?
Where can I get my baggage? — Где я могу получить багаж?
Where can I check in for the flight? — Где я могу зарегистрироваться на рейс?
Where can I change money? — Где я могу поменять деньги?
When is the flight BA 334 to Moscow? — Когда рейс... на Москву?
What time does the plane leave? — Когда вылетает самолет?
What time will we arrive? — Когда мы прибываем?
What time do I have to check in? — Когда нужно зарегистрироваться?
Step through here. — Пройдите здесь.
Are you wearing any metal? — У вас есть металлические предметы?
Put it in the box. — Положите это в коробку.
Is it a direct flight to Tokyo? — Это прямой рейс в Токио?
Is there a stopover on the way to New York? — Есть ли промежуточная посадка по пути в Нью-Йорк?
When do we take off? — Когда мы взлетаем?
Is there a security check in London? — Есть ли осмотр багажа службами безопасности в Лондоне?

STEP 1**At the airport (В аэропорту)****At the Information Board (У информационного табло)****Audio file 2**

1. *Прослушайте объявления (Audio file 2).*
 - 1) British Airways flight BA 315 to Paris at gate 15, the last call.
 - 2) Flight AF 407 to London is delayed by 20 minutes.
 - 3) Lufthansa flight LH 208 to Madrid is now boarding at gate 25.
 - 4) Keep your luggage with you at all times. Thank you.
3. *Прочитайте, переводя слова в скобках на английский.*
 - 1) British Airways (рейс) BA 315 to Paris at (ворот) 15, the last call.
 - 2) Flight AF 407 to London (откладывается) by 20 minutes.
 - 3) Lufthansa flight LH 208 to Madrid is now (регистрируется) at gate 25.
 - 4) Keep your (багаж) with you at all times. Thank you.

STEP 2**At the gates (У прохода на посадку)****Audio file 3**

1. *Прослушайте диалог (Audio file 3a).*

At the gates	У прохода на посадку
Officer: Put your luggage on the belt, please.	Служащий аэропорта: Поставьте ваш багаж на ленту, пожалуйста.
Natasha: My purse, too?	Наташа: Мою сумочку тоже?
Officer: Yes, sure.	Служащий: Да, конечно.
Natasha: Here it is.	Наташа: Вот.
Officer: Take off your belt and step through the gate. Have you got keys?	Служащий: Снимите ремень и пройдите сквозь рамку. У вас есть ключи?
Natasha: Yes, I have.	Наташа: Да.
Officer: Put them in the box and step through the gate again! Are you wearing any metal?	Служащий: Положите их в коробку и снова пройдите рамку. На вас есть металл?
Natasha: A bracelet and a chain.	Наташа: Браслет и цепочка
Officer: Put them in the box. Now it's all right. You can take your luggage. Have a nice flight!	Служащий: Положите их в коробку. Теперь все в порядке. Вы можете взять свой багаж, хорошего полета.

2. *Повторите диалог за диктором (Audio file 3b).*
3. *Прочитайте, переводя слова в скобках на английский.*

Officer: Put your (багаж) on the belt, please.
Natasha: My (сумочку), too?
Officer: Yes, sure, Miss.
Officer: Take off your (ремень) and step through the (рамку). Have you got (ключи)?
Natasha: Yes, I have.
Officer: Put them in the (коробку) and step through the (рамку) again! Are you wearing any (металл)?
Natasha: A (браслет) and a (цепочка).
Officer: Put them in the (коробка). Now it's all right. You can take your (багаж). Have a nice (полета)!
4. *Ответьте «да» или «нет».*
 - 1) Natasha has a belt.
 - 2) Natasha has a bracelet.
 - 3) Natasha doesn't have a chain.
 - 4) Natasha has a purse.
 - 5) Natasha has a box.
 - 6) Natasha doesn't have any luggage.
5. *Вернитесь к диалогу (задание 1), закройте английский текст и переведите вслух диалог с русского на английский.*

1. Прочитайте правило:

Глагол «can»:

1. Не изменяется по лицам!
2. Не требует вспомогательного глагола для образования вопроса и отрицания!
3. Не употребляется с частицей «to».
4. Образует сокращенную форму: can not = can't

Утвердительная форма	Отрицательная форма	Вопросительная форма
Yes, I/ he/ she/ you/ we/ they can.	No, I/ he/ she/ you/ we/ they can't.	Can I/ he/ she/ you/ we/ they ...?

Audio file 4

2. Прослушайте стихотворение (Audio file 4a).
3. Повторите диалог за диктором (Audio file 4b).
4. Переведите стихотворение.

What can you do?

I can ride a bike but I can't drive.

I can swim but I can't dive.

I can ski but I can't skate.

I can sing but I can't paint.

What can you do? What can you say?

Can you talk with me today?

5. Переведите слова в скобках:

I can (кататься на велосипеде) but I can't (водить машину). I can (плавать) but I can't (нырять). I can (кататься на лыжах) but I can't (кататься на коньках). I can (петь) but I can't (рисовать). What can you (делать)? What can you (сказать)? Can you (поговорить) with me today?

6. Ответьте на вопросы диктора (Audio file 4c):

- 1) Can you ride a bike?
- 2) Can you drive?
- 3) Can you swim?
- 4) Can you dive?
- 5) Can you ski?
- 6) Can you skate?
- 7) Can you sing?
- 8) Can you paint?

At the airport

Audio file 5

1. Составьте вопросы по левой колонке таблицы. Выберите правильный ответ в правой колонке.

Excuse me, where can I _____? Go to _____, please.

1. check (проверить) my flight number	the Telephones
2. make a phone call (сделать звонок)	the Information
3. send a letter	the Luggage Lockers (камера хранения)
4. go through the passport control	the First Aid (первая помощь)
5. have my baggage checked (проверить багаж)	the Cafeteria
6. get my baggage/luggage back	the Post Office (почта)
7. get some cash (наличные)	the Immigration (паспортный контроль)
8. have something to eat	the Currency Exchange (обмен валюты)
9. change (поменять) some money	the Customs (таможня)
10. buy some presents	the Check-in Counter (стойка регистрации)

11. check in (зарегистрироваться) for the flight	the Information Board (доска информации)
12. find my gate (проход) number	the ATM Machine/ the Teller Machine (банкомат)
13. see a doctor	the Ticket Office (билетная касса)
14. leave (оставить) my bag in a safe (безопасный) place	the Gates (N 1, 2, 3, 4 ...) (ворота, проход)
15. buy a ticket (купить билет)	the Baggage Reclaim Area (получение багажа)
16. board (сесть) the plane	the Duty-free Shop

2. Ответьте на вопросы. Попрактикуйтесь в диалоге с диктором (Audio file 5).

STEP 5

Audio file 6

1. Прослушайте диалог (Audio file 6a).

At the check-in counter	У стойки регистрации
Officer: Can I see your passport, please?	Служащий аэропорта: Можно ваш паспорт, пожалуйста?
Natasha: Yes, sure. Here it is.	Наташа: Да, конечно, вот.
Officer: And can I have your ticket, please?	Служащий: Можно ваш билет, пожалуйста?
Natasha: Yes, of course. Here it is.	Наташа: Да, конечно, вот.
Officer: Do you have just one suitcase?	Служащий: У вас только один чемодан?
Natasha: And a shopping bag.	Наташа: Да, и пакет.
Officer: Would you like to check it? No? Then please take this tag. Would you like a window or an aisle seat?	Служащий: Хотите сдать его в багаж? Нет? Тогда возьмите ярлык. Хотите место у окна или у прохода?
Natasha: Any seat would do. I don't care where I sit.	Наташа: Любое место подойдет, мне все равно, где сидеть.
Officer: I'll give you a window seat. Is it all right?	Служащий: Я дам вам место у окна. Хорошо?
Natasha: Yes, sure.	Наташа: Да, конечно.
Officer: Here's your boarding pass, Miss. Have a nice flight	Служащий: Вот ваш посадочный талон, мисс. Хорошего полета.

2. Повторите диалог за диктором (Audio file 6b). 4. Прочитайте, переводя слова в скобках на английский.

3. Ответьте «да» или «нет».

- 1) Natasha has a passport.
- 2) Natasha doesn't have a ticket.
- 3) Natasha has three suitcases.
- 4) Natasha doesn't have a shopping bag.
- 5) Natasha has a tag.
- 6) Natasha wants a window seat.
- 7) Natasha has a window seat.

Officer: Can I see your (паспорт), miss?

Natasha: Yes, sure. Here it is.

Officer: And can I have your (билет) please?

Natasha: Yes, of course. Here it is.

Officer: Do you have just one (чемодан)?

Natasha: And a (пакет).

Officer: Would you like to (сдать в багаж) it?

No? Then please take this (бирку).

Would you like a window or an (место у прохода)?

Natasha: Any seat would do. I don't care where to sit.

Officer: I'll give you a (место у окна) Is it all right?

Natasha: Yes, sure.

Officer: Here's your (посадочный талон), Miss.

Have a nice (полета).

STEP 6

ON THE PLANE

1. Подберите правильный перевод к словам левом столбце таблицы.

1. Exit	Курить запрещено
2. Fasten seatbelts (safety belts)	Запасной выход
3. No smoking	Туалет свободен
4. Lavatory (toilet) occupied	Место 36а у окна
5. Lavatory vacant	Холодная вода
6. Hot	Туалет занят
7. Cold	Место 36Б у прохода
8. Trash	Пристегните ремни
9. Flush	Выход
10. Return to your seat	Горячая вода
11. Flotation device under your seat	Мусор
12. Emergency exit	Вернитесь на свои места
13. 36A window	Спасательный жилет под сиденьем
14. 36B aisle	Слив

GRAMMAR **STEP 7**

To have / have got (иметь)

1. Прочитайте правило:

Американский вариант	Британский вариант
To have	To have got
I, we, you, they have he, she, it has	I, we, you, they have got he, she, it has got
Вопросительная форма: Do I/you/we/they have...? Does he/she/it have...?	Вопросительная форма: Have I/you/we/they got ? Has he/she/it got ?
Отрицательная форма: I/you/we/they don't have... He/she/it doesn't have	Отрицательная форма: I/you/we/they haven't got He/she/it hasn't got

2. Найдите и подчеркните в пройденных сегодня диалогах все случаи употребления глагола «have/have got».

STEP 8

Audio file 7

1. Прослушайте стихотворение (Audio file 7). Подчеркните в таблице и сравните формы глагола «have/have got».



What do you have?

HAVE (американский вариант)	HAVE GOT (британский вариант)
I have a dog but I don't have a cat. I don't have a car but I have a flat! I have a good job, a good boss and good pay! All that I need is a shorter working day!	I've got a dog but I haven't got a cat. I haven't got a car but I've got a flat! I've got a good job, a good boss and good pay! All that I need is a shorter working day!

2. Переведите слова в скобках на английский:

- I have a (собака) but I don't have a (кошка).
- I don't have a (машина) but I have a (квартира)!
- I have (хорошая работа), a (хороший босс) and (хорошая оплата)!
- All that I need is a shorter (рабочий день)!

3. Расскажите, что у вас есть, и отметьте свои ответы в табличке.

I have a dog, but I don't have a cat.

Do you have	Yes, I do.	No, I don't.
a dog		✓
a cat		
a car		
a flat		
a good boss		
good pay		
a long working day		

STEP 9

1. Впишите правильную форму глагола «to have / have got».

have or has?	have got or has got?
I _____ a car.	I _____ a car.
We _____ a flat.	We _____ a flat.
He _____ a dog.	He _____ a dog.
She _____ a cat.	She _____ a cat.
Tom and Tim _____ a good job.	Tom and Tim _____ a good job.
My friends _____ a lot of books.	My friends _____ a lot of books.
My teacher _____ a long working day.	My teacher _____ a long working day.
My boss _____ good pay.	My boss _____ good pay.

2. Что у них есть? Расскажите.

What does Natasha have? She has a car, a good job, a cell phone and a good boss. She doesn't have a country house.

NAME	a car	a cell phone	a country house	a pet	a good job	good pay	a good boss
Paul	+	+			+	+	+
Natasha	+	+		+	+	+	+
Chuck		+	+		+	+	+
Mario	+	+			+	+	+
Fred		+	+	+	+	+	+
you							

3. Что есть у вас? Отметьте в таблице и расскажите.

STEP 10

1. Проверьте себя! Подберите правильный перевод к каждому выражению.

Flight AF 407 is delayed by 20 minutes.	Извините.
Flight AF 407 is now boarding at gate 25.	Не могли бы вы мне помочь?
Put your luggage on the belt, please.	Где я могу узнать номер своего выхода, стойки?
Take off your belt.	Где я могу поменять деньги?
Step through the gate, please.	Снимите ремень.
Put it in the box.	Положите это в ящик.
Are you wearing any metal?	Рейс 407 задерживается на 20 минут.
Have a nice flight!	Пройдите через рамку.
Can I have your ticket, please?	Когда будет рейс ВА 334 в Москву?
Would you like to check it?	У вас есть металлические предметы?
Please take this tag.	Когда вылетает этот самолет?
Would you like a window or an aisle seat?	Рейс 407 проходит посадку на стойке, выходе 25.

Would you like a window or an aisle seat?	Где я могу найти информацию о рейсах?
Excuse me!	Где я могу зарегистрироваться на рейс?
Can you help me?	Когда мы прилетаем?
Where can I find information about flights?	<i>Это прямой рейс в Токио?</i>
Where can I find my gate number?	Поставьте свой багаж на ленту, пожалуйста.
Where can I get my baggage?	Хорошего вам полета.
Where can I check in for the flight?	Есть ли промежуточная посадка на пути в Нью-Йорк?
Where can I change money?	Когда я должен зарегистрироваться?
When is the flight BA 334 to Moscow?	Вы хотите место у окна или у прохода?
What time does the plane leave?	Где я могу поменять деньги?
What time will we arrive?	Есть ли проверка багажа в Лондоне?
What time do I have to check in?	Пожалуйста, возьмите бирку.
You have excess luggage. (baggage)	У вас перевес багажа.
Is there a stopover on the way to New York?	Когда мы взлетаем?
When do we take off?	Где я могу получить свой багаж?
Is there a security check in London?	Вы хотите это сдать в багаж?
<i>Is it a direct flight to Tokyo?</i>	

2. Найдите и исправьте ошибки в выражениях.

- Flight AF 407 delayed by 20 minutes.
- Flight AF 407 now boarding at gate 25.
- Put your luggage on belt, please.
- Take off you belt.
- Step through gate, please.
- Put it in box.
- You wearing any metal?
- Have nice flight!
- Can I have you ticket, please?
- Would you like check it?
- Please take this tag.
- Would you like window or aisle seat?
- Where I can find information about flights?
- Where I can find my gate number?
- Where I can get my baggage?

DAY 2

Прослушайте все диалоги первого дня, прочитайте их вслух, сделайте задания на перевод с русского на английский, просмотрите грамматические правила и упражнения. Теперь приступайте ко второму уроку.

CONVERSATION

STEP 1



On the plane
Audio file 8

1. Прослушайте диалог (Audio file 8a)

On the plane	В самолете
Hi, how can I help you?	Чем могу вам помочь?
I'm looking for my seat.	Я ищу свое место.
This way, please.	Сюда, пожалуйста.

On the plane	В самолете
Thank you.	Спасибо.
Fasten your belts. Don't leave your seats.	Пристегните ремни. Оставайтесь на местах.
We are taking off. Switch off your cellphones, please.	Мы взлетаем. Отключите свои телефоны, пожалуйста.
in 30 minutes	через 30 минут
When will we arrive?	Когда мы прилетим?
At half past 6. Tea or coffee?	Полседьмого.
A coffee, please.	Кофе, пожалуйста.
Here's your coffee. Here's your lunch.	Вот ваш кофе. Вот ваш ланч
Can I have a Coke?	Можно мне кока-колу?
Here you are.	Вот.
Thank you very much.	Большое спасибо.
in an hour	через час
Would you like to buy something?	Не хотите ли что-нибудь купить?
How much is this tie?	Сколько стоит этот галстук?
Just 10 dollars.	Всего 10 долларов.
OK, I'll take five.	Хорошо, возьму 5 штук.

2. Повторите диалог за диктором (Audio file 8b)

3. Прочитайте вслух, переводя слова в скобках на английский.

- Hi, (чем могу помочь?)
- I'm looking for my (место).
- (Сюда, пожалуйста).
- Thank you.
- (Пристегните ремни). (Оставайтесь на своих местах).
- We are taking off. (Отключите мобильники), please.

in 30 minutes

- (Когда мы прилетаем?)
- At half past 6. Tea or coffee?
- A coffee, please.
- Here's your coffee. (Вот ваш обед).
- Can I have a (колу)?
- Here you are.
- Thank you very much.

in an hour

- (Не хотите ли что-нибудь купить?)
- (Сколько стоит этот галстук?)
- Just 10 dollars.
- OK, I'll take five.

4. Вернитесь к диалогу (задание 1), закройте английский текст и переведите вслух диалог с русского на английский.

STEP 2 GRAMMAR

Глагол «to be»

To be hungry, cold, ill

Audio file 9

1. Прослушайте стихотворение (Audio file 9a).
2. Повторите диалог за диктором (Audio file 9b)

I'm hungry!

I'm so hungry! I want to eat!

Give me some fish! Give me some meat!
 I'm so thirsty! I want to drink!
 Give me some tea! Bring me some milk!
 I'm so tired! I need a break!
 If I don't stop, I will make a mistake!
 I'm so nervous! I'm so hot!
 I think I'm ill!
 I have a cold!

3. *Переведите слова в скобках на английский:*

I am hungry!
 I'm so (голодный)! I want to (есть)!
 Give me some (рыбы). Give me some (мяса)!
 I'm so (испытываю жажду)! I want to (пить)!
 Give me some (чаю). Bring me some (молока)!
 I'm so (усталый)! I need a (перерыв)!
 If I don't stop, I will make a (ошибку)!
 I'm so (нервный)! I'm so (жарко)!
 I think I'm (болен)!
 I have (простуда)!

4. *Ответьте на вопросы диктора (Audio file 9c), запишите свои ответы в таблицу.*

Are you ...?	Yes, I am.	No, I'm not.
hungry	✓	
thirsty		
cold		
hot		
tired		
ill		
nervous		
happy		
sad		
busy		

STEP 3

Притяжательные местоимения

My (мой), your (твой), his (его), her (её), its (этого), our (наш), your (ваш), their (их)

1. *Прочитайте рифмовку.*

The more we get together, together, together,
 The happier we are!
 For my friend is your friend, and his friend is her friend,
 and our friend is their friend.

2. *Проставьте правильно местоимения в рифмовке.*

The more we get together, together, together,
 The happier we are!
 For my friend is _____ friend, and his friend is _____ friend,
 and our friend is _____ friend.

3. *Заполните пропуски правильными местоимениями.*

- 1) I have a book. It's _____ book.
- 2) He has a cat. It's _____ cat.
- 3) She has a car. It's _____ car.
- 4) John and Mary have a good boss. This is _____ boss.
- 5) We have a new computer. It's _____ computer.
- 6) The dog has a ball. It's _____ ball.
- 7) Our colleagues have a new office. It's _____ office.

- 8) I have many books. They are _____ books.
- 9) We have a new sales manager. This is _____ new sales manager.
- 10) Our partners have a new product. It's _____ new product.
- 11) Mr. Smith has a big suitcase. It's _____ suitcase.
- 12) Mrs. Jones has a new bookcase. It's _____ bookcase.
- 13) I have a new house. _____ windows are large.
- 14) He has a new flat. _____ address is 133 Moskovsky Avenue.

STEP 4 CONVERSATION

Saying dates

When is your birthday?

1. Прочитайте правило:

Американский вариант	Британский вариант
On August 22d <i>When is your birthday? It's on August the 22d.</i>	On 22d August <i>When is your birthday? It's on the 22d of August.</i>

2. Прочитайте вслух:

1 st of September — September 1 st 11 th of May — May 11 th 23d of November — November 23d 3d of March — March 3d	31 st of December — December 31 st 10 th of April — April 10 th From 1 st October to 15 th November – From October 1 st to November 15 th
--	--

STEP 5 VOCABULARY

Luggage/ baggage

глагол «to have»

1. Что есть в багаже у Наташи? Просмотрите табличку и расскажите.
What does Natasha have?

Natasha has:	Natasha has some (какое-то количество)	Natasha has no:
a suitcase a bag a backpack a shopping bag a laptop computer a cell phone a camera a guide book an MP3 player 5 dresses 6 tops	cigarettes alcohol wine money cash perfume fruit food	arms drugs pets plants

2. А что у вас в багаже? Расскажите.
What do you have? — I have a suitcase.

STEP 6

1. Соедините половинки вопросов.

1. Is it a direct 2. Where can I check 3. Is there a security check 4. Can I confirm my 5. Is there a stopover	flight details? my baggage? the plane leave? in Paris on the way to the US? if possible?
--	--

6. Can I have a window seat, 7. Where can I leave 8. When will we arrive 9. When do I have to 10. When is the flight 11. What time does	BA 334 to Moscow? check in for the flight? in London? <i>flight?</i> before the plane takes off? in for the flight?
--	--

GRAMMAR **STEP 7**

¶ 1. *Впишите правильный артикль.*

- 1) There is ___ desk in ___ room. ___ desk is big.
- 2) There is ___ bag under ___ desk. ___ bag is small.
- 3) There is ___ window in ___ room. ___ window is large.
- 4) There is ___ computer on ___ desk. ___ computer is fast.
- 5) I am ___ manager.
- 6) ___ manager is in ___ meeting room.
- 7) He is ___ engineer.
- 8) ___ secretary is at ___ reception.
- 9) She is ___ accountant.
- 10) She is in ___ Accounts and he is _____ Sales.
- 11) He is ___ teacher.
- 12) He is in ___ Marketing Department.
- 13) I am ___ manager.
- 14) I am in ___ Financial Department.
- 15) I have ___ car. ___ car is new.
- 16) She has ___ bag. ___ bag is old.
- 17) We have ___ computer. ___ computer is fast.
- 18) They have ___ new office. _____ office is large.

¶ 1. *Запомните пропуски правильной формой глагола «to be».*

am, is or are?

- 1) There _____ a book on the table.
- 2) There _____ many rooms in the office.
- 3) There _____ no lamp on the table.
- 4) _____ there a board room in the office?
- 5) _____ there many people in the canteen?
- 6) There _____ many books in the bookcase.
- 7) _____ there a window in your room?
- 8) I _____ a manager.
- 9) _____ you interested in music?
- 10) I _____ glad to meet you.
- 11) Where _____ she from?
- 12) What _____ her job?
- 13) We _____ sales managers.
- 14) _____ he from Moscow?
- 15) How old _____ you?
- 16) Who _____ these people? Who _____ they?
- 17) What _____ your name?
- 18) _____ you from China?
- 19) _____ there any chairs in your office?
- 20) He _____ not a doctor.

STEP 8

- 21) _____ it interesting?
- 22) She _____ a student.
- 23) Where _____ you from?
- 24) What time _____ it?
- 25) We _____ managers.
- 26) _____ he happy?
- 27) How old _____ she?
- 28) Who _____ he?
- 29) Who _____ you?

STEP 9

¶ 1. Исправьте ошибки:

- 1) Mice is grey.
- 2) There is many books in the room.
- 3) There are many woman in the room.
- 4) Is there a men in the canteen?
- 5) Tom and Tim is happy.
- 6) I a manager.
- 7) She are a secretary.
- 8) My foot are tired! Let's stop!
- 9) The children is at school.
- 10) I am a engineer.
- 11) Who is you?
- 12) Where is you from?

STEP 10

a/an or the?

¶ 1. Выберите и запишите рядом с подчеркнутым существительным правильный артикль, не переводя предложения на английский. Сверьтесь с таблицей.

- 1) Дайте мне карандаш. (какой-нибудь — a)
- 2) Где карандаш? (Определенный, видимо, это мой карандаш. — the)
- 3) Я хочу яблоко.
- 4) Тебе нравится яблоко?
- 5) Я учитель.
- 6) Где учитель?
- 7) Закройте дверь.
- 8) Откройте окно.
- 9) У меня есть компьютер.
- 10) Где сумка?
- 11) Я хочу купить машину.
- 12) Нужно починить машину.
- 13) Я вижу кошку.
- 14) Кошка под столом.

2. Вставьте правильный артикль.

- 1) I am _____ doctor.
- 2) Where is _____ teacher? In _____ classroom.
- 3) Please give me _____ pen and _____ pencil.
- 4) Sorry, _____ pen doesn't write.
- 5) I'm _____ teacher. It is _____ toy.
- 6) _____ book you gave me is very interesting.

- 7) Where is _____ cat? Under _____ chair.
- 8) I need _____ notebook and _____ pen.
- 9) Where is my book? On _____ table.
- 10) Would you like _____ piece of cake?
- 11) Have you got _____ car?
- 12) Where is _____ car? I can't see it.
- 13) He is _____ nice boy. She is _____ pretty girl.
- 14) I can't open _____ door. Help me please.

CONVERSATION STEP 11



At the airport

Audio file 10

1. *Прослушайте диалог (Audio file 10a).*
2. *Повторите диалог за диктором (Audio file 10b). Переведите диалог.*
 - Put your luggage on the belt. Step through here. Are you wearing any metal, Sir?
 - Why? Oh, my belt!
 - Take it off and put it in the box. Step in through the gate again.
 - OK.
 - Now it's fine. You can take your luggage.
 - Can you help me? I need information about flights.
 - It's on the Information Board.
 - Where is it?
 - It's in the middle of the hall.
 - Can I find my gate number there?
 - Certainly.
 - One more thing, where can I check in for the flight?
 - The check-in counters are inside. But first you should go through the Immigration and the Customs.
 - Oh, where is it?
 - Do you see that line of passengers just behind the Information Board?
 - Yes ...
 - This is the Immigration and the Customs is inside.
 - One more question, where can I change some money?
 - You can change money at the Currency Exchange. If you need cash, you can use the ATM machine.
 - Thank you.
 - You are welcome.
3. *Прочитайте диалог вслух, переводя слова в скобках на английский.*
 - Put your (багаж) on the (ленту). (пройдите) here. Are you wearing any metal, Sir?
 - Why? Oh, my (пояс)!
 - Take it off and put it in the (ящик). Step in through the (ворота) again.
 - Ok.
 - Now it's fine. You can take your (багаж).
 - Can you help me? I need information about (рейсы).
 - It's on the (доске информации).
 - Where is it?
 - It's in the middle of the (зала).
 - Can I find my (номер прохода) there?
 - Certainly.
 - One more thing, where can I check in (на рейс)?
 - The (стойки регистрации) are inside. But first you should go through the (паспортный контроль) and the (таможню).
 - Oh, where is it?
 - Do you see that (очередь) of passengers just behind the (доска информации)?

- Yes ...
 - This is the (паспортный контроль) and the (таможня) is inside.
 - One more question, where can I change some (деньги)?
 - You can change money at the (обмен валюты). If you need (наличные), you can use the (банкомат).
 - Thank you.
 - You are welcome.
4. *Вслух переведите диалог на английский.*
- Поставьте свой багаж на ленту. Пройдите сюда. У вас есть металлические предметы?
 - Что? О, мой ремень!
 - Снимите его и положите в коробку. Еще раз пройдите сюда.
 - Хорошо.
 - Теперь все в порядке. Можете забрать свой багаж.
 - Не могли бы вы мне помочь? Мне нужна информация о рейсах.
 - Она на доске информации.
 - Где это?
 - В центре зала.
 - Я там увижу номер прохода?
 - Конечно.
 - Ох, еще, где я могу зарегистрироваться на рейс?
 - Стойки регистрации внутри, но сначала нудно пройти паспортный контроль и таможню.
 - Где это?
 - Вы видите ту очередь пассажиров за доской информации?
 - Да ...
 - Это паспортный контроль, а таможня внутри.
 - Еще один вопрос. Где я могу поменять деньги?
 - Вы можете поменять деньги в обменном пункте. Если вам нужны наличные, можно воспользоваться банкоматом.
 - Спасибо.
 - Пожалуйста.

I SELF TEST 3

1. *Ответьте «да» или «нет».*
- 1) Глагол «can» имеет только одну форму в настоящем времени.
 - 2) Для образования вопроса «can» ставится перед подлежащим.
 - 3) Глагол «can» не имеет сокращенной отрицательной формы.
 - 4) Английскому варианту «have» соответствует американский вариант «have got».
 - 5) У глагола «have» только одна форма настоящего времени.
 - 6) Глагол «have» имеет сокращенную отрицательную форму.
2. *Вставьте правильную форму глагола «can».*
- 1) I _____ speak English.
 - 2) _____ you dive?
 - 3) We _____ not work tomorrow.
 - 4) _____ she drive a car?
 - 5) They _____ not study on Monday.
3. *Вставьте правильную форму глагола «to have».*
- 1) I _____ a car.
 - 2) She _____ a computer.
 - 3) We not/_____ a house.
 - 4) He not/_____ a new office.
 - 5) It _____ many rooms.

4. Вставьте правильную форму глагола «to be».

- 1) I ____ not hungry.
- 2) ____ she tired?
- 3) He ____ not ill.
- 4) ____ you nervous?
- 5) They ____ hot.

5. Составьте и запишите вопросы:


- 1) I can check my flight number where?
- 2) can change money where I?
- 3) my gate number what is?
- 4) I see can you passport please?
- 5) where you would like to sit?
- 6) my flight is delayed?

6. Подберите перевод к словам и выражениям из левой колонки.

1. the Telephones	Камера хранения
2. the Information Board	Банкомат
3. the Luggage Lockers	Доска информации
4. the First Aid	Телефоны
5. the Cafeteria	Первая помощь
6. the Post Office	Билетная касса
7. the Immigration	Стойка регистрации
8. the Currency Exchange	Таможня
9. the Customs	Паспортный контроль
10. the Check-in Counter	Кафе
11. the Duty-free Shop	Магазин дьюти-фри.
12. the ATM machine/ teller machine	Выход на посадку
13. the Ticket Office	Место получения багажа
14. the Gates (N 1, 2, 3, 4 ...)	Почта
15. the Baggage Reclaim Area	Кафе

7. Проверьте себя (правильные ответы — в конце учебника) и поставьте себе оценку.

Lesson 4



Дорогой читатель, в этой главе мы научимся проходить паспортный контроль. Если вы собираетесь в солнечную Турцию или знойный Египет, то вы можете пропустить эту главу, однако если вы мечтаете поехать в США, Англию или Израиль — изучите её со всей тщательностью. Пригодится!

DAY 1

ПОЛЕЗНЫЕ СЛОВА И ВЫРАЖЕНИЯ

Audio file 1

1. Прослушайте и повторите за диктором (Audio file 1).

Welcome to London! — Добро пожаловать в Лондон.

Hello! Hi! — Здравствуйте! Привет!

Goodbye! Bye! — До свидания. Пока.

What is your name? — Как вас зовут?

Where are you from? — Откуда вы?

What's the purpose of your visit? — Какова цель вашего визита?

How long are you here for? — Как долго вы здесь пробудете?

Where are you going to stay? — Где вы собираетесь остановиться?

Can I see your passport, please? — Можно ваш паспорт, пожалуйста.

I'm on holiday here (on vocation). — Я здесь в отпуске.

I'm on business here. — Я здесь в командировке.

Here you are. — Вот.

Here it is. — Вот он.

Thank you. — Спасибо.

Please. — Пожалуйста.

Have a nice stay! — Хорошего вам здесь пребывания.

Have a nice day! — Хорошего дня.

A multiple visa — Мультивиза.

I'm on my own. — Я один.

I'm with a group. — Я с группой.

The children are on this passport. — В паспорт вписаны дети.

1. Прослушайте диалог (Audio file 2a).

At the Immigration	Прохождение паспортной службы
Immigration officer: Hello. What is your name?	Офицер паспортной службы: Здравствуйте, как ваше имя?
Natasha: My name is Natasha.	Наташа: Меня зовут Наташа.
Immigration officer: Where are you from?	Офицер паспортной службы: Откуда вы?
Natasha: I am from Russia.	Наташа: Из России.
Immigration officer: What's the purpose of your visit?	Офицер паспортной службы: Какова цель вашего визита?
Natasha: I'm travelling on business.	Наташа: Я путешествую по делу.
Immigration officer: How long are you here for?	Офицер паспортной службы: Сколько времени вы намереваетесь пробыть здесь?
Natasha: For a month or maybe a week more.	Наташа: Месяц, а может, на неделю больше.
Immigration officer: Where're you going to stay? What's your address in the UK?	Офицер паспортной службы: Где вы собираетесь остановиться? Каков ваш адрес в Великобритании?
Natasha: I'm going to stay at the Hilton in Bond Street.	Наташа: Я собираюсь остановиться в Хилтоне на Бонд-стрит.
Immigration officer: It's a nice hotel. I know it. Can I see your passport, please?	Офицер паспортной службы: Это хороший отель. Я его знаю. Могу я взглянуть на ваш паспорт, пожалуйста?
Natasha: Yes, of course, here it is.	Наташа: Да, конечно. Вот он.
Immigration officer: A multiple visa... That's OK. Welcome to London. Have a nice stay.	Офицер паспортной службы: Многоразовая виза... Хорошо. Добро пожаловать в Лондон. Приятно провести время.

2. Повторите диалог за диктором (Audio file 2b)

3. Прочитайте вслух, переводя слова в скобках на английский.

Immigration officer: Hello. (Как ваше имя)?

Natasha: My name is Natasha.

Immigration officer: (Откуда) are you from?

Natasha: I'm from Russia.

Immigration officer: (Какая, какова) is the (цель) of your visit?

Natasha: I'm travelling on business.

Immigration officer: (Как долго) are you here for?

Natasha: For a month or maybe a week more.

Immigration officer: (Где) are you going to stay? What's your (адрес) in the U.K.?

Natasha: I'm going to stay at the Hilton in Bond Street.

Immigration officer: It's a nice hotel. I know it. Can I see your (паспорт), please?

Natasha: Yes, of course, here it is.

Immigration officer: А (многоразовая виза). That's OK. (Добро пожаловать) to London. Have a nice stay.

4. Ответьте «да» или «нет».

1) Natasha is from Russia.

2) Natasha is on holiday.

3) She is going to stay in the UK for a month.

4) She's going to stay at a hotel.

5) She has no passport.

6) She has a one month visa.

5. Вернитесь к диалогу (задание 1), закройте английский текст и переведите вслух диалог с русского на английский.

STEP 2 GRAMMAR

1. Вставьте правильную форму глагола «to be» (*is/are*).
- What is your last name?
- 1) Where _____ you from?
 - 2) What city _____ you from?
 - 3) What _____ your address?
 - 4) What _____ your phone number?
 - 5) What _____ the purpose of your visit?
 - 6) What _____ your address in the UK?
 - 7) Where _____ you going to stay in the UK?
 - 8) How long _____ you here for?
2. Восстановите вопросы диалога, расставив слова в правильном порядке.
- Name your first is what? — What is your first name (имя)?
- 1) Last name (фамилия) your is what?
 - 2) You from are where?
 - 3) The purpose of what your is visit?
 - 4) Here how long you are for?
 - 5) You UK where going to stay are in the?
 - 6) Your address what is in the UK?
3. Проверьте свои ответы по диалогу.

STEP 3 CONVERSATION

At the Immigration

1. Какие вопросы были заданы офицером? Запишите их, не подглядывая в текст.
- Immigration officer: Hello. _____?
- Natasha: Natasha.
- Immigration officer: _____?
- Natasha: Sharova.
- Immigration officer: _____?
- Natasha: I'm from Russia.
- Immigration officer: _____?
- Natasha: It's a business trip.
- Immigration officer: _____?
- Natasha: For two weeks.
- Immigration officer: — _____?
- Natasha: — I'm going to stay at a hotel.
- Immigration officer: — _____?
- Natasha: — Yes, of course, here it is.
- Immigration officer: — A multiple visa. That's OK. Welcome to London. Have a nice stay.
2. Проверьте свои ответы по диалогу.
- Audio file 2**
3. Попрактикуйтесь в диалоге. Ответьте на вопросы диктора (Audio file 3).

STEP 4 GRAMMAR

1. Прочитайте правило:

REMEMBER!

WHAT — что

WHO — кто

**Audio file 3**

2. *Прослушайте рифмовку и прочитайте ее вслух (Audio file 3).*

What is this? Who is this?

What is this? This is a toy.

Who is this? This is a boy.

What is this? This is a doll.

Who is this? This is a girl.

What is this? This is a tree.

Who is this? It's me! It's me!

STEP 5

1. *Прочитайте и запомните слова и выражения.*

favorite — любимый	color — цвет
writer — писатель	actor — актер
singer — певец	hero — герой
animal — животное	city — город

2. *Выберите правильное вопросительное местоимение и составьте вопросы.*

What is your favorite color?

Who	is your favorite (любимый)	food
What		drink
		writer
		song
		singer
		color
		animal
		car
		film
		book
		film star
		sports star
		hero
		city

**Audio file 4**

3. *Ответьте на вопросы диктора (Audio file 4).*

My favorite food is meat.

VOCABULARY**STEP 6****Adjectives (прилагательные)**

1. *Прочитайте и запомните слова и выражения, приведенные в таблице ниже.*

good — хороший	nice — милый
bad — плохой	talented — талантливый
awful — ужасный	interesting — интересный
terrible — жуткий	boring — скучный
terrific — крутой	famous — знаменитый
wonderful — чудесный	ordinary — обычный
beautiful — прекрасный	clever — умный
ugly — уродливый	stupid — глупый

2. Подберите в правом столбце антонимы к прилагательным из левого столбца:

good	boring
awful	bad
interesting	terrific
terrible	ugly
beautiful	ordinary
famous	stupid
talented	unknown
clever	wonderful

STEP 7

1. Проверьте себя! Подберите правильный перевод к каждому выражению.

Welcome to London!	До свидания.
Hello! Hi!	Как вас зовут?
Goodbye! Bye!	Вот.
What is your name?	Добро пожаловать в Лондон.
Where are you from?	Хорошего вам дня.
What's the purpose of your visit?	Какова цель вашего визита?
How long are you here for?	Я в командировке.
Where are you going to stay?	Я в отпуске.
Can I see your passport, please?	Можно ваш паспорт, пожалуйста?
I'm on holiday here (on vocation).	Вот он.
I'm on business here.	Мультивиза.
Here you are.	Я один.
Here it is.	Я в группе.
Thank you.	Спасибо.
Please.	Откуда вы?
Have a nice stay!	Пожалуйста.
Have a nice day!	В этот паспорт вписаны дети.
A multiple visa	Хорошего вам пребывания здесь.
I'm on my own.	Здравствуйте. Привет.
I'm with a group.	Как долго вы здесь собираетесь оставаться?
The children are on this passport.	Где вы собираетесь остановиться?

2. Найдите и исправьте ошибки в выражениях.

Welcome London!

What your name?

Where you from?

What the purpose of your visit?

How long you are here for?

Where you going to stay?

I can see your passport, please?

Have nice stay!

Have nice day!

I'm on own.

I with a group.

DAY 2

Прслушайте все диалоги первого дня, прочитайте их вслух, сделайте задания на перевод с русского на английский, просмотрите грамматические правила и упражнения. Теперь приступайте ко второму уроку.

Вопросительные местоимения

1. Прочитайте стихотворение

I keep six honest serving men. They taught me all I knew. Their names are: what, and why, and when, and how, and where, and who. <p style="text-align: right;"><i>R. Kipling</i></p>	У меня есть шестеро честных слуг. Они научили меня всему, что я знаю. Их имена: что, почему, и когда, И как, и где, и кто. <p style="text-align: right;"><i>Р. Киплинг</i></p>
--	--

- Подчеркните в стихотворении все вопросительные местоимения.
- Найдите и подчеркните в диалоге первого дня (Day 1, Step 1) все вопросительные местоимения.

STEP 2

1. Составьте вопросы по таблице.

1. What	is your birthday?
2. What	time is it?
3. Who	are you from?
4. Where	is your favorite writer?
5. When	is your manager?
6. What	city are you from?
7. What	do you want to study English?
8. Who	old are you?
9. How	do you live?
10. How	are you today?
11. Where	do you do?
12. Why	is your favorite book?

STEP 3

1. Вставьте правильную форму глагола «to be» (am/is/are)

- I ___ a teacher.
 He ___ a nice boy.
 Sam ___ a driver.
 We ___ happy.
 They ___ hungry
 It ___ right!
 My parents ___ doctors.
 My dog ___ hungry.
 I ___ not ill.
 ___ he a doctor?
 ___ they students?
 He ___ not a driver.
 ___ you happy?

2. Исправьте ошибки.

- He are a teacher.
 Tom it's a little boy.
 Sally a nice girl.
 We am happy.
 My friends is students.
 You right!
 My parents is doctors.
 My dog hungry.
 You happy?
 I not happy.
 Do they doctors?
 They are students?
 He is hungry?

STEP 4 CONVERSATION

1. Подберите правильные ответы (правый столбец) к вопросам из левого столбца.

What is your name?

What is your name?	I am 20.
Where are you from?	Yes, I'm a student.
What city are you from?	My name is Alice.
Are you British?	Tolkien.
How old are you?	Lord of the Rings.
Are you a student?	Sharapova.
What is your favorite book?	I'm from New York.
Is this book interesting?	Bred Pitt.
Who is your favorite writer?	I'm from the USA.
What is your favorite film?	Titanic.
Who is your favorite film star?	Tennis.
What is your favorite sport?	No, I am American.
Who is your favorite sports star?	Yes, it's very interesting.

Audio file 5

2. Ответьте на вопросы диктора (Audio file 5).

STEP 5

Likes and dislikes

like + глагол + ing

Audio file 6

1. Прослушайте рифмовку (Audio file 6a).
2. Прочитайте рифмовку вслух.

What do you like?

I like ice cream but I don't like sweets.

I like bread but I don't like cheese.

I like skiing but I don't like diving.

I like riding but I don't like driving.

3. Расскажите о том, что вы любите и что не любите. Отметьте свои ответы в таблицах.

Food

Do you like ... ?	Yes, I do.	No, I don't
tea	✓	
coffee		
milk		
sweets		
ice cream		
soup		
meat		
fish		
chicken		
burgers		
pizza		
chocolate		
fruit		
potatoes		
pasta/spaghetti		
salad		

Free time

Do you like ... ?	Yes, I do.	No, I don't.
studying English		✓
doing sport (заниматься спортом)		
watching movies (смотреть фильмы)		
going out with friends (ходить куда-нибудь с друзьями)		
shopping (ходить по магазинам)		
reading (читать)		
talking on the phone (разговаривать по телефону)		
tidying your room (прибирать комнату)		

4. Ответьте на вопросы диктора (Audio file 6b).

GRAMMAR

STEP 6

Would you like to ...? (не хотите ли ...)

Invitations

1. Подберите правильный перевод (правый столбец) к понятиям из левого столбца.

go shopping	пойти поплавать
go swimming	пойти в магазин
go dancing	пойти в спортивный клуб
go for a walk	убрать квартиру
go to the theatre	пойти погулять
go to the cinema (the movies)	учить английский
go to the sports club	пойти потанцевать
study English	пойти в кино
tidy the flat	пойти в театр

Audio file 7

2. Прослушайте диалог (Audio file 7a).

3. Прочитайте диалог.



Invitations

Hello!	Привет!
Hi!	Привет!
How are you?	Как дела?
I'm fine and you?	Хорошо, а у тебя?
I'm fine too.	Тоже хорошо.
Would you like to take a walk with me?	Не хочешь ли пойти со мной погулять?
Yes, sure, when?	Конечно, когда?
How about tomorrow at ten?	Может, завтра в десять?
вариант 1	вариант 1
It's fine with me. At ten I'm free.	Хорошо, меня устраивает.
See you at ten.	Увидимся в десять.
Bye. See you then.	Пока, до скорого.
вариант 2	вариант 2
Ten is too late. Let's meet at eight.	В десять слишком поздно. Давай встретимся в восемь.
Eight is too early. Let's meet at nine.	В восемь слишком рано. Давай встретимся в девять.
Well, nine is fine.	Ну хорошо, в девять.
See you at nine.	Увидимся в девять.

4. *Попрактикуйтесь в диалоге с диктором (Audio file 7b).*
5. *Закройте английский текст и переведите вслух диалог с русского на английский.*

STEP 7

Acquaintance (знакомство)

Audio file 8

1. *Прослушайте диалог и впишите пропущенные вопросы (Audio file 8).*
2. *Прочитайте диалог:*

Acquaintance

— Hi, I'm John. _____?

— I'm Natasha.

— _____?

— I'm from Russia and _____?

— I'm from the UK.

— _____?

— I'm an office-manager and you? _____?

— I'm the sales manager of St. Petersburg's branch of Megasoft.

— Oh! _____?

— Yes, it's nice and very comfortable.

— How many staff are there?

— About 30 people.

— _____?

— Paul West.

— Oh, I know him. He's a very nice guy.

— Yes, he's very professional.

— _____?

— Yes, it's my first time here.

— _____?

— Yes, I like it a lot. It's great.

— What do you like doing in your free time?

— I like doing sport and you? _____?

— I like singing and dancing.

— _____?

— I like pop music and what kind of music do you like?

— I prefer heavy metal.

— Oh, really? _____?

— I like Iron Maiden. They are fantastic!

— Um..., what's your favorite food?

— Pizza, and _____?

— I like burgers!

— I see. Would you like a cup of coffee? There's a canteen at the end of the corridor.

There are burgers there too.

— Yes, thank you. See you later.

3. *Переведите диалог на английский.*

— Привет, я Джон, а как тебя зовут?

— Наташа.

— Откуда ты?

— Из России, а ты?

— Я из Англии.

— И чем ты занимаешься?

— Я офис-менеджер, а ты?

— Я менеджер по продажам в петербургском филиале Мегасофт.

— У вас большой офис?

- Да, хороший и комфортабельный.
- Сколько у вас персонала?
- Около тридцати человек.
- А кто генеральный директор?
- Пол Вест.
- Я его знаю. Он симпатичный.
- Да, он настоящий профессионал.
- Это твой первый визит в Лондон?
- Да, я здесь впервые.
- Тебе нравится Лондон?
- Да, очень. Он чудесный!
- А что ты любишь делать в свободное время?
- Заниматься спортом, а ты?
- Я люблю петь и танцевать.
- Какая у тебя любимая музыка?
- Я люблю поп-музыку, а ты?
- А я хэви-метал.
- Да, а какая у тебя любимая группа?
- «Айрон Мейден». Они обалденные!
- Хм... а какая твоя любимая еда?
- Пицца, а у тебя?
- Я люблю гамбургеры!
- Понятно. Хочешь чашечку кофе? Кафе в конце коридора. У них и гамбургеры есть.
- Да, спасибо. Увидимся попозже.

WRITING **STEP 8**

Penfriends

- ¶ 1. Даша, племянница Наташи, хочет найти друга по переписке в Англии. Помогите ей в этом. Найдите и исправьте 12 ошибок в тексте. Прочитайте и переведите письмо.

Hi friend,
 My name is Dasha.
 Im you new pen friend. I am from Russia. I'm live in Voronezh. I'm 25. I'm accountant. I work for a big construction company.
 My family it's not very big: father, mother, my sister and me. My father is an engineer and my Mum a librarian. My sister is fifteen. She name is Ann. She is at school. We have two pets. I has a dog and my sister has a hamster. I prefer dogs. They are nice.
 I like reading. My favorite writer is Den Brown. My favorite book it's Da Vinci's Code. My favorite sport is tennis. My favorite sports star Sharapova. She is a good athlete and she is so beautiful! She is like a model!
 When I free, I like singing and dancing. My favorite music is pop music and R@B. My favorite pop star is Britney Spears. She is great! At the weekend I like going to cinema with my friends. My favorite film is *Pirates the Caribbean*. My favorite film star is Johnny Depp. His great!
 What music do you like? What is your favorite star?
 Write soon.
 Dasha

¶ SELF TEST 4

1. Ответьте «да» или «нет».
 - 1) Вопрос в английском языке образуется изменением порядка слов.
 - 2) Вопрос обычно начинается с вопросительного местоимения.
 - 3) В вопросе произвольный порядок слов.

2. Подберите перевод к вопросительному местоимению.

1. <i>what</i>	как
2. <i>why</i>	<i>что</i>
3. <i>who</i>	когда
4. <i>where</i>	почему
5. <i>when</i>	кто
6. <i>how</i>	где

3. Составьте вопросы по таблице.

1. <i>What</i>	are you from?
2. <i>Why</i>	<i>is your name?</i>
3. <i>Who</i>	are you so sad?
4. <i>Where</i>	is your favorite film star?
5. <i>When</i>	are you?
6. <i>How</i>	is your birthday?

4. Выберите правильное предложение.

- 1) I a teacher./ I am a teacher.
- 2) I not can swim./ I can't swim.
- 3) Can you drive? / You can drive?
- 4) I not like coffee./ I don't like coffee.
- 5) He likes tea. / He like tea.
- 6) We don't like reading. / We not like reading.
- 7) He doesn't like meat. / He don't like meat.
- 8) I not like travelling. / I don't like travelling.
- 9) You like pizza?/ Do you like pizza?
- 10) Can you speak English?/ Do you can speak English?

5. Составьте и запишите правильные вопросы.

- 1) your name is what?
- 2) you from where are?
- 3) the purpose what of your visit is?
- 4) you are going to stay how long in the UK?
- 5) you are going to stay where in the UK?
- 6) I see can your passport?

6. Подберите перевод (правый столбец) к прилагательным в левом столбце.

<i>good</i>	плохой
<i>awful</i>	интересный
<i>interesting</i>	ужасный
<i>terrible</i>	<i>хороший</i>
<i>beautiful</i>	классный
<i>famous</i>	уродливый
<i>talented</i>	красивый
<i>clever</i>	обычный
<i>boring</i>	глупый
<i>bad</i>	неизвестный
<i>terrific</i>	жуткий
<i>ugly</i>	знаменитый
<i>ordinary</i>	умный
<i>stupid</i>	чудесный
<i>unknown</i>	талантливый
<i>wonderful</i>	скучный

7. Проверьте себя (правильные ответы — в конце учебника) и поставьте себе оценку.

Lesson 5



Какая интересная и полезная глава! В ней мы научимся без проблем проходить таможенный контроль.

DAY 1

ПОЛЕЗНЫЕ СЛОВА И ВЫРАЖЕНИЯ

Audio file 1

Прслушайте и повторите за диктором (Audio file 1).

How many pieces of baggage have you got? — Сколько у вас предметов багажа?

Did you pack your baggage yourself? — Вы паковали ваш багаж сами?

Have you got anything to declare? — У вас есть что-то подлежащее декларированию?

How much money in cash have you got? — Сколько наличных есть у вас?

Will you open your suitcase, please? — Не откроете ли ваш чемодан?

It's illegal! — Это незаконно!

Have you got any cash? — У вас есть наличные?

You'll have to pay duty on your luggage. — Вам придется заплатить пошлину за багаж.

You'll have to pay a supplement of 50 pounds on your baggage. — Вам придется заплатить дополнительно 50 фунтов за ваш багаж.

Do you have any sharp or electronic items? — У вас есть острые предметы или электронные приборы?

STEP 1

Audio file 2

1. Прслушайте диалог (Audio file 2a)

At the customs	На таможне
Customs officer: Well, Miss, how many pieces of baggage have you got?	Таможенник: Итак, мисс, сколько у вас мест багажа?
Natasha: A suitcase, a backpack, a small purse and a shopping bag.	Наташа: Чемодан, рюкзак, сумочка и пакет.
Customs officer: Let me check. A suitcase, one backpack, a small purse and a shopping bag. Can I see your suitcase, please?	Таможенник: Позвольте посмотреть? Чемодан, один рюкзак, сумочка и пакет. Можно посмотреть ваш чемодан?
Natasha: (opening the suitcase) Yes, of course, here it is.	Наташа: (открывая чемодан) Да, конечно, вот.

At the customs	На таможене
Customs officer: Can I see your backpack, miss?	Таможенник: Можно посмотреть ваш рюкзак?
Natasha: Yes, sure, here it is.	Наташа: Да, конечно, вот.
Customs officer: Have you got anything to declare? Spirits, perfume or cigarettes?	Таможенник: Вам есть что декларировать? Спиртное, духи или сигареты?
Natasha: Just one packet of cigarettes and a bottle of vodka for my friends!	Наташа: Только пачка сигарет и бутылка водки для моих друзей.
Customs officer: Did you pack your suitcases or someone packed them for you?	Таможенник: Вы сами паковали чемоданы или вам их кто-то упаковал?
Natasha: Of course I packed my cases! I packed the hand luggage too!	Наташа: Конечно, я сама паковала чемоданы и ручную кладь тоже.
Customs officer: One more thing, have you got any cash?	Таможенник: Да, вот еще, у вас есть наличные?
Natasha: Just a card and two hundred pounds in cash.	Наташа: Только кредитка и две сотни фунтов наличными.
Customs officer: Two hundred pounds? That's OK. Have a nice stay in the UK!	Таможенник: Две сотни фунтов? Это можно. Удачи в вашей поездке по Англии.

2. Повторите диалог за диктором (Audio file 2b)
3. Прочитайте вслух, переводя слова в скобках на английский.

Customs officer: Well, miss, how many (предметов багажа) have you got?
 Natasha: A (чемодан), a (рюкзак), a (сумочка) and a (пакет).
 Customs officer: Let me check. A (чемодан), one (рюкзак), a (сумочка) and a (пакет).
 Can I see your (чемодан), please?
 Natasha: (opening the suitcase) Yes, of course, here it is.
 Customs officer: Can I see your (рюкзак), please?
 Natasha: Yes, sure, here it is.
 Customs officer: Have you got anything to (декларировать)? (Спиртное), (духи) or (сигареты)?
 Natasha: Just one (пачка сигарет) and a (бутылка) of vodka for my (друзей)!
 Customs officer: Did you (паковали) your suitcase or someone packed them for you?
 Natasha: Of course I packed my cases! I packed the (ручную кладь) too!
 Customs officer: One more thing, have you got any (наличные)?
 Natasha: Just a (кредитку) and two hundred two hundred pounds (наличными).
 Customs officer: Two hundred dollars? That's OK. Have a nice (пребывание, поездка) in the UK!
4. Вернитесь к диалогу (задание 1), закройте английский текст и переведите вслух диалог с русского на английский.
5. Ответьте «да» или «нет».
 - 1) Natasha has 3 suitcases.
 - 2) Natasha has a backpack.
 - 3) Natasha has 10 packets of cigarettes.
 - 4) Natasha has 3 bottles of vodka.
 - 5) Natasha has a card.
 - 6) Natasha has two thousand dollars in cash.
 - 7) Natasha has nothing to declare.
6. Расставьте слова в правильном порядке. Проверьте ответы по диалогу.

many pieces how you have of baggage got? — How many pieces of baggage have you got?

 - 1) have got anything you to declare?
 - 2) any spirits, cigarettes, or perfume have got you?
 - 3) you open will your backpack please?
 - 4) please open you this suitcase will?
 - 5) you pack did suitcases your yourself?
 - 6) pack for you someone them did?
 - 7) you any got have cash?

1. Какие вопросы задавал таможенник? Запишите их и проверьте по диалогу.

___What is your name___?

Natasha Sharova.

_____?

I'm from Russia.

_____?

I live in St. Petersburg.

_____?

I'm traveling on business.

_____?

For 10 days.

_____?

I'm going to stay at a hotel.

_____?

Just a suitcase and a backpack.

_____?

I packed everything myself.

_____?

I don't know. What shall I declare?

_____?

No, I don't have any.

1. Подберите перевод (правый столбец) к словам из левого столбца.

a dress	брюки
a coat	шапка
a jacket	шарф
a shirt	пальто
a skirt	костюм
a top	платье
a blouse	рубашка
a hat	носки
a suit	колготки
a sweater	топ, майка
a scarf	туфли
a tie	блузка
a belt	пиджак
trousers (pants)	плавки
socks	галстук
tights	ремень
boots (a pair of boots)	босоножки
shoes (a pair of shoes)	тапки
slippers	купальный костюм
trainers	ботинки
sandals	юбка
bathing suit (swimsuit)	трусики
swimming trunks	свитер
panties	кроссовки

2. Прочитайте слово и перевод:

Colors: blue (голубой, синий), red (красный), green (зеленый), brown (коричневый), grey (серый), black (черный), white (белый), pink (розовый), purple (фиолетовый), violet (сиреневый), yellow (желтый), orange (оранжевый)

3. Впишите перевод:

brown _____, grey _____, black _____, violet _____, yellow _____, orange _____, blue _____, red _____, green _____, white _____, pink _____, purple _____.

4. Впишите правильный артикль (a/an/-)

_____ blue skirt, _____ black sweater, _____ black boots, _____ orange top, _____ green blouse, _____ red dress, _____ yellow tie, _____ grey trousers, _____ orange socks, _____ white shirt, _____ pink skirt, _____ purple scarf, _____ violet coat, _____ red jacket, black _____ tights

5. Какая у вас есть одежда? Расскажите!

I have a blue skirt and a white blouse. I have two pairs of shoes.

6. Впишите названия предметов мужской и женской одежды в две колонки.

Men's wear	Women's wear

STEP 4 GRAMMAR

Порядок слов

1. Прочитайте правило:

Особенностью английского языка является жесткий порядок слов: подлежащее + сказуемое + прямое дополнение + косвенное дополнение и все прочие члены предложения.

В предложении «I love you» перестановка слов невозможна. (I — подлежащее, love — сказуемое, you — прямое дополнение.)

Для большинства глаголов вопросительная форма образуется при помощи вспомогательного глагола, который ставится перед подлежащим.

Do I love her? — Люблю ли я ее? Вспомогательный глагол «do» не переводится на русский, он только указывает на время — простое настоящее и на то, что это вопросительная форма.

Did I love her? — Любил ли я ее? Вспомогательный глагол «did» не переводится на русский, он только указывает на время — простое прошедшее и на то, что это вопросительная форма.

2. Найдите и исправьте ошибки.

- 1) Love you I.
- 2) Speak English I can.
- 3) Live in London I.
- 4) Together we work.
- 5) In my suitcase a bottle of vodka there is.
- 6) Often to America go they.
- 7) My number telephone is 323-44-55.
- 8) A table there is in the middle of the room.
- 9) Work we should hard .
- 10) Nothing we have to declare.
- 11) I usually for breakfast have a cup of coffee.
- 12) We in the office have every day a break.

STEP 5

Объектный падеж местоимений

1. Прочитайте местоимения и рифмовку.

I, you, he, she, it, we, you, they

Me (мне, про меня, обо мне, мне, мной), **you** (тебе, про тебя, о тебе), **him** (ему, про него, о нем), **her** (ей, про нее, о ней), **it** (ему/ей, про это, об этом ...), **us** (нам, про нас, для нас ...), **you** (вам, про вас, вам ...), **them** (им, про них, им ...)

Happy birthday to **me**. Happy birthday to **you**.

Happy birthday to **him**. Happy birthday to **her**.
 Happy birthday to **us**. Happy birthday to **them**.
 Happy birthday, happy birthday, happy birthday again!

2. *Расставьте местоимения в рифмовке.*
 Happy birthday to _____. Happy birthday to _____.
 Happy birthday to _____. Happy birthday to _____.
 Happy birthday to _____. Happy birthday to _____.
 Happy birthday, happy birthday, happy birthday again!

3. *Прочитайте рифмовку.*
 Children, stop talking!
 Please, listen to me!
 This is his book and I'll give it to him.
 That is her pen and I'll give it to her.
 These are my pencils and I need some more.
 Those are your books and I'll give them to you.
 We will need some notebooks and some pencils too.
 These are their books and I'll give these books to them.
 And now let's say it all over again.

4. *Расставьте местоимения в рифмовке.*
 Children, stop talking!
 Please listen to _____!
 This is his book and I'll give it to _____.
 That is her pen and I'll give it to _____.
 These are my pencils and _____ need some more.
 Those are your books and I'll give them to _____.
 We will need some notebooks and some pencils too.
 These are their books and I'll give these books to _____.
 And now let's say it all over again.

5. *Вставьте подходящее местоимение.*
- 1) It's John's book. Give it to _____.
 - 2) This is my computer! Give it to _____.
 - 3) It's my parents' dog. _____ name is Sammy.
 - 4) It's my cat. _____ favorite food is fish.
 - 5) We are hungry! Bring _____ some food!
 - 6) They need help. Let's help _____.
 - 7) We are tired. Give _____ a rest.
 - 8) Welcome to our company! Please, come in and I'll show _____ around.

STEP 6

Вопросительные слова

What (что), who (кто), whose (чей), where (где), why (почему), when (когда), how (как)

1. *Вставьте подходящее по смыслу вопросительное слово.*
- | | |
|-------------------------------|---------------------------|
| John. <i>Who?</i> _____ | A cup of tea. _____ |
| Mary. _____ | A car. _____ |
| A dog. _____ | Mr. Smith. _____ |
| Mine. _____ | Mary's. _____ |
| In the kitchen. _____ | Because I'm hungry. _____ |
| At 5 p. m. _____ | In 2009. _____ |
| On Monday. _____ | Because it's easy. _____ |
| A tree. _____ | On Sunday. _____ |
| Because we are friends. _____ | In the office. _____ |
| In 1999. _____ | At school. _____ |
| I'm fine. _____ | She's 25. _____ |

STEP 7

1. Вставьте «there is» или «there are».

- | | |
|--|--|
| 1) <u>There is</u> a camera in her suitcase. | 6) _____ any cigarettes in her bag? |
| 2) _____ 3 dresses in her suitcase. | 7) _____ no cigarettes in her baggage. |
| 3) _____ 4 shirts in her suitcase. | 8) _____ any wine in her baggage? |
| 4) _____ 5 skirts in her suitcase? | 9) _____ any dollars in her purse? |
| 5) _____ any perfume in her purse? | |

STEP 8

1. Проверьте себя! Подберите правильный перевод к каждому выражению.

How many pieces of baggage have you got?	Это незаконно.
Did you pack your baggage yourself?	Сколько у вас наличных?
Have you got anything to declare?	Вы сами паковали багаж?
How much money in cash have you got?	У вас есть острые предметы или электроприборы?
Will you open your suitcase, please?	У вас есть что-то, что нужно декларировать?
It's illegal!	Вам придется заплатить таможенный сбор за багаж.
Have you got any cash?	Сколько у вас предметов багажа?
You'll have to pay duty on your luggage.	Вам придется заплатить дополнительно _____ фунтов за ваш багаж.
You'll have to pay a supplement of... pounds on your baggage.	Откройте свой чемодан, пожалуйста.
Do you have any sharp or electronic items?	У вас есть наличные?

2. Найдите и исправьте ошибки в выражениях.

- | | |
|--------------------------------------|------------------------------------|
| How many pieces baggage you got? | You open your suitcase, please? |
| Do you pack your baggage yourself? | It illegal! |
| Have you anything to declare? | Have you any cash? |
| How many money in cash have you got? | You have to pay duty your luggage. |

DAY 2

Прослушайте все диалоги первого дня, прочитайте их вслух, сделайте задания на перевод с русского на английский, просмотрите грамматические правила и упражнения. Теперь приступайте ко второму уроку.

STEP 1 GRAMMAR

Modal verbs

1. Прочитайте правило.

REMEMBER!

- Большинство модальных глаголов, таких как «can», «should», «must», образуют вопросительную и отрицательную форму самостоятельно.
- Они не употребляются с частицей «to» и к ним не добавляется -s в 3-м лице единственного числа!
- Они имеют сокращенную форму: **can't, shouldn't, mustn't**.
I can swim. Can I swim? I can not (can't) swim.
You should study. Should you study? You should not (shouldn't) study.
We must work hard. Must we work hard? We must not (mustn't) work hard.
- Can имеет форму прошедшего времени **could**, которая переводится как «не могли бы вы ...».
Could you open the window, please? Could you help me, please?

2. Найдите и подчеркните в диалоге (Day 1, Step 1) все примеры с модальным глаголом «can».
3. Поставьте предложения в вопросительную и отрицательную форму.
I can speak English. — Can I speak English? No, I can't speak English.
 - 1) He can drive a car.
 - 2) She can play the guitar.
 - 3) We should study English.
 - 4) You should listen to your CD.
 - 5) You must learn this rule.
 - 6) She must come to work early.
 - 7) We should learn new words.
 - 8) We can learn English.

STEP 2

What can you do?

1. Что вы умеете делать? Отметьте в таблице свои ответы.

Can you...?	Yes, I can.	No, I can't.
ride a horse		✓
ride a motorbike		
roller-skate (rollerblade)		
skateboard		
snowboard		
play football		
do yoga		
do judo		
play basketball		
play the piano		
play the guitar		
play chess (шахматы)		

Audio file 3

2. Ответьте на вопросы диктора (Audio file 3).



STEP 3

What should you do?

Audio file 4

1. Прослушайте стихотворение (Audio file 4).
2. Прочитайте стихотворение:

Should I do the dishes?
Yes, you should!
Should I do the housework?
Yes, you should!
Should I go shopping?
Yes, you should!
Should I cook dinner?
Yes, you should!
Could you help me to do it?
I wish I could! (Хотел бы я иметь эту возможность!)
3. Ответьте на вопросы. What should you do at the nearest weekend?
 - 1) Should you get up early?
 - 2) Should you do the housework?



- 3) Should you do the shopping?
- 4) Should you cook dinner?
- 5) Should you wash the dishes?

STEP 4

**to be
should, can, must**

1. *Задайте вопрос.*

I'm a teacher. Am I a teacher?

- 1) He is an engineer.
- 2) They are students.
- 3) London is the capital of the UK.
- 4) I'm tired.
- 5) They are hungry.
- 6) She is ill.
- 7) There is a book on the table.
- 8) These roses are beautiful.
- 9) They are late.

2. *Задайте вопрос.*

I can play tennis. Can I play tennis?

- 1) She can play the piano.
- 2) They can play football.
- 3) I must go now.
- 4) You should study better.
- 5) They should arrive tomorrow.
- 6) We must be strong.
- 7) He can dive.

STEP 5

Let's count!

Audio file 5

1. *Прослушайте стихотворение (Audio file 5).*
2. *Прочитайте и переведите.*
 One and one is two.
 Two and two is four!
 I can count! I can count!
 And I can do much more!
 One from two is one!
 Two from six makes four!
 I can add and take away!
 Yes, I can count!
 I can count today!
3. *Сколько это будет? Посчитайте, запишите и произнесите.*

- | | |
|-----------|------------|
| 3 + 4 = | 11 - 4 = |
| 6 + 5 = | 16 - 5 = |
| 7 + 9 = | 17 - 9 = |
| 10 + 10 = | 40 - 10 = |
| 10 + 5 = | 60 - 5 = |
| 20 + 35 = | 25 - 25 = |
| 40 + 51 = | 100 - 51 = |

STEP 6

The article

1. *Впишите правильный артикль.*

- 1) I have ___ dress and ___ jacket. ___ jacket is brown and ___ dress is green.
- 2) I have ___ bag and ___ belt. ___ bag is black and ___ belt is brown.
- 3) I have ___ shirt and ___ skirt. ___ skirt is blue and ___ shirt is white.

- 4) I have ___ top and ___ blouse. ___ blouse is red and ___ top is pink.
- 5) I have ___ suit and ___ sweater. ___ suit is gray and ___ sweater is orange.
- 6) I have ___ raincoat and ___ fur coat. ___ raincoat is green and ___ fur coat is brown.
- 7) I have ___ boots and ___ shoes. ___ boots are brown and ___ shoes are white.
- 8) I have ___ gloves and ___ mittens. ___ gloves are purple and ___ mittens are violet.
- 9) I have ___ sandals and ___ slippers. ___ sandals are blue and ___ slippers are yellow.

CONVERSATION

STEP 7

Modern gadgets

1. *Вас можно отнести к фанатам новых технологий? Ответьте на вопросы — и узнаете!*

What modern gadgets do you have?

Do you have:

- a digital camera
- a camcorder
- a GPS navigator
- a LCD TV (жидкокристаллический)
- an MP3 player
- an iPod phone
- an iPad
- a stereo system
- a laptop computer
- a DVD player

Answers:

- 9–10 — you are a real geek! You love new gadgets.
- 5–8 — you are reasonably interested in new technologies.
- less than 5 — you are rather conservative.

STEP 8

Audio file 6

1. *Вставьте в вопросы нужные вспомогательные глаголы. Прослушайте диалог и проверьте себя. (Audio file 6a)*

It's illegal!

- Hello, what your name?
- Chuck.
- What your last name? (surname)
- Chaves.
- Where you from?
- I'm from Peru. I live in Macondo.
- What the purpose of your visit to the UK?
- It's a business trip.
- How long you going to stay in the UK?
- For two weeks.
- Where you going to stay?
- I'm going to stay with friends.
- How many pieces of baggage you got?
- Four. Two suitcases, a backpack and a briefcase.
- You pack your baggage yourself?
- Of course.
- You got anything to declare? Arms, drugs?
- No, I haven't.
- Spirits, tobacco?
- I have one bottle of wine and two packets of cigarettes.



- That's OK. How much money in cash you got?
 - 200 pounds.
 - That's fine. Have you got any sharp or electronic items?
 - No, I haven't.
 - OK. You open your suitcase, please?
 - Here you are.
 - What it? 100 Cuban cigars?
 - They gifts for my friends.
 - It's illegal! You can't bring 100 cigars into the country.
 - Oh, dear!
2. Прочитайте диалог вслух.
3. Переведите на английский:
- Здравствуйте. Как вас зовут?
 - Чак.
 - Как ваша фамилия?
 - Чавес.
 - Откуда вы?
 - Я из Перу. Я живу в Макондо.
 - Какова цель вашего визита в Великобританию?
 - Это деловая поездка.
 - Как долго вы собираетесь здесь оставаться?
 - Две недели.
 - Где вы собираетесь проживать?
 - С друзьями.
 - Сколько у вас предметов багажа?
 - Два чемодана, рюкзак и портфель.
 - Вы сами паковали свой багаж?
 - Конечно.
 - У вас есть предметы, подлежащие декларации? Оружие, наркотики?
 - Нет, нет.
 - Спиртное, табак?
 - У меня есть бутылка вина и две пачки сигарет.
 - Это ничего. Сколько денег наличными у вас есть?
 - 200 фунтов.
 - Это нормально. Пожалуйста, откройте ваши чемоданы.
 - Вот.
 - Что это? 100 кубинских сигар?
 - Это подарки моим друзьям!
 - Это нелегально. Вы не можете ввести в страну 100 сигар.
 - О боже!

STEP 9 GRAMMAR

¶ 1. Выберите из двух вариантов правильный.

- | | |
|--|--|
| a) <i>I live in Moscow.</i> — right; | b) <i>I live in the Moscow.</i> — wrong |
| 1) a) What's he name? | b) What's his name? |
| 2) a) How old is they? | b) How old are they? |
| 3) a) I'm a manager. | b) I a manager. |
| 4) a) He has two children. | b) He has two childrens. |
| 5) a) He's a doctor. | b) His a doctor. |
| 6) a) Her name is Jenny. | b) Hers name is Jenny. |
| 7) a) They have a car. | b) They has a car. |
| 8) a) What is your favorite writer? Tolstoy. | b) Who is your favorite writer? Tolstoy. |

- | | |
|--|---|
| 9) a) Who is it? It's a car. | b) What is it? It's a car. |
| 10) a) I can to drive. | b) I can drive. |
| 11) a) From where are you? | b) Where are you from? |
| 12) a) Like you traveling? | b) Do you like traveling? |
| 13) a) I don't like coffee. | b) I not like coffee. |
| 14) a) She is of America. | b) She is from America. |
| 15) a) What is shes name? | b) What is her name? |
| 16) a) What do you do? | b) What you do? |
| 17) a) What your job is? | b) What is your job? |
| 18) a) My foot are tired. | b) My feet are tired. |
| 19) a) There are many peoples in the garden. | b) There are many people in the garden. |

† SELF TEST 5

1. Ответьте «да» или «нет».
 - 1) В английском жесткий порядок слов.
 - 2) Вопрос образуется при помощи вспомогательного глагола.
 - 3) Вспомогательный глагол в вопросе ставится после смыслового глагола.
 - 4) Отрицание образуется добавлением частицы «not» к смысловому глаголу.
 - 5) Глаголы to be, can и should не требуют вспомогательного глагола для образования вопросительной и отрицательной формы.
2. Подберите подходящее по смыслу вопросительное слово:
Who, what, when, where, how, why, whose

Mr. Smith _____	My friend's _____
A computer _____	A book _____
A car _____	Because it's cold _____
Natasha's _____	I'm fine _____
In France _____	Because I'm busy _____
At 6 p. m. _____	In 2012 _____
On Friday _____	Because I'm hot _____

3. Исправьте ошибки.
 - 1) Has you got anything to declare?
 - 2) Got you any arms, any drugs?
 - 3) Do you open your suitcase, please?
 - 4) Do you packed your suitcases yourself?
 - 5) Do someone packed them for you?
 - 6) Have you any cash?
4. Вставьте правильное местоимение.
 - a) 1) John — _____
 - 2) Sara — _____
 - 3) Kate and Kim — _____
 - 4) a dog — _____
 - 5) a pen — _____
 - 6) flowers — _____
 - 7) computers — _____
 - 8) my boss and I — _____
 - 9) my colleagues — _____
 - 10) my money — _____.

- b) 1) It's my book. Give it to _____.
- 2) Stop it, Mary! I love _____! I need _____!
- 3) It's my house. _____ windows are large.
- 4) It's my dog. _____ name is Topsy.
- 5) It's Mary's letter. Give it to _____.
- 6) They need money. Give _____ some cash.
- 7) We are hungry. Give _____ something to eat.
- 8) John is ill. Tell _____ to stay in bed for 3 days.
5. *Поставьте слова в правильном порядке, чтобы получились вопросы.*
- 1) where from are you?
- 2) do you what do?
- 3) city is your what favorite?
- 4) do watching films you like?
- 5) your what favorite film is?
- 6) is who favorite film star your?
- 7) you do like sports?
- 8) is sports star who your favorite?
- 9) do what music like you?
- 10) your favorite is who pop star?
- 11) video games do like you playing?
6. *Найдите и исправьте ошибки в написании слов. Переведите слова.*
- a dress, a cout, a jaket, a shirt, a skert, a top, a blause, a hat, a suite, a sweeter, a skarf, a tie, a belt, trousers, soks, tihts, boots, shos, slippers**
7. *Проверьте себя (правильные ответы — в конце учебника) и поставьте себе оценку.*

Lesson 6



Ну, вот мы и в Лондоне! В этой главе мы научимся правильно выбирать гостиницу, заказывать номер и регистрироваться.

DAY 1

ПОЛЕЗНЫЕ СЛОВА И ВЫРАЖЕНИЯ

Audio file 1

1. *Прослушайте и повторите за диктором (Audio file 1).*

Hello, can I help you? — Здравствуйте, я могу чем-нибудь помочь?

I need a room for a week. — Мне нужен номер на неделю.

A single, a double or a suite? — Одноместный, двухместный или люкс?

How much is a single room? — Сколько стоит одноместный?

200 pounds a night. — 200 фунтов в день (за ночь).

Is there a bathroom? — Там есть ванная комната?

OK, I'll take it. — Хорошо, я возьму.

Fill in (out) these papers. — Заполните эти бумаги.

Here's your key. — Вот ваш ключ.

The restaurant is downstairs on level B. — Ресторан внизу на уровне B.

Is breakfast included? — Завтрак включен?

Is there a minibar in the room? — Есть ли мини-бар в номере?

Here's your hotel card. — Вот ваша карта гостя.

Is there a pool at the hotel? — Есть ли бассейн в гостинице?

Is there a bank? — Есть ли здесь банк?

In the lobby, on the left. — В фойе слева.

Is there an ATM machine / cash machine? — Есть ли здесь банкомат?

It's on the right. — Он справа.

How are you going to pay? — Как вы будете платить?

I'll pay by card. — Я расплачусь картой.

I'll pay cash. — Я расплачусь наличными.

Could we have adjoining rooms? — Можно нам соседние комнаты?

Full board — полный пансион

Half board — полупансион

Do I have to pay a deposit? — Нужно ли платить задаток?

We'll be staying till Monday. — Мы остановимся здесь до понедельника.
 I'd like to stay an extra night. — Я бы хотел остаться еще на ночь.
 What time do we need to vacate the rooms? — Во сколько мы должны освободить комнаты?
 Could we leave the baggage here until — Мы не могли бы оставить багаж до ...
 Can you order me a taxi? — Не могли бы вы заказать мне такси?
 Can I have the bill? — Можно счет?
 I'm afraid there's a mistake in the bill. — Боюсь, в счете ошибка.
 Can I have a receipt? — Можно квитанцию?

STEP 1

Checking in at the hotel Audio file 2

1. Прослушайте диалог (Audio file 2a)

Checking in at the hotel	Регистрация в отеле
Receptionist: Hello, can I help you?	Портъе: Здравствуйте, я могу вам чем-то помочь?
Natasha: Yes, please. I need a room for a week.	Наташа: Да, пожалуйста. Мне нужна комната на неделю.
Receptionist: A single, a double or a suite?	Портъе: Одноместный, двухместный номер или люкс?
Natasha: How much is a suite?	Наташа: Сколько стоит люкс?
Receptionist: 200 pounds a night.	Портъе: 200 фунтов за ночь.
Natasha: How much is a single room?	Наташа: А одноместный?
Receptionist: Just 79.	Портъе: Только 79.
Natasha: Is there a bathroom?	Наташа: Там есть ванная?
Receptionist: Yes, there surely is.	Портъе: Конечно, есть.
Natasha: OK, I'll take it. Where is my passport? Oh, here it is!	Наташа: Хорошо, я его возьму. Где же мой паспорт? Вот, пожалуйста!
Receptionist: The restaurant is downstairs on level B.	Портъе: Ресторан внизу на уровне В.
Natasha: Is breakfast included?	Наташа: Завтрак включен?
Receptionist: It certainly is. Here's your hotel card.	Портъе: Конечно! Вот ваша гостиничная карта.
Natasha: Thanks, one more thing, please. Is there a swimming pool at the hotel?	Наташа: Спасибо. Да, вот ещё, пожалуйста. А есть бассейн в гостинице?
Receptionist: There is a pool and a sauna as well.	Портъе: Да, есть бассейн, а также сауна.
Natasha: Is there a gift shop?	Наташа: Есть сувенирный магазин?
Receptionist: In the lobby, on the left.	Портъе: В фойе слева.
Natasha: Is there an ATM machine?	Наташа: Есть банкомат?
Receptionist: Yes, there is. It's in the bank.	Портъе: Да, он в банке.

2. Повторите диалог за диктором (Audio file 2b)

3. Прочитайте вслух, переводя слова в скобках на английский.

Receptionist: Hello, (я могу вам чем-то помочь)?

Natasha: Yes, please. (Мне нужна комната на неделю).

Receptionist: (одноместный, двухместный или люкс?)

Natasha: (Сколько стоит люкс?)

Receptionist: 200 pounds (в день).

Natasha: How much is (одноместный)?

Receptionist: Just 79.

Natasha: Is there (ванная)?

Receptionist: Yes, there surely is.

Natasha: OK, I'll take it. Here's my passport, please.

Receptionist: (Заполните эти бумаги). (Вот ключ). The restaurant is downstairs on level B.

Natasha: (Завтрак включен)?

Receptionist: It certainly is. Here's your (гостиничная карта).

Natasha: Thanks, one more thing, please. Is there a (бассейн) at the hotel?

Receptionist: There is a (бассейн) and a (сауна) as well.

Natasha: Is there a (сувенирный магазин)?

Receptionist: In the (фойе), on the left.

Natasha: Is there an (банкомат)?

Receptionist: Yes, there is. It's in the (банке).

4. Ответьте «да» или «нет».

1) Natasha needs a room for three days.

7) There is no pool at the hotel.

2) Natasha needs a suite.

8) There is a sauna at the hotel.

3) The single room is 120 pounds a night.

9) There is a bank at the hotel.

4) Breakfast isn't included.

10) There is an ATM machine/ a cash point machine in the bank.

5) There's no bathroom in the room.

11) There isn't a gift shop at the hotel.

6) The restaurant is on level A.

5. Вернитесь к диалогу (задание 1), закройте английский текст и переведите вслух диалог с русского на английский.

GRAMMAR

STEP 2

The verb

1. Прочитайте правило:

1. Неопределенная форма глагола имеет частицу «to»:

I work. — Я работаю. Неопределенная форма: *to work* — работать.

We study. — Мы учимся. Неопределенная форма: *to study* — учиться.

2. Глагол в английском языке почти не изменяется по лицам и числам. Для образования простого настоящего времени используется неопределенная форма глагола без частицы «to»:

I work. — Я работаю. *We study.* — Мы учимся. *They play.* — Они играют.

Remember!

Исключение — 3-лицо ед. числа простого настоящего времени (*he* — он, *she* — она, *it* — оно).

В этом случае к неопределенной форме глагола без частицы «to» добавляется *-s/ -es*:

He works. She studies. It plays.

3. Форма простого прошедшего времени для большинства глаголов образуется при помощи окончания *-d/-ed*:

I worked. We studied. They played.

Remember!

Исключение — неправильные глаголы. Их список всегда можно найти в конце любого учебника или словаря.

4. Форма будущего времени образуется при помощи вспомогательного глагола «will»:

I will work. We will study. They will play.

5. Глаголы «do», «did» и «will» называются вспомогательными и используются для образования вопросительной и отрицательной формы. Для образования вопроса они просто ставятся перед подлежащим:

1) простое настоящее время: *Do I work? Do we study? Do they play?*

2) простое прошедшее время: *Did I work? Did we study? Did they play?*

3) простое будущее время: *Will I work? Will we study? Will they play?*

6. Отрицательная форма образуется путем прибавления частицы «not» к вспомогательному глаголу.

1) простое настоящее время: *I do not work. We do not study. They do not play.*

2) простое прошедшее время: *I did not work. We did not study. They did not play.*

3) простое будущее время: *I will not work. We will not study. They will not play.*

Remember!

Вспомогательные глаголы имеют краткую отрицательную форму:

do not = don't, did not = didn't, will not = won't

2. Найдите и подчеркните в диалоге все глаголы. Обведите кружочком вспомогательные и модальные глаголы.

STEP 3 VOCABULARY

1. Заполните пропуски подходящими словами и выражениями из списка и прочитайте диалог.

I need a room; a night; bank; passport; restaurant; lobby; swimming pool; Is there a bathroom?; key; breakfast; How much is a suite?; papers; credit card; ATM machine; a single, a double or a suite?; hotel card; sauna

Receptionist: Hello, can I help you?

Chuck: Hello. _____ for three nights.

Receptionist: What room do you need? _____?

Chuck: _____?

Receptionist: 150 pounds _____.

Chuck: How much is a single room?

Receptionist: Just 99.

Chuck: _____

Receptionist: Yes, there is.

Chuck: OK, I'll take it.

Receptionist: Will you pay cash or by _____?

Chuck: I'll pay by card. Here's it is.

Receptionist: Can I have your passport, please?

Chuck: Here you are.

Receptionist: Fill in these _____. Here's your _____.

The _____ is downstairs on level A.

Chuck: Is _____ included?

Receptionist: Yes, sure. Here's your _____.

Chuck: Thank you. Is there a _____ at the hotel?

Receptionist: Yes, there is.

Chuck: Is there a gift shop?

Receptionist: No, there isn't.

Chuck: Is there an _____?

Receptionist: Yes, it's in the lobby.

Chuck: Thank you.

Receptionist: You're welcome.

2. Переведите на английский.

— Чем могу помочь?

— Здравствуйте. Мне нужна комната на три ночи.

— Какой номер вам нужен? Одноместный, двухместный, люкс?

— А сколько стоит люкс?

— 150 фунтов в день.

— А одноместный?

— Всего 99.

— Там есть ванная?

— Да, конечно.

— Хорошо, я его возьму.

— Вы будете платить наличными или кредиткой?

— Кредиткой, вот она.

— Можно ваш паспорт?

— Вот.

— Заполните эти бумаги. Вот ваш ключ. Ресторан внизу на уровне А.

— Завтрак включен?

— Конечно, вот ваша гостиничная карта.

— Спасибо. А бассейн в гостинице есть?

— Да, есть.

— Есть ли сувенирный магазин?

— Нет.

— Есть ли банкомат?

- Да, он в фойе.
- Спасибо.
- Пожалуйста.

Audio file 3

3. *Попрактикуйтесь в диалоге с диктором. Ответьте на вопросы. (Audio file 3)*



STEP 4

1. *Заполните пропуски подходящими словами и выражениями из списка.*

check, check in, checkout, (make) a reservation, book

- 1) Where can I _____ my flight number? At the Information.
- 2) I'd like to make _____ for a single room.
- 3) Where can I _____ for the flight? At the check-in counter.
- 4) Can I _____ a table for two at 7 pm.
- 5) The _____ hour is 12 noon and the _____ is 2 pm.
- 6) I'd like to _____ two tickets for the show on March 22d.
- 7) I'd like to make _____ for a suite for 3 days from April 15th.

GRAMMAR

STEP 5

Prepositions (предлоги)

1. *Прочитайте правило.*

Предлоги делятся на несколько групп, например: предлоги времени (in, on, at), предлоги места (in, on, at, inside, behind, around, etc) , и они обычно ставятся перед существительным:

On Monday. At school.

В некоторых случаях существуют устойчивые, не совпадающие с правилами русского языка, сочетания предлога с существительным или группой слов, которые необходимо запомнить:

- 1) **on holiday, on television, on the radio, on the phone, on fire, on time, on foot;**
- 2) **in bed, in hospital, in prison, in a street, in the sky, in the world, in a newspaper, in a picture, in a car/taxi, in the middle of, in the center;**
- 3) **at the doctor's, at the station, at home, at school, at university, at college, at my sister's, at a concert, at a football match, at the beginning, at the end;**
- 4) **by car, by bus, by bicycle, written by Gogol, painted by Monet;**
- 5) **go/come/walk home — без предлога!**

2. *Заполните пропуски подходящими предлогами.*

I always come - ___ home late.

- 1) We usually meet ___ the station.
- 2) You should stay ___ bed for 4 days.
- 3) There are many stars _____ the sky.
- 4) We are going to support our team _____ the football match.
- 5) There are many poor countries _____ the world.
- 6) We talked about it _____ the phone.
- 7) Please, come _____ time!
- 8) There was a big crowd _____ the street.
- 9) He usually comes to work _____ foot but sometimes he comes _____ bus.
- 10) She isn't _____ university. She's _____ holiday.

What in there in your bag? there is / there are

1. *Посмотрите по таблице, что есть в сумке Наташи, и расскажите о своей сумке.*

STEP 6

There is a pen in her bag, there is no pencil in her bag. (There isn't a pencil in her bag.)

Natasha's bag	Your bag
2 pens	a pen
no pencil	a pencil
a book	a book
a notebook computer	a notebook
no calculator	a calculator
a cell phone	a cell phone
a dictionary	a dictionary
2 snack bars	a snack bar
2 chocolate bars	a chocolate bar
a packet of chips	a packet of chips
an MP3 player	an MP3 player
an iPad	an iPad
an iPod	an iPod
3 fashion magazines	a fashion magazine
a driving license	a driving license
a passport	a passport
a wallet (кошелек)	a wallet
100 dollars in cash	money
keys from the flat	keys from the flat
car keys	car keys

STEP 7

How much is it? Count and say!

1. Сколько это будет? Посчитайте, запишите и скажите.

$13 + 4 =$

$11 - 2 =$

$16 + 5 =$

$16 - 7 =$

$17 + 9 =$

$17 - 9 =$

$15 + 10 =$

$40 - 39 =$

$10 + 7 =$

$60 - 55 =$

$26 + 35 =$

$35 - 25 =$

$49 + 51 =$

$100 - 85 =$

STEP 8 READING

1. Прочитайте и переведите текст.

Welcome to the Royal Hotel

The Royal Hotel is situated in the central part of London not far from the City. It's a good district with lots of shops and restaurants.

The hotel offers a good choice of rooms. It has got 100 singles, 70 doubles and 50 suites. The prices are from 150 pounds a night to 300 pounds a night. All the rooms are comfortable and ideal for the business traveler. Each room has got a private bathroom, satellite TV and a safe. Wi-Fi connection is free.

There are two restaurants and a lobby bar at the hotel. In the morning we serve a buffet breakfast. In the afternoon you are invited to enjoy the famous 5 o'clock tea party. After a meal you can relax in our spa center or in the fitness center. The hotel has got a sauna with a swimming pool.

There are five meeting rooms at our hotel with multimedia equipment, ideal for meetings, presentations and press-conferences. Technical and secretarial services are also available.

The Royal Hotel will meet all your requirements (*будет соответствовать всем требованиям*) and will beat all your expectations (*превзойдет ожидания*).

Welcome to our hotel!

Note: check-in is 2 p. m. checkout is 12 noon.

2. *Ответьте на вопросы.*

- 1) Is the Royal Hotel far from the center?
- 2) Is it close to the business district?
- 3) What rooms can you get there?
- 4) How much is a room at the Royal Hotel?
- 5) Can you keep your money in a safe place?
- 6) Can you send emails from your room? Is it expensive?
- 7) Is there a restaurant at the hotel?
- 8) What kind of breakfast do they serve?
- 9) Can you try the famous 5 o'clock tea?
- 10) Is there a sauna?
- 11) Can you go for a swim there?
- 12) Can you give a press-conference there?
- 13) Can you make a presentation there?
- 14) How many meeting rooms are there?
- 15) Can you watch TV channels in different languages?
- 16) When can you check in?
- 17) When is the checkout?

CONVERSATION **STEP 9**



Making a reservation for a room

Audio file 4

1. *Составьте диалог с фразами из таблицы.*

<p>– Hello, Grand Hotel. How can I help you?</p> <p>– A single or a double?</p> <p>– Smoking or non-smoking?</p> <p>– 55 pounds.</p> <p>– Yes, it surely is.</p> <p>– So, a single room for three nights. That's 165 pounds.</p> <p>– Certainly. Can I have your credit card details?</p> <p>– Yes, there is. it's free for our guests.</p> <p>– Yes, there are two restaurants at the hotel.</p> <p>– No problem, pets are welcome at our hotel. What time do you expect to arrive? What time do you expect to arrive?</p> <p>– Well, the check-in is at 12 but if your room is ready, you can check in earlier.</p> <p>– Bye, we are looking forward to seeing you at our hotel.</p>	<p>– A non-smoking, please. How much is it per night?</p> <p>– Is breakfast included?</p> <p>– Then, that's OK.</p> <p>– That's good. Is there a restaurant?</p> <p>– Can I pay by card?</p> <p>– Can I bring my dog with me?</p> <p>– A single, please.</p> <p>– Goodbye.</p> <p>– At about 10 am.</p> <p>– That's very good. thank you very much.</p> <p>– Yes, it's a Visa card, the number is, the expiry date is – (дата окончания действия) One more question, is there a car park at the hotel?</p> <p>– Hi, I'd like a room for 3 nights, from Monday 1st to Wednesday 3d.</p>
--	---

2. *Прослушайте диалог (Audio file 4). Проверьте себя.*

3. *Прочитайте получившийся диалог вслух.*

WRITING **STEP 10**

✂ 1. *Прочитайте письмо. Заполните пропуски подходящими словами из списка.*

bath, price, make a reservation, nights, could, breakfast, booking, truly, single room

<p>To: Hotel Stardust 22 Oak Street, London, UK www.stardust.com</p>	<p>Megasoft Ltd 113 Sadovaya Street, Moscow, Russia www.megasoft.com magasioft-russia@yandex.ru July, 10, 20__</p>
--	--

To whom it may concern:

I would like to _____ for a _____ with a _____ for Mr. I. Volkov, our production manager, for 3 _____ from Monday August 15.

_____ you please let us know the _____ per night, including _____?

Can you confirm the _____ by email?

Yours _____,

Maria Ivanova

Office manager

STEP 11

1. *Проверьте себя! Подберите правильный перевод к каждому выражению.*

Hello, can I help you?	Здравствуйте, чем могу помочь?
I need a room for a week.	Одноместный, двухместный или люкс?
A single, a double or a suite?	Мне нужен номер на неделю.
How much is a single room?	Заполните эти бумаги.
200 pounds a night.	Есть ли бассейн в гостинице?
Is there a bathroom?	Завтрак включен?
OK, I'll take it.	200 фунтов в день (за ночь).
Fill in (out) these papers.	Сколько стоит одноместный?
Here's your key.	В фойе слева.
The restaurant is downstairs on level B.	Есть ли мини-бар в номере?
Is breakfast included?	Есть ли здесь банкомат?
Is there a minibar in the room?	Можно квитанцию?
Here's your hotel card.	Есть ли здесь банк?
Is there a pool at the hotel?	Нужно ли платить задаток?
Is there a bank?	Я бы хотел остаться еще на ночь.
In the lobby, on the left.	Как вы будете платить?
Is there an ATM machine / cash machine?	Я расплачусь картой.
It's on the right.	полупансион
How are you going to pay?	Хорошо, я возьму.
I'll pay by card.	Он справа.
I'll pay cash.	Когда мы должны освободить комнаты?
Could we have adjoining rooms?	Мы не могли бы оставить багаж до ...
Full board	Боюсь, в счете ошибка.
Half board	полный пансион
Do I have to pay a deposit?	Можно нам соседние комнаты?
We'll be staying till Monday.	Мы остановимся здесь до понедельника.
I'd like to stay an extra night.	Я заплачу наличными.
What time do we need to vacate the rooms?	Вот ваш ключ.
Could we leave the baggage here until	Вот ваша карта гостя.
Can you order me a taxi?	Не могли бы вы заказать мне такси?
Can I have the bill?	Можно счет?
I'm afraid there's a mistake in the bill.	Там есть ванная комната?
Can I have the receipt?	Ресторан внизу на уровне В.

2. *Исправьте ошибки в выражениях.*

Hello, I can help you?

I need room for week.

Single, double or suite?

In lobby, on left.

Is there cash machine?

It's on right.

How much is single room?
 200 pounds for night.
 Is there bathroom?
 Here your key.
 Restaurant is downstairs on level B.
 Breakfast included?
 Is there minibar in room?
 Here your hotel card.
 Is there pool at hotel?
 Is there bank?

I'll pay card.
 Do I have to pay deposit?
 I'd like to stay extra night.
 What time do we need to vacate rooms?
 Could we leave baggage here until
 Can you order me taxi?
 Can I have bill?
 I'm afraid there's mistake in bill.
 Can I have receipt?

DAY 2

Прслушайте все диалоги первого дня, прочитайте их вслух, сделайте задания на перевод с русского на английский, просмотрите грамматические правила и упражнения. Теперь приступайте ко второму уроку.

READING STEP 1

1. В выходные Наташу пригласили на годовую конференцию по продажам в пригороде Лондона. Прочитайте рекламное объявление.

WELCOME TO THE MEGASOFT ANNUAL SALES CONFERENCE!		23 June
Accommodation: in singles and doubles		Breakfast from 7 a.m.
Food: full board		MPOd Presentation 9 a.m.
Program		MPOd Presentation 11 a.m.
21 June		Lunch 1 p.m.
Arrival	10 a.m.	Workshops on advertising in rooms 1, 2, 3 3 p.m.
Check in	11 a.m.	Gala Dinner 8 p.m.
Lunch	1 p.m.	24 June
Welcome and introduction speech	2 p.m.	Breakfast from 7 a.m.
Free time		Check out 9 a.m.
Dinner	7 p.m.	Football competition (15 x 3 = 45 min) 10 a.m.
Cocktail party	9 p.m.	Basketball competition (15 x 3 = 45 min) 11.30 a.m.
22 June		Lunch 1 p.m.
Breakfast	from 7 a.m.	Group Training in Teambuilding 3 p.m.
Opening	9 a.m.	(4 groups to discuss 4 topics x 45 minutes = 3 hours)
Annuals Sales Report	11 a.m.	Agenda
Lunch	1 p.m.	5 min — Introduction
New Marketing Technologies (lecture)	2 p.m.	15 min — Preparation
Coffee break	4 p.m.	20 min — Presentations and Discussions
Smart Marketing (lecture)	5 p.m.	5 min — Conclusion and Prizes
Dinner	7 p.m.	Dinner 6 p.m.
		Departure 7.30 p.m.
		<i>Contact information:</i>
		<i>For any questions regarding the sales conference, please contact Heather Leeds +7 941 715 89 20</i>

2. Ответьте на вопросы.

- 1) You are a participant of the conference. What room can you get?
- 2) Shall you pay for your food?
- 3) When is the check-in time?

- 4) How many days will the conference last?
- 5) What are the dates of the conference?
- 6) When is the opening ceremony?
- 7) What lecture can you listen to on June 22?
- 8) When is the Annual Sales Report?
- 9) What new products are they going to present on June 23?
- 10) When is the Gala Dinner?
- 11) What sports are they going to play?
- 12) When is the group training? How long will it last?
- 13) When is the check out time?
- 14) What is the departure time?

STEP 2 CONVERSATION

A phone call

Audio file 5

Наташа звонит из Лондона своему начальнику Полу.

1. Исправьте 15 ошибок в диалоге.

- Speaking.
- Hi, Paul, Natasha here.
- Hi, Natasha, how are you?
- Fine and you?
- I'm fine. How London?
- Great!
- Where you staying?
- At the Hilton.
- It is good?
- Of course! It's a five-star hotel!
- It is in the center?
- Yes, it is! The view from the windows is great!
- Good! Your room comfortable?
- Yes, it has got a table, a bed, a wardrobe, an armchair and a fridge.
- Is a TV set?
- Yes, there is.
- Is a bathroom?
- Yes, there is. It's very stylish.
- Is a restaurant?
- Yes, there are three restaurants at the hotel.
- Oh, is a swimming pool?
- Yes, there's a sports club and a pool.
- Breakfast is included?
- Yes, the food is very good.
- How much is it?
- 79 pounds a night.
- Who paying?
- The head office!
- Then it's all right. What do you like to see in London?
- Big Ben and Buckingham Palace.
- What do you like to buy?
- Some new clothes. They have great sales here. By the way, how things in the office?
- Everything fine. Enjoy your stay in London.
- Thank you, Paul. Bye.
- Bye.

2. *Прослушайте диалог и проверьте себя. (Audio file 5a)*
3. *Повторите диалог за диктором (Audio file 5b)*
4. *Прочитайте вслух, переводя на английский.*
 - У телефона.
 - Привет, Пол, это Наташа.
 - Привет, Наташа, как дела?
 - Хорошо. Как у вас?
 - Хорошо. Как Лондон?
 - Прекрасно!
 - Где остановилась?
 - В Хилтоне.
 - Это хорошая гостиница?
 - Конечно! Пятизвездочная!
 - Она в центре?
 - Да, вид из окон великолепный!
 - Прекрасно! Твоя комната удобная?
 - Да, в ней есть кровать, стол, одежный шкаф, кресло и холодильник.
 - А телевизор у тебя есть?
 - Да.
 - А ванная комната есть?
 - Да, она такая стильная!
 - В гостинице есть ресторан?
 - Да, в ней три ресторана.
 - Да? А есть ли бассейн?
 - Да, есть спортивный клуб и бассейн.
 - Завтрак включен?
 - Да, еда прекрасная.
 - Сколько это стоит?
 - 79 фунтов в день.
 - Кто платит?
 - Головной офис.
 - Тогда нормально. Что ты хочешь посмотреть в Лондоне?
 - Биг-Бен и Букингемский дворец.
 - Что ты хочешь купить?
 - Какую-нибудь одежду. У них тут такие распродажи! Кстати, как там дела в офисе?
 - Все хорошо. Наслаждайся своей поездкой в Лондон.
 - Спасибо, Пол. Пока.
 - Пока.

WRITING **STEP 3**

Пишем электронное письмо

1. *Прочитайте правило*

1. **Не забудьте тему.**
 2. **Начните с приветствия «Hi/Hello» и имени адресата.**
 3. **Продолжите:** «How are you?», «Thanks for your e-mail».
 4. **Расскажите о себе.**
 5. **Спросите адресата о чем-нибудь или передайте свои пожелания.**
 6. **Сообщите адресату, что именно находится в приложении к письму.**
 7. **Закончите:** «See you soon», «See you on Sunday», «Give me a ring», «Drop me a line» и т. д.
 8. **В конце письма напишите:**
 - близким друзьям:** *from имя with love, love + имя.*
 - остальным:** *best wishes + имя, yours truly+ имя, regards+ имя*
- В приветствии и прощальной реплике знаки препинания часто опускаются.**

2. Прочитайте электронное письмо Наташи. Расставьте все части письма в правильном порядке.

From: natasha.sharova@mail.ru
To: petr-smirnov@yandex.ru
Subject: hello from London
Attachment: JPG (0,33 MB)
1. OK, bye! Drop me a line.
2. I'm in London. I'm attending a sales conference at the head office. So I visit it every day. The office is very big and comfortable. There are ten rooms in the office, a reception, a boardroom and a canteen.
3. I hope you'll also be able to come to London some day. It's a wonderful city!
4. I'm staying at the Hilton. It's not far from the office. It's a five-star hotel. It has everything — a sports club, three restaurants and a swimming pool. My room is very nice. There's a big bed, an armchair, a table, some chairs, a fridge and a TV set. Oh, I have a private bathroom, of course!
5. My colleagues are very nice and friendly, so I get a lot of attention and they take me out nearly every evening. We go to museums, theatres, restaurants and pubs.
6. The boardroom is very stylish. There's a big round table in the middle, some chairs, an information board, a screen for videoconferences and a computer. The canteen is very nice. There's a cooker, a microwave, a water-cooler, a coffee machine and a fridge there.
7. Hi Peter,
8. Pay attention to the attachment! It's a photo of the head office.
9. Love, Natasha.
10. How are you? How are things?

3. Теперь напишите свое письмо другу.

STEP 4

Let's count! Audio file 6

1. Прослушайте стихотворение (Audio file 6).
2. Прочитайте и переведите стихотворение:
Four apples divided by two?
Two for me and two for you!
Six sweets divided by two?
Three for me and three for you!
Six cakes divided by three?
Three for you and three for me!
3. How much is it? Count and say! (Сколько это будет? Посчитайте и скажите!)

4 : 2 =	9 : 3 =
6 : 3 =	15 : 3 =
8 : 4 =	20 : 4 =
10 : 2 =	25 : 5 =
	36 : 6 =

STEP 5 GRAMMAR

1. Заполните пропуски подходящей формой глагола «to be»: **am, is, are**
 - 1) I _____ an economist.
 - 2) _____ you a newsreader?

- 3) _____ he a scientist?
- 4) We _____ interested in studying English.
- 5) She _____ smart.
- 6) There _____ many files in my bag.
- 7) _____ there any CDs in your bag?
- 8) I _____ not an accountant.
- 9) How old _____ you?
- 10) Who _____ Mr. Smith?

‡ 2. *Выберите правильный артикль: an/a or the*

- 1) I'm _____ manager.
- 2) Give me _____ pen, please.
- 3) This is _____ computer.
- 4) Where is _____ report? On _____ desk.
- 5) _____ report of the head office is very interesting.
- 6) There is _____ file in my bag. _____ file is very heavy.
- 7) Where is Fred? In _____ meeting room.
- 8) I need _____ new laptop.
- 9) Would you like _____ cup of tea?

‡ 3. *Найдите и исправьте ошибки:*

- 1) Whose book is it? It's Pete's book. It's him book.
- 2) Whose pen is it? It's Mary's. It's his pen.
- 3) These are our shirts. Give them to we.
- 4) I love my parents. I miss they a lot.
- 5) John is 30. It is a doctor. Its wife is a nurse.
- 6) Whose file is this? It's me. Give it to me.
- 7) This is Kate's CD. Give it to she.
- 8) We want to know about your company. Tell us about she.
- 9) I am a teacher and me husband is an engineer.
- 10) The children are hungry. Give they something to eat.

‡ 4. *Добавьте «have» или «has».*

- 1) I _____ a sister.
- 2) We _____ a dog.
- 3) She _____ a brother.
- 4) He _____ a car.
- 5) She _____ no car.
- 6) He _____ no money.
- 7) We _____ no time.
- 8) He _____ no friends.
- 9) They _____ no lessons today.

‡ 1. *Выберите правильное местоимение:*

- a) I, you, he, she, it, you, we, they, me, you, him, her, it, you, us, them**
- 1) _____ am not a teacher, _____ am a doctor.
 - 2) This is John. Is _____ a sales agent?
 - 3) I know Peter but I don't like _____.
 - 4) Do you know these people. Are _____ Russian?
 - 5) If you see Mary, tell _____ about the meeting.
 - 6) We want to know more about your job. Give _____ more information.
 - 7) These are their books. Give them to _____.
 - 8) The cat is thirsty. Give _____ some milk.

b) my, your, his, her, its, our, their, mine, yours, his, hers, its, ours, theirs

- 1) This is my book and that book is not _____.
- 2) It's Mary's dog. It's _____ dog. It's _____.
- 3) This is _____ house. We live in it.
- 4) These are _____ desks. They always study there.
- 5) This is Jenny's garden. _____ garden looks nice.
- 6) These are your slippers and those are not _____.
- 7) Whose book is it? It's Mary's. It's _____.

c) myself, yourself, itself, himself, herself, yourselves, ourselves, themselves

- 1) Let me introduce _____.
- 2) Don't help him. He can do it _____.
- 3) She is happy without reason. She can't understand _____.
- 4) They can do this test _____.
- 5) She is looking at _____ in the mirror.
- 6) What's wrong with you? Look at _____!
- 7) Look, the cat is washing _____.
- 8) Stop helping us. We'd like to write this test _____.

SELF TEST 6

1. Ответьте «да» или «нет».

- 1) В электронном письме не обязательно указывать тему.
- 2) В приветствии и прощальной реплике знаки препинания часто опускаются.
- 3) Прощальная реплика не зависит от ваших отношений с адресатом.

2. Ответьте «да» или «нет».

- 1) Модальные глаголы не употребляются с частицей «to».
- 2) Модальным глаголам требуется вспомогательный глагол для образования вопросительной формы.
- 3) Модальным глаголам не требуется вспомогательный глагол для образования отрицательной формы.
- 4) Модальные глаголы имеют сокращенную форму в отрицательных предложениях.

3. Вставьте правильный предлог:

- 1) Are you on business or _____ holiday?
- 2) I sometimes feel so tired that I stay _____ bed all day!
- 3) The sun is _____ the blue sky!
- 4) There are many beautiful cities _____ the world.
- 5) I don't like talking _____ the phone.
- 6) Where's Mary? She's _____ school.
- 7) Let's meet _____ the concert.
- 8) I always come to work _____ time.
- 9) _____ the beginning the game was very interesting.
- 10) He never goes to work _____ bus.
- 11) I usually come home _____ foot.
- 12) This book is written _____ Tolstoy.

4. Составьте и запишите вопросы:

- 1) room of what kind you need do?
- 2) breakfast is included?
- 3) there is a shower?
- 4) a restaurant is there at the hotel?
- 5) far is it from the center?
- 6) a fitness center there is at the hotel?

- 7) the elevator where is?
- 8) is how much a single room?
- 9) I can pay by card?

5. *Задайте вопрос.*

- 1) He can play tennis. What sport _____?
- 2) She can play the piano. What instrument _____?
- 3) They can speak English. What language _____?
- 4) She must do the homework. What _____?
- 5) You should read this book. What _____?
- 6) They should study English every day. How often _____?
- 7) We must work to make money. Why _____?
- 8) He can drive a truck. What _____?

6. *Вставьте подходящие слова из списка.*

double, in the center, meeting rooms, restaurants, swimming pool, satellite TV, presentations, lobby bar, single room, prices, press-conferences, private bathroom, comfortable, location, a suite

The Family Hotel is situated _____ of London not far from the business district. It's a good _____. There are a lot of shops, banks and restaurants there.

At our hotel you can get a _____, a _____ or a _____. The _____ are from 90 pounds a night to 150 pounds a night. All the rooms are very _____. Each room has a _____, _____ and a safe. WI-FI access is free.

There are two _____ and a _____ at the hotel. In the morning we serve a typical English breakfast.

In the afternoon you can relax in our sauna or the _____.

There are three _____ at our hotel with multimedia equipment, ideal for meetings, _____ and _____.


Welcome to our hotel!

7. *Найдите и исправьте ошибки в написании слов. Переведите слова.*

a rum; a night; a banc; a pasport; a restarant; a loby; a swiming pool; a buthroom; a key; brekfast; a suite; papers; credit cad; an ATM mashine; a singl, a doubl, a souna

8. *Проверьте себя (правильные ответы — в конце учебника) и поставьте себе оценку.*

Lesson 7



Дорогой читатель, сегодня мы побываем в доме у английской семьи и обсудим семейные проблемы.

DAY 1

ПОЛЕЗНЫЕ СЛОВА И ВЫРАЖЕНИЯ

Audio file 1

1. *Прослушайте и повторите за диктором (Audio file 1).*

a fridge — холодильник

a washbasin — раковина в ванной

a shower — душ

a bathtub — ванна

a toilet bowl — унитаз

a bedroom — спальня

a living room — гостиная

a kitchen — кухня

a bathroom — ванная комната

a dining room — столовая

a guest room — гостевая

a passage — коридор

a mirror — зеркало

a hall — прихожая

a wall — стена

a roof — крыша

a bookcase — книжный шкаф

a bed — кровать

a gates — ворота

a fire-place — камин

a wardrobe — шкаф для одежды

a clothing cabinet — комод для одежды

a bedside table — тумбочка

a cupboard — посудный шкаф

a rack — вешалка

a cooker hood/ a cooking hood — вытяжка

dining table — обеденный стол

Audio file 2

В Лондоне Наташа подружилась с Хезер Лидс, офис-менеджером, и получила приглашение на обед.

1. Прослушайте диалог (Audio file 2a)

An English home	Английский дом
Heather: Here we are. This is my place.	Хезер: Вот мы и пришли. Вот мой дом.
Natasha: What a nice little house!	Наташа: Какой хорошенький домик!
Heather: Let's open the gates. Let's park the car here and go inside. The dining room is on the left and the bathroom is on the right. Please, meet my parents. Mum and Dad, this is Natasha, my new Russian friend.	Хезер: Откроем ворота. Давай припаркуемся здесь и войдем. Столовая налево, туалет направо. Пожалуйста, познакомься с моими родителями. Мама, папа, это Наташа, моя новая русская подруга.
Mum: Nice to meet you, Natasha. Where are you from in Russia?	Мама: Приятно познакомиться, Наташа, а где ты живешь в России?
Natasha: I'm from Saint-Petersburg.	Наташа: Я из Петербурга.
Dad: We've been there!	Папа: Мы там были.
Mum: And we liked it a lot!	Мама: И нам он очень понравился.
Heather: This is our kitchen. It's quite big, so we have our meals and watch TV in it.	Хезер: Вот кухня, она довольно большая. Поэтому тут мы обычно едим и смотрим телевизор.
Dad: There's a cooker, a rubbish bin, a dishwasher and washing machine.	Папа: Здесь есть плита и мусорное ведро, посудомоечная машина и стиральная машина.
Heather: We have two bedrooms, a guestroom and here's our living room.	Хезер: У нас две спальни, гостевая комната, а это наша гостиная.
Natasha: It's so elegant and big!	Наташа: Она такая элегантная и большая!
Mum: There's a sofa in it, A television and bookcases and photos of exotic places	Мама: В ней есть диван, телевизор, книжные шкафы и фотографии экзотических мест.

2. Повторите диалог за диктором (Audio file 2b)

3. Прочитайте вслух, переводя слова в скобках на английский.

Heather: Here we are. This is my (дом).

Natasha: What a nice little (дом, здание)!

Heather: Let's open the (ворота). Let's park the (машину) here and go (внутри).

The (столовая) is (слева) and the (ванная) is (справа). Please, (познакомься) my parents.

Mum and Dad, this is Natasha, my new Russian (друг).

Mum: Nice to meet you, Natasha. (откуда ты) in Russia?

Natasha: I'm from Saint-Petersburg.

Dad: We've been there.

Mum: And we liked it a lot!

Mum: This is our (кухня). It's quite big, so we (едим) and (смотрим телевизор) in it.

Dad: There's a (плита) and a (мусорное ведро), there is a (посудомоечная) and a (стиральная машина).

Heather: We have two (спальни), a (комната для гостей) and here's our (гостиная).

Natasha: It's so (элегантная) and (большая)!

Mum: There's a (диван) in it, a (телевизор) and (книжные шкафы), and (фото) of some exotic places.

4. Ответьте «да» или «нет».

- 1) Heather's house is big.
- 2) Heather has a dining room.
- 3) The kitchen is small.
- 4) There's a dishwasher in the kitchen.
- 5) There's a cooker in the kitchen.
- 6) Heather has a washing machine.
- 7) Heather has two bathrooms.

- 8) The living room is big.
 - 9) There's a sofa in the living room.
 - 10) There are some photos in the living room.
 - 11) They have three bedrooms.
5. Вернитесь к диалогу (задание 1), закройте английский текст и переведите вслух диалог с русского на английский.

STEP 2 VOCABULARY

Audio file 3

1. Прослушайте стихотворение (Audio file 3).

My flat

Have a look! It's my flat.
 The kitchen's on the right.
 The bedrooms are on the left.
 My pretty kitchen is nice and clean.
 I have a dishwasher and a washing machine.
 I eat in the kitchen, I sleep in my bedroom.
 I have two bathrooms and a living room!

2. Повторите стихотворение за диктором (Audio file 3b)
3. Прочитайте вслух, переводя слова в скобках на английский.

Have a look! It's my (квартира).
 The (кухня) is on the right, the (спальни) are on the left.
 My (хорошенькая) (кухня) is nice and (чистая).
 I have a (посудомоечная машина) and a (стиральная машина). I eat in the (кухне), I sleep in my (спальне).
 I have two (ванные) and a (гостиную).

STEP 3

1. Подберите соответствующие комнате (левый столбец) действия из правого столбца.

What do you do in the bedroom? I sleep in the bedroom.

Room	Action
the bedroom	watch TV, receive visitors
the living room	cook, have breakfast
the kitchen	sleep, relax
the bathroom	wash, take a shower
the dining room	keep outdoor clothes, slippers, umbrellas
the hall	have dinner

STEP 4

1. Подберите соответствующую комнате (левый столбец) мебель из правого столбца.

What is there in the bedroom? There is a bed, a wardrobe, a clothing cabinet and a bedside table there.

Room:	Furniture:
the bedroom	a sofa, an armchair, a TV set, a bookcase
the living room	a bed, a wardrobe, a clothing cabinet, a bedside table
the kitchen	a big table, a cupboard, many chairs, a lamp
the bathroom	a rack, a mirror, a wardrobe
the dining room	a sink, a cooker, a fridge
the hall	a washbasin, a shower, a bathtub, a toilet bowl

2. Найдите в диалоге (задание 1, Step 1) все слова, обозначающие предметы мебели, и подчеркните их.

Heather's house

1. Заполните пропуски подходящими словами из списка. Проверьте себя по диалогу. (Step 1).

garden, table, photos, kitchen, cupboard, bedrooms, bathroom, bookcases, sink, sofa, fridge, lamp, living room

Heather lives in a nice house with a _____. She has two _____, a _____, a living room, a _____ and two toilets.

The kitchen is quite big. There is a _____ in the middle, a _____ by the window, a cooker, a _____, a _____ and a rubbish bin. There are some shelves there too.

The _____ is very elegant and big. There is a _____, a television, and some _____ there. There is a carpet on the floor. There are two armchairs, six chairs and _____ of some exotic places on the walls. There is a _____ on the ceiling.

Heather's house is not big but it's very comfortable.

2. Нарисуйте план своей квартиры с мебелью и расскажите о ней по этому плану.

**Adjectives****Audio file 4**

1. Прослушайте стихотворение (Audio file 4a)

My garden

My garden is nice: bushes, trees, flowers, grass!

Yellow, pink, red and white!

Blue and green! Fresh and bright!

The trees are high! The clouds are high in the sky!

The sky is blue. The sun is hot!

The ground is warm. The wind is cold!

2. Повторите стихотворение за диктором (Audio file 4b)

3. Прочитайте вслух, переводя слова в скобках на английский.

My garden is nice: (кусты), (деревья), (цветы), (трава)!

(желтые), (розовые), (красные) and (белые)!

(голубые) and (зеленые)! (свежие) and (яркие)!

The (деревья) are (высокие)! The (облака) are high in the (небе)!

The (небо) is (голубое). The (солнце) is (горячее)!

The (поверхность земли) is (теплая). The (ветер) is (холодный)!

4. Опишите вид за окном.

Audio file 5

1. Прослушайте стихотворение (Audio file 5a)

Let's count!

Three multiplied by four makes twelve.

Four multiplied by three makes twelve.

Six multiplied by two is twelve.

Two multiplied by six is twelve!

You don't believe me? Then count yourself!

2. Повторите стихотворение за диктором (Audio file 5b)

3. How much is it? Сосчитайте и скажите!

$4 \times 2 =$

$6 \times 3 =$

$8 \times 4 =$

$10 \times 2 =$

$9 \times 3 =$

$15 \times 3 =$

$20 \times 4 =$

$20 \times 5 =$

$30 \times 6 =$

STEP 8 GRAMMAR

The pronoun (местоимение)

1. Просмотрите табличку. Проверьте, все ли местоимения вы знаете.

В английском языке много местоимений, например:

Личные именительного падежа	Личные в предложном падеже	Притяжательные местоимения, основная форма	Притяжательные местоимения, абсолютная форма	Возвратные местоимения (сам, себя)
I — я	me — мне	my — мой	mine — мой	myself
you — ты	you — тебе	your — твой	yours — твой	yourself
he — он	him — ему	his — его	his — его	himself
she — она	her — ей	her — ее	hers — ее	herself
it — оно	it — этому	its — этого	its — этого	itself
we — мы	us — нам	our — наш	ours — наш	ourselves
you — вы	you — вам	your — ваш	yours — ваш	yourselves
they — они	them — им	their — их	theirs — их	themselves

2. Определите тип местоимения.

- 1) He is a manager.
- 2) It's my book.
- 3) Let me introduce myself.
- 4) Tell them about our plans.
- 5) We are the champions of the world.
- 6) This desk is mine and that one is yours.
- 7) Look at yourself! You are dirty!
- 8) Whose books are these? They are not ours.
- 9) Happy birthday to you.
- 10) Tell him about the party.

Подчеркните в диалоге (задание 1, Step 1) все местоимения и определите их тип.

STEP 9

1. Заполните пропуски подходящими по смыслу местоимениями из списка.

I, you, he, she, it, we, they

Mrs. Green — she	my friend and I _____	a desk _____
Mister President _____	my city _____	my wife and I _____
John _____	my company _____	desks _____
Mary _____	people _____	a computer _____
my colleagues _____	men _____	my dogs _____
our canteen _____	women _____	my rooms _____

2. Выберите правильное местоимение **his, her or its**:

Mary has a car, a flat, a cat, a good job, a bag, a friend

John has a bike, a house, an aunt, a sister, a dog

My cat has a toy, a ball, a fish, a mouse

___ flat, ___ fish, ___ cat, ___ job, ___ bag, ___ friend, ___ sister, ___ aunt,
___ car, ___ bike, ___ dog, ___ ball, ___ toy, ___ mouse

STEP 10

1. Выберите правильное местоимение.

a) I, you, he, she, it, we, you, they, my, your, his, her, its, our, your, their

- 1) _____ am a reporter. _____ job is very interesting.
- 2) This is John. _____ job is important. _____ is a doctor.
- 3) This is Mary. _____ job is interesting. _____ is a reporter.
- 4) This is Maggie. _____ job is hard. _____ is a policewoman.
- 5) We are managers. _____ company is very big.
- 6) They are sales agents. _____ products are popular.
- 7) It is my new car. _____ windows are large.
- 8) This is a new office. _____ walls are yellow.
- 9) This is our old office. _____ ceiling is low.

b) I, you, he, she, it, we, you, they, me, you, him, her, it, us, you, them

- 1) This is Tom. _____ is an accountant. Give this file to _____.
- 2) This is Mary. _____ is a secretary. Ask _____ to make some coffee.
- 3) We are sales managers. Our boss gives _____ instructions every day.
- 4) The dog is hungry. Give _____ some food.
- 5) They are our new clients. Give _____ our new catalogue.
- 6) They are late for the meeting! Tell _____ about it.
- 7) I write to our clients every day but I never meet _____.
- 8) Tell _____ about your company. Is it big?

STEP 11

1. Подберите перевод к каждому слову.

коридор, спальня, камин, гостиная, ворота, стена, кухня, крыша, ванная комната, столовая, коридор, гостевая, унитаз, книжный шкаф, ванна, душ, кровать, зеркало, раковина в ванной, шкаф для одежды, вешалка, холодильник, посудный шкаф, комод для одежды, тумбочка

bedroom	bed
living room	wardrobe
kitchen	clothing cabinet
bathroom	bedside table
dining room	cupboard
guest room	rack
passage	mirror
hall	fridge
wall	washbasin
roof	shower
gates	bathtub
fire-place	toilet bowl
bookcase	

Day 2

Прослушайте все диалоги первого дня, прочитайте их вслух, сделайте задания на перевод с русского на английский, просмотрите грамматические правила и упражнения. Теперь приступайте ко второму уроку.

ПОЛЕЗНЫЕ СЛОВА И ВЫРАЖЕНИЯ

Audio file 6

1. Прослушайте и повторите за диктором (Audio file 6).



2. Relatives (родственники)

cousin — кузен, кузина mother-in-law — свекровь, теща step-mother — мачеха grandson — внук granddaughter — внучка parents — родители grandparents — бабушки и дедушки wife — жена grandfather — дедушка great-grandmother — прабабушка uncle — дядя aunt — тетя boyfriend — парень	girlfriend — девушка children — дети. godmother — крестная niece — племянница nephew — племянник husband — муж I'm a single mother. — Я мать-одиночка. Are you married? — Вы замужем? I'm single. — Я холост. I'm divorced. — Я разведен. I'm the only child. — Я единственный ребенок.
--	---

STEP 1 VOCABULARY



My family

Audio file 7

1. Прослушайте стихотворение (Audio file 5a).
2. Повторите стихотворение за диктором (Audio file 5b)
3. Прочитайте и переведите стихотворение.

Who is he?

Who is she? She is my mother.

Who is he? He is my father.

Who is he? He is my brother.

Who is he? He's my grandpa.

Who is she? She's my grandma.

And who is this? It is me!

We are a happy family!

4. Подберите перевод к каждому слову из левого столбца.

relatives	двоюродный брат, сестра
father-in-law	брат
stepmother	сестра
cousin	дядя
parents	тетя
wife	свекор, тесть
brother	дочь
husband	сын
grandparents	племянник
niece	племянница
uncle	жена
sister	муж
daughter	внучка
aunt	родственники
nephew	родители
son	дедушки и бабушки
granddaughter	мачеха

5. Исправьте ошибки в написании слов:

mather, fater, sun, doughter, cusin, ant, ancle, nice, neview, granson, wive, husbund

6. Вставьте пропущенные буквы:

co_sin, h_sband, _ncle, a_nt, f_ther, d_ughter, m_other, s_n, br_ther, s_ster, n_iece, w_fe, ne__ew, fa__er, mo__er, dau__ter, gran_son, gran_mother

Possessive Case (притяжательный падеж)

1. Прочитайте правило

Обозначает принадлежность кому-то, чему-то. Для образования притяжательного падежа к существительному добавляется апостроф и -s.

1. Существительные в единственном числе +’s:

the mother of the boy = the boy’s mother

the owner of the dog = the dog’s owner

the house of my father = my father’s house

2. Существительные во множественном числе, не оканчивающиеся на -s +’s:

the room of the children = the children’s room

the car of the men = the men’s car

3. Существительные во множественном числе, оканчивающиеся на -s +’s:

the toys of my brothers = my brothers’ toys

the problems of my friends — my friends’ problems

4. Два существительных -’s добавляется только ко второму:

John and Mary’s car, my dad and mom’s house

STEP 3

1. Образуйте притяжательный падеж

the boy/dog — the boy’s dog

+’s	+’s
my brother/bag	my brothers/bags
my sister/dress	my sisters/clothes
my Mum/work	my colleagues/books
my Dad/car	my friends/trousers
my cat/food	my cats/food
my teacher/books	my teachers/books
my friend/backpack	my dogs/toys
children/shirts	my parents/house
men/jackets	my grandparents/car
Tom and Jerry/ book	my friends/garden
my sister and my brother/room	my colleagues/office

STEP 4

1. Кто это? Напишите! Добавьте «is/are».

My cousin’s mother is my aunt

My cousins’ father _____

My parents’ parents _____

My mother’s niece _____

My father’s nephew _____

My brother’s only sister _____

My uncle’s children _____

My father’s wife _____

My aunt’s husband _____

My grandmother’s only grandchild _____

My parents’ only child _____

2. Откройте свой семейный альбом и расскажите как можно больше о членах своей семьи.

STEP 5

1. Прочитайте текст

Hi, I’m Mary. I have a big family. My mother’s name is Margaret. Her parents’ names are Gina and John. My father’s name is Peter. His parents’ names are Lucas and Lucy. I have a sister. Her name is Minnie. Her husband’s name is

Fred. They have two children, a son and a daughter. Their names are Tom and Tina. They are my nephew and my niece. My aunt's name is Mildred, she's my Mum's sister. My uncle's name is Paul. He's my Dad's brother. They have children too.

Paul has two daughters. They are twins. Their names are Molly and Polly. Mildred has two sons. Their names are Mike and Mathew. They are my cousins. One of them has a wife. Her name is Ann.

2. *Who are they? Напишите, кем приходятся друг другу эти люди.*

Margaret is Mary's mother.	Molly and Polly are Mary's cousins.
Paul	Mike and Mathew
Tom	Tom and Tina
Mildred	John and Gina
Mike	Lucas and Lucy
Gina	Mary and Minnie
Fred	

STEP 6

1. *Подчеркните правильную форму.*

- 1) My sister is 10. She's/ she a nice girl.
- 2) My brother's name is John. His/he's a student.
- 3) My dog is very nice. Its/it's name is Blackie.
- 4) I have a sister. She/ her name is Linda.
- 5) I have a cat. Its/it's eyes are green.
- 6) We have a car. Its/it's red.
- 7) My brother has a book. Its/it's very thick.
- 8) My sister has a new dress. Its/it's blue.
- 9) My father is 30. He's/his a doctor.
- 10) My father has a car. He's/his car is black.

STEP 7

1. *Заполните пропуски подходящими вопросительными местоимениями.*

what, who, whose, where, how, when, why

- 1) _____ book is this? It's mine.
- 2) _____ is this man?
- 3) _____ is it?
- 4) _____ is this woman?
- 5) _____ do you live?
- 6) _____ old are you?
- 7) _____ are you from?
- 8) _____ cat is this? It's Mary's cat.
- 9) _____ do you do?
- 10) _____ do you like this book? It's interesting.
- 11) _____ is your friend's name?
- 12) _____ is your favorite book?
- 13) _____ is your favorite writer?
- 14) _____ do you like to eat?
- 15) Hi, _____ are you today?
- 16) _____ do your lessons start?
- 17) _____ old are you? I'm 20.
- 18) _____ does he study? At the university.
- 19) _____ language do they study?

- 20) _____ books do you like to read?
- 21) _____ do you usually start work?
- 22) _____ are you so unhappy? It's a nice day!
- 23) _____ do you want to study English?



Audio file 8

1. *Прослушайте и повторите за диктором (Audio file 8).*

Is it fully furnished? — Он полностью обставлен?
How many bedrooms are there in the house? — Сколько спален в доме?
What other rooms are there? — Какие еще комнаты там есть?
Is the kitchen big? — Кухня большая?
What is inside the kitchen? — Что есть на кухне?
Is there a garden near the building? — Есть ли сад рядом со зданием?
Is there any public transport nearby? — Есть ли рядом общественный транспорт?
Is there a shopping center nearby? — Есть ли рядом торговый центр?
Are there any sports facilities nearby? — Есть ли рядом спортивные объекты?
Is there a garage or a parking there? — Есть ли гараж или парковка?
How much is it? — Сколько стоит?

2. *Просмотрите объявление*

A beautiful flat for rent
 Rent a nice flat at 10 Oak Street! It's fully furnished and has three bedrooms, two bathrooms, a living room and a kitchen. The kitchen is big and very comfortable. It has a cooker, a microwave, a sink and a fridge.
 There is a nice garden in front of the house. There is a playground for children nearby.
 There's an underground station and a bus stop nearby.
 There's a big shopping center and a park not far away. There's a fitness center in the building with a swimming pool.
 There's a garage and a parking in the complex.
 Get it for just 550 pounds a month!
 Contact John Black on 756-44-99 from 9 a. m. until 5 p. m. on working days to arrange a viewing!

3. *Ответьте на вопросы:*
 - 1) What's the address of the flat?
 - 2) Is there a place for your car there?
 - 3) Are there any shops nearby?
 - 4) Are there facilities for children nearby?
 - 5) When can you get information about it?
 - 6) Who is the contact person?
 - 7) What's his phone number?
4. *Попрактикуйтесь в диалоге с диктором (Audio file 8), впишите недостающие ответы.*

Is it fully furnished?

How many bedrooms are there?

What other rooms are there?

Is the kitchen big?

What is inside the kitchen?

Is there a garden near the building?

Is there any public transport nearby?

Is there a shopping center nearby?

Are there any sports facilities nearby?

Is there a garage or a parking there?

How much is it?

When can I have a look at it?

5. *Переведите на английский:*

— Здравствуйте, я звоню по поводу квартиры на Оук-стрит. Она полностью обставлена?

— Да.

— Сколько там спален?

— Три.

— Какие еще комнаты там есть?

— Гостиная и кухня.

— Кухня большая?

— Да.

— Что есть в кухне?

— Плита, холодильник, микроволновка и раковина.

— Есть ли рядом сад?

— Да, есть.

— Есть ли что-нибудь для детей?

— Да, рядом есть игровая площадка.

— Есть ли рядом транспорт?

— Рядом есть станция метро и остановка автобуса.

— Есть ли рядом торговый центр?

— Да, есть.

— Есть ли гараж или парковка?

— Да, есть.

— Сколько стоит?

— 550 фунтов.

— Когда можно посмотреть ее?

— В любое время.

— Можно завтра утром?

— Конечно.

— Хорошо, до завтра.

— До свидания.

— До свидания.

6. *Вернитесь к плану своей квартиры и напишите рекламное объявление о сдаче своей квартиры.*

STEP 9 WRITING A LETTER

Natasha is writing a letter to Chuck

¶ 1. *Прочитайте письмо Наташи Чаку. Вставьте пропущенные слова из списка.*

armchairs, chairs, window, flowers, walls, cooker, photos, lamp, bathroom, roof, bedrooms, dining table, dining room, TV set, walls, kitchen, house, bookcases, garden, guestroom, dishwasher, sofa

Hi Chuck,
 Thank you for your letter. I'm glad you are fine.
 I'd like to tell you about Heather's _____. She's the office manager at the head office in London.
 She has a very nice house with a _____. There are many _____ in the garden. The house is very pretty.
 Its _____ are green and its _____ is red.
 They've got two _____, a big living room, a kitchen and a _____. They haven't got a _____.
 Their _____ is big and they normally cook and eat there.
 There is a _____ in the middle. There are some cupboards on the walls. The kitchen has got a _____,
 a sink and a _____. There is a small _____ on the fridge. The walls are yellow. The ceiling is white.
 The living room is very pretty. The _____ are pink, the curtains are purple. There's a _____ in it, a television, some
 _____ and _____ of exotic places. There are two _____ and six _____ there, too.
 There's a big _____ in the living room. The view is great.
 There is a _____ on the ceiling. It's pink too!
 I like Heather's house very much.
 Bye. Drop me a line.
 All the best,
 Natasha.

Mistake hunting

1. *Найдите и исправьте ошибки.*
- 1) John is a teacher. He job is very interesting.
 - 2) This is Mary. He is a doctor.
 - 3) This is Peter. He's bag is brown.
 - 4) They are my parents. Its house is big.
 - 5) We are pupils. We like their teacher.
 - 6) They are students. Them teacher is very good.
 - 7) It is a new car. Her windows are large.
 - 8) This is my house. His windows are large.
 - 9) Tom likes playing ball. Give this ball to his.
 - 10) Mary likes reading. Give this book to she.
 - 11) We study at school. Give these books to we.
 - 12) The cat is hungry. Give she some food.
 - 13) This is Kate's book. Give it to she.
 - 14) He is late. Tell he about it.
 - 15) They are pupils. Give they these new books.
2. *Найдите и исправьте ошибки в выражениях.*
- 1) It is fully furnished?
 - 2) How many bedrooms are in the house?
 - 3) What other rooms there?
 - 4) The kitchen big?
 - 5) What inside the kitchen?
 - 6) Is a garden near the building?
 - 7) Is any public transport nearby?
 - 8) Is a shopping center nearby?
 - 9) Is there any sports facilities nearby?
 - 10) Is a garage or a parking there?
 - 11) How much it is?
 - 12) When I can have a look at it?

SELF TEST 7

1. Ответьте «да» или «нет».
 - 1) Существует три вида личных местоимений.
 - 2) Абсолютная форма притяжательных местоимений употребляется только с существительным.
 - 3) Основная форма притяжательных местоимений не употребляется без существительного.
 - 4) Местоимения возвратной формы в основном переводятся как «сам», «себя».
 - 5) Притяжательный падеж образуется путем прибавления **s** к существительному.
2. *Образуйте притяжательный падеж:*

the car of my brother
 the teacher of our son
 the sister of Mary
 the nose of the dog
 the toys of the children
 the hat of the teacher
 the shirt of the boy
 the car of John
 the trousers of the boys
 the jacket of the teacher
 the clothes of the baby
 the dresses of the girls
3. *Вычеркните лишний предмет мебели из каждой строчки и напишите название комнаты.*

a sofa, a sink, an armchair, a TV set, a bookcase
 a bed, a wardrobe, a clothing cabinet, a picture, a cushion, a cooker, a bedside table
 a table, a cupboard, a chair, a shower
 a rack, a mirror, a toilet bowl, a wardrobe
 a sink, a cooker, a bed, a fridge
 a washbasin, a shower, a microwave, a bathtub
4. *Подберите к существительному подходящее прилагательное и напишите предложение по образцу.*

NOUN	ADJECTIVE
My garden	blue
The sky	nice
The flowers	yellow and hot
The trees	green
The sun	cold
The grass	warm
The wind	fresh and green
The ground	pink and red

- My garden is nice.*
5. *Расставьте слова в правильном порядке, чтобы получился вопрос.*
 - 1) furnished fully is it?
 - 2) bedrooms there how many are?
 - 3) the kitchen is big?
 - 4) nearby a garden there is?
 - 5) any public transport is there nearby?
 - 6) a shopping center nearby there is?
 - 7) Any are sports facilities there nearby?
 - 8) It is how much?
 6. *Вставьте подходящее по смыслу местоимение.*
 - 1) I am a teacher. ___ job is very interesting.

- 2) We are managers. _____ company is very big.
 - 3) It is a nice dog. _____ name is Toto.
 - 4) _____ have a big house. Their house is beautiful.
 - 5) Mary wants to draw. Give _____ a pencil, please.
 - 6) Tom wants to eat. Give _____ some bread.
 - 7) We are thirsty. Bring _____ some water.
 - 8) This is my book and that one is not _____.
 - 9) Whose car is it? It's John's car. It's _____.
 - 10) Whose computer is it? It's my mum's computer. It's _____ computer.
 - 11) Don't look at _____ in the mirror! You'll be late for work!
 - 12) The cat likes washing _____.
 - 13) Don't help me! I can do it _____!
 - 14) Who is this woman? Do you know _____?
 - 15) If you see Pete, give _____ my letter.
7. *Подберите подходящее слово из списка к каждому слову из таблицы.*
Relatives, niece, uncle, stepmother, granddaughter cousin, father-in-law, nephew, son, brother, husband, parents, wife, grandparents, sister, daughter, aunt

<p>двоюродный брат, сестра брат сестра дядя тетя свекор, тесть дочь сын племянник племянница жена муж внучка родственники родители дедушки и бабушки мачеха</p>	
---	--

8. *Проверьте себя (правильные ответы — в конце учебника) и поставьте себе оценку.*

Lesson 8



Дорогой друг, пришла пора поработать и поговорить о работе!

DAY 1

ПОЛЕЗНЫЕ СЛОВА И ВЫРАЖЕНИЯ

Audio file 1

1. *Прослушайте и повторите за диктором (Audio file 1).*

Who do you work for? — Где вы работаете?
What company do you work for? — В какой компании вы работаете?
What department are you in? — В каком вы отделе?
What are your working hours? — В какие часы вы работаете?
Do you work full time? — Вы работаете на полную ставку?
Do you often travel for your work? — Вы часто путешествуете по служебным делам?
Do you get a good salary? — Вы получаете хорошую зарплату?
How often do you do overtime? — Как часто вы работаете сверхурочно?
Do you get a bonus? — Вы получаете премии?
Do you get a commission from sales? — Вы получаете комиссии с продаж?
Who do you report to? — Кому вы подчиняетесь?
Do you have a good holiday every year? — У вас хороший отпуск каждый год?
Do you make many phone calls? — Вы делаете много телефонных звонков?
Do you spend a lot of time at your desk? — Вы проводите много времени за рабочим столом?
Do you work indoors or outdoors? — Вы работаете в помещении или на улице?
Do you work flextime? — Вы работаете по гибкому графику?

STEP 1

My working day (Мой рабочий день)

Audio file 2

1. *Прослушайте диалог (Audio file 2a)*

Daily routine	Распорядок дня
Natasha: What time do you usually get up?	Наташа: Когда ты обычно встаешь?

Daily routine	Распорядок дня
Heather: At seven. I usually wake up, then I take a shower and get dressed and leave home at about eight.	Хезер: В семь часов. Я обычно просыпаюсь, затем принимаю душ, одеваюсь и ухожу из дома около восьми.
Natasha: What do you usually do at work?	Наташа: Что ты обычно делаешь на работе?
Heather: I check my mail, do some paperwork, I type reports, make phone calls, arrange meetings and help the boss	Хезер: Проверяю почту, работаю с бумагами, печатаю отчеты, звоню по телефону, организовываю встречи и помогаю боссу.
Natasha: Where do you usually have lunch?	Наташа: Где ты обычно обедаешь?
Heather: At our canteen but I don't eat too much.	Хезер: В нашей столовой, но я не ем много.
Natasha: What do you usually do after work?	Наташа: Что ты обычно делаешь после работы?
Heather: I come home at six o'clock. I have dinner and watch TV. Sometimes my friends come to visit me. Sometimes I go out with them, but I come back home at about ten	Хезер: Я прихожу домой в шесть. Ужинаю и смотрю телевизор. Иногда меня навещают друзья. Иногда мы куда-нибудь ходим. Но я возвращаюсь домой около десять часов.
Natasha: Where do you usually go?	Наташа: А куда вы обычно ходите?
Heather: To the theatre or pubs, to the restaurants or nightclubs.	Хезер: В театр, пабы, рестораны и ночные клубы.

- Повторите диалог за диктором (Audio file 2b)
- Прочитайте вслух, переводя слова вслух на английский:

Natasha: What time do you usually (встаете)?
 Heather: At seven. I usually (просыпаюсь), then I (принимаю душ) and (одеваюсь) and (ухожу) home at about eight.
 Natasha: What do you usually do (на работе)?
 Heather: I (проверяю почту), do some (бумажную работу), I type (отчеты), make (телефонные звонки). (организовываю встречи) and (помогаю) the boss.
 Natasha: Where do you usually (обедаешь)?
 Heather: At our (столовой) but I don't eat too much.
 What do you usually do (после работы)?
 Heather: I come home at 6 o'clock. I (ужинаю) and watch TV. Sometimes my friends come to (навестить) me. Sometimes we go out with them, but I come back home at about ten.
 Natasha: Where do you usually go?
 Heather: To the (театр) or (пабы), to the (рестораны) or (ночные клубы).
- Ответьте «да» или «нет».
 - Heather gets up at 6 o'clock.
 - She usually takes a cold bath in the morning.
 - She leaves home at 7.30.
 - At work she does a lot of paperwork and checks emails.
 - She never types reports.
 - She comes home at 7 o'clock.
 - She sometimes goes out with her friends.
 - She usually goes to restaurants and night clubs.
 - She never goes to the theatre or museums.
- Вернитесь к заданию 1, закройте английский текст и вслух переведите диалог с русского на английский.

GRAMMAR STEP 2

The Present Simple Tense (простое настоящее время)

1. Прочитайте правило

1. Для образования простого настоящего времени мы берем неопределенную форму глагола без частицы «to», то есть глагол в той форме, в какой его дает словарь (work, sleep, wash).

2. Для третьего лица единственного числа (he, she, it) мы добавляем окончание –s /-es к глаголу (works, sleeps, washes). К большинству глаголов добавляется –s, к глаголам, оканчивающимся на o, s, ss, ch, sh, tch, x, добавляется –es.

3. Для образования вопросительной формы для местоимений I, you, we, they мы используем вспомогательный глагол «do», для местоимений третьего лица единственного числа he, she, it — «does». При этом вспомогательный глагол не переводится, он только указывает на то, что это вопрос в простом настоящем времени.

Do you speak English? Ты говоришь по-английски?

Where does he work? Где он работает?

4. Для образования отрицательной формы используются do not (don't) для большинства местоимений и does not (doesn't) для 3-го лица ед. числа (he, she, it)

I don't like coffee. Я не люблю кофе. He doesn't like tea. Он не любит чай.

5. Это правило не касается глагола «to be» и модальных глаголов: can, should и must. В этом случае вопросительная форма образуется за счет изменения порядка слов, а в отрицательной форме «not» присоединяется к глаголу, образуя краткую форму: isn't, aren't, can't, shouldn't, mustn't. При этом структура предложения очень похожа на русскую.

I am happy. Am I happy? I am not happy.

She can swim. Can she swim? She can't swim.

They should work more. Should they work more? They shouldn't work more.

We must hurry. Must we hurry? We mustn't hurry.

Местоимение	Утвердительная форма	Вопросительная форма	Отрицательная форма
I, you, we, they	I write.	Do I write?	I do not (don't) write.
He, she, it	He writes.	Does he write?	He does not (doesn't) write.

Remember!

1. Это время употребляется для выражения:

а) каждодневных, постоянных, повторяющихся действий, событий:

I work every day. He comes here twice a week.

б) общеизвестных фактов и истин:

The Earth goes around the Sun. London is the capital of the UK.

2. Это время употребляется со следующими словами: often (часто), always (всегда), seldom (редко), rarely (редко), never (никогда), occasionally (иногда), from time to time (время от времени), every day (каждый день), normally (обычно), usually (обычно) и т. п.

2. Образуйте для данных глаголов форму третьего лица единственного числа и запишите в соответствующую графу таблицы.

go, drive, do, translate, die, work, talk, write, read, run, hop, stop, eat, drink, speak, dance, sing, watch, give, reach, make, brake, dress, wash, cook, smash, bake, repeat, catch, help, press, clean

+s	+es
<i>Drives</i>	<i>Goes</i>

3. Образуйте для данных глаголов форму третьего лица единственного числа и запишите в соответствующую графу таблицы.

play, say, fly, buy, try, cry, copy, study, reply

y+es = ies (после согласной)	«y»+s = ys (после гласной)
<i>Flies</i>	<i>Says</i>

4. Найдите и подчеркните в диалоге (задание 1, step 1) все примеры употребления простого настоящего времени.

1. *Перепишите в сокращенной форме.*

I do not like coffee. — I don't like coffee.

- 1) He does not have a job.
- 2) We do not need a new office.
- 3) She does not want to change jobs.
- 4) They do not pay much.
- 5) She does not speak English.
- 6) I do not work overtime.
- 7) She does not want to travel on business.
- 8) He does not drive a car.
- 9) I do not want to work on Saturday.

2. *Выберите правильную форму глагола.*

- 1) I usually _____ at 9 am. (*get up, gets up*)
- 2) He usually _____ jogging every morning. (*go, goes*)
- 3) We sometimes _____ together. (*work, works*)
- 4) She always _____ lunch at the canteen. (*have, has*)
- 5) In the afternoon she usually _____ a lot of paperwork. (*do, does*)
- 6) We normally _____ work at 6 pm. (*finish, finishes*)
- 7) I usually _____ home at 8.30. (*come, comes*)
- 8) He always _____ a lot of phone calls in the morning. (*make, makes*)
- 9) She usually _____ on her computer in the morning. (*work, works*)

1. *Заполните пропуски подходящей формой вспомогательного глагола «to do».*

Do / does	Don't / doesn't
<i>Do</i> ___ you like cheese?	<i>I don't</i> know this man.
_____ he play football?	She _____ work part-time.
_____ they study German?	They _____ have a car.
_____ she play tennis?	We _____ speak Chinese.
_____ you need help?	He _____ need a new car.
_____ he have a flat?	You _____ study English every day.
_____ you know the answer?	He _____ want to change jobs.
_____ you work fulltime?	We _____ check our emails every day.
_____ she need more information?	I _____ need more money.
_____ we have any coffee?	He _____ have any tea.

1. *Добавьте «do» или «does».*

You work every day? — Do you work every day?

- 1) You travel long distances to work?
- 2) She gets a good salary?
- 3) He has a good holiday every year?
- 4) You work flextime?
- 5) They work long hours?
- 6) He speaks English well?
- 7) They give many presentations?
- 8) She gets a commission from sales?

2. *Поставьте в вопросительную форму:*

- 1) He is an engineer.
- 2) She can speak French.
- 3) We must finish this work on time.
- 4) You should work better.

- 5) This film is very interesting.
- 6) We can finish this report on Monday.
- 7) He should study more.
- 8) You must come to work on time.

STEP 6 GRAMMAR

Вопрос в простом настоящем времени (The Simple Present Tense)

1. Прочитайте правило:

В простом настоящем времени вопрос образуется при помощи вспомогательного глагола do (does) Do (I, you, we, they) + глагол+? Does (he, she, it) + глагол+?

Audio file 3

2. Мы решили спросить Хезер о ее распорядке дня. Прослушайте диалог (Audio file 3a) и расскажите, что вы узнали про нее.

How do you spend your day?

— Hi, how are you today?

How do you spend your day?

Do you often go out?

Do you ever laze about?

— Yes, I do. Yes, I do!

I sometimes have a rest, like you.

Do you exercise all day?

Do you find free time to play?

Do you cook? What do you read?

Do you play sports every week?

— Yes, I play sports every week.

It makes me fit and strong, and quick.

Do you ever visit friends?

How do you spend your weekends?

Do you eat all that you want?

— No, I don't. No, I don't.

I'm on a diet all the time.

But I like it and feel fine.

3. Повторите диалог за диктором (Audio file 3b)

4. Раскройте скобки, поставив все глаголы в простом настоящем времени, и прочитайте диалог вслух.

— Hi, how are you today?

How you (spend) your day?

_ you often (go) out?

_ you ever (laze about)?

— Yes, I _____. Yes, I _____!

I sometimes (have) a rest, like you.

_ you (exercise) all day?

_ you (find) free time to play?

_ you (cook)? What _ you (read)?

_ you (play) sports every week?

— Yes, I (play) sports every week

It (make) me fit and strong, and quick.

_ you ever (visit) friends?

How you (spend) your weekends?

_ you (eat) all that you want?

— No, I _____. No, I _____.

I (be) on a diet all the time.

But I (like) it and feel fine.

STEP 7

1. Поставьте слова в правильном порядке, чтобы получился вопрос, и ответьте на него.

1) you work do full time? (на полную ставку)

2) often you do travel abroad?

3) you attend a lot of do meetings? (принимать участие в собраниях. заседаниях)

4) get you a good salary do? (получать зарплату)

5) get you a lot of emails do?

6) do often you overtime do?

7) you report to who do?

8) you a good holiday have do every year?

STEP 8

1. Выберите правильное предложение из двух вариантов.

1) a) What he does? b) What does he do?

2) a) Where she from? b) Where is she from?

- | | |
|---------------------------------|-------------------------------|
| 3) a) He's a manager. | b) His a manager. |
| 4) a) What he's address? | b) What's his address? |
| 5) a) Does she have a good job? | b) Does she a good job? |
| 6) a) She not study English. | b) She doesn't study English. |
| 7) a) She doesn't can swim. | b) She can't swim. |
| 8) a) Are you a secretary? | b) Do you a secretary? |
| 9) a) Does he can drive a car? | b) Can he drive a car? |
| 10) a) Where is your office? | b) Where your office is? |

VOCABULARY

STEP 9

1. Соедините слова, чтобы получились нужные словосочетания.

start	paperwork
finish	lunch
have	workshops (цеха)
do	customers (клиенты)
make	a good salary (зарплата)
look through	work
check	the mail
write	reports (отчеты)
visit	documents
meet	phone calls
travel	work
do	on business
get	overtime (сверхурочные)

CONVERSATION

STEP 10

1. Подберите ответ к вопросу и прочитайте получившийся диалог вслух.

1. Who do you work for?	Yes, I get a good salary and a commission from sales.
2. What departments are you in?	Yes, but I'm not a workaholic.
3. What's your position?	A company called DDP.
4. What are your responsibilities? (обязанности)	I report to Mr. Green, the Managing Director.
5. Do you work hard?	I'm in Sales.
6. Who do you report to? (подчиняетесь)	I'm responsible for our sales.
7. Do you get a good salary?	I'm a Sales Manager.

My working day

Audio file 4

1. Добавьте вспомогательный глагол для образования вопроса. Проверьте себя (Audio file 4a)

- What time /you/ usually/ get up?
- I usually get up at 6.30.
- So early? What / you /do?
- I usually go jogging for 30 minutes before breakfast. Then I take a shower, clean my teeth, comb my hair, dress and have breakfast.
- What /you/ usually/ have for breakfast?
- I usually have a good breakfast — eggs, ham, porridge and cheese.
- What /you/ do / at work?
- I usually go to work by public transport, but sometimes my husband gives me a lift.
- What /you/ do / at work?
- I do a lot of paperwork, make phone calls, give orders and instructions to the staff.
- Where/ you /usually/ have lunch?

STEP 11



- At the canteen with my colleagues.
- What /you/ usually/ do in the afternoon?
- I normally work on my computer.
- What hours /you/ work?
- Well, it's a 9 to 5 job, but I often start work at 8 am and often stay until 6, sometimes later.
- /you/ travel a lot for work?
- Not really. I take part in conferences and exhibitions twice a year.
- What time/ you /usually/ come back home?
- At about 6 pm.
- What /you/ do/ when you come home?
- I have dinner and relax for 30 minutes then I normally go out with my husband.
- Where/ you/ usually/ go?
- Well, to the cinema or a pub.
- What / you/ do/ in the evening?
- Sometimes I read, sometimes I watch TV.
- What books/ you/ like to read?
- Science fiction and fantasy. They are great!
- /you/ ever /do any housework on weekdays?
- Not much. I usually do it at the weekend. But I tidy the rooms and the kitchen every day.
- What /you/ usually /do at the weekend?
- I do the dishes, work in the garden. Sometimes I just watch TV all day.
- What time /you /usually /go to bed?
- I usually go to bed at 11 and fall asleep immediately!
- What /you/ like best about your job?
- Well, it's very interesting, it pays well and Megasoft is a great company.
- What /you/ not like/ about your job?
- Deadlines. Sometimes it's very hard to meet deadlines.
- Thank you. that was very interesting.
- You're welcome.

2. *Прочитайте диалог вслух.*

3. *Переведите диалог на английский.*

- Во сколько вы обычно встаете?
- Я обычно встаю в 6.30.
- Так рано? И что вы делаете?
- Я обычно бегаю 30 минут до завтрака. Затем я принимаю душ, чищу зубы, причешиваюсь, одеваюсь и завтракаю.
- Что вы обычно едите на завтрак?
- Я обычно хорошо завтракаю, ем яйца, ветчину, кашу и сыр.
- Как вы обычно добираетесь до работы?
- Я обычно добираюсь до работы общественным транспортом, иногда меня подвозит муж.
- Что вы делаете на работе?
- Работаю с бумагами, делаю звонки, даю указания и инструкции сотрудникам.
- Где вы обычно обедаете?
- В столовой с коллегами.
- Что вы обычно делаете после обеда?
- Работаю на компьютере.
- Сколько часов в день вы работаете?
- Ну, мой рабочий день с 9 до 5, но я часто начинаю работу в 8 и заканчиваю в 6 или позднее.
- Вы часто ездите в командировки?
- Не очень. Я принимаю участие в конференциях и выставках два раза в год.
- Во сколько вы обычно приходите домой?
- Примерно в 6.
- Что вы обычно делаете, когда приходите домой?
- Ужинаю, полчаса отдыхаю и хожу куда-нибудь с друзьями.

- И куда вы обычно идете?
- В кино или в паб.
- Что вы обычно делаете вечером?
- Иногда читаю, иногда смотрю телевизор.
- Какие книги вы любите читать?
- Научную фантастику и фэнтэзи. Они замечательные!
- Вы когда-нибудь работаете по дому в рабочие дни?
- Только по выходным. Но я прибираю комнаты и кухню каждый день.
- Что вы обычно делаете по выходным?
- Мою посуду, работаю в саду, иногда просто смотрю телевизор целый день.
- Когда вы обычно ложитесь спать?
- Я ложусь в постель в 11 и сразу засыпаю!
- Что вам больше всего нравится в вашей работе?
- Ну, она интересная, за нее хорошо платят, и Мегасофт — прекрасная компания.
- Что вам не нравится в вашей работе?
- Дедлайны. Иногда очень трудно уложиться в жесткие временные рамки выполнения работ.
- Спасибо, это было очень интересно.

4. *Напишите вопросы к данным словам.*

get up — What time do you usually get up?

- 1) do in the morning
- 2) have for breakfast
- 3) get to work
- 4) do at work
- 5) do after work
- 6) hours you work
- 7) travel for work
- 8) come back from work
- 9) help about the house
- 10) do in the evening
- 11) like in your job
- 12) not like in your job
- 13) go to bed

5. *Ответьте на вопросы диктора (Audio file 4b).*

STEP 12

1. *Проверьте себя! Подберите правильный перевод к каждому выражению.*

Who do you work for?	Вы работаете на полную ставку?
What department are you in?	В какие часы вы работаете?
What are your working hours?	Где вы работаете?
Do you work full time?	Вы проводите много времени за рабочим столом?
Do you often travel for your work?	У вас хороший отпуск каждый год?
Do you get a good salary?	Вы делаете много телефонных звонков?
How often do you do overtime?	Вы работаете по гибкому графику?
Do you get a bonus?	Вы получаете премии?
Do you get a commission from sales?	Вы получаете комиссии с продаж?
Who do you report to?	Кому вы подчиняетесь?
Do you have a good holiday every year?	В каком вы отделе?
Do you make many phone calls?	Вы часто ездите в командировки?
Do you spend a lot of time at your desk?	Вы получаете хорошую зарплату?
Do you work indoors or outdoors?	Как часто вы работаете сверхурочно?
Do you work flextime?	Вы работаете в помещении или на улице?

2. Исправьте ошибки в выражениях.

For who do you work?
What department are you?
What are you working hours?
Are you work full time?
You often travel for your work?
You get a good salary?
How often you do overtime?
Do you get bonus?

Do you get commission from sales?
Who do you report?
You have a good holiday every year?
You make many phone calls?
Do you spend lot of time at your desk?
You work indoors or outdoors?
You work flextime?

DAY 2

Прослушайте все диалоги первого дня, прочитайте их вслух, сделайте задания на перевод с русского на английский, просмотрите грамматические правила и упражнения. Теперь приступайте ко второму уроку.

STEP 1 VOCABULARY

Telling time

What time is it?

1. Поставьте везде правильное время. Прочитайте и переведите стихотворение.

At five o'clock, at two o'clock, at six, at eleven, at nine o'clock, It's eight o'clock!, It's seven o'clock!, at one o'clock

It's time to get up!
It's time to clean your teeth!
Eat a sandwich and drink some tea!

It's time to go to work.
Put on your scarf and your coat!
It might be rainy and cold!
_____ we always start work.
We check our mail and do a lot of paperwork.
_____ — lunch!
It's time to eat, to chew, to munch.

We go back to work!

We finish work.
We can go home or go for a walk.
_____ We come back home again.
We watch TV or play video games.
_____ it's time to go to bed.
The working day has come to an end!

Audio file 5

2. Проверьте себя (Audio file 5).
3. What do you do at ...? Write it down! Запишите, что вы делаете в это время.

7.00 I get up.
8.00
9.00
10.00
11.00
1.00
3.00
5.00
7.00
9.00
10.00

4. Прочитайте вслух.
 06:00 — six o'clock; 06:05 — five past six; 06:15 — quarter past six; 06:30 — half past six; 06:45 — quarter to seven;
 06:55 — five to seven
5. Посмотрите на эти цифры и скажите, который час.
- | | |
|-------|--------|
| 01:00 | 04: 55 |
| 02:15 | 09:01 |
| 04:25 | 09:59 |
| 07:30 | 10:30 |
| 08:45 | 11:45 |
| 03:05 | 12:15 |

STEP 2

Daily routine

1. Дополните предложения, используя слова из списка, так чтобы получился рассказ о вашем типичном дне. Где вы поставите эти слова?
always (всегда), often (часто), usually (обычно), sometimes (иногда), rarely/seldom (редко), never (никогда).
- What do you usually do during your typical working day?
I get up early. I always get up early.
- 1) I wash my face and clean my teeth.
 - 2) I have breakfast at home.
 - 3) I go to the office by car.
 - 4) In the morning I look through (просматриваю) my emails.
 - 5) I do a lot of paperwork (работаю с бумагами).
 - 6) I have lunch at the canteen with my colleagues (коллегами).
 - 7) In the afternoon I make a lot of phone calls (множество телефонных звонков).
 - 8) I work on my computer.
 - 9) I finish work at 5.30.
 - 10) I do overtime (работаю сверхурочно).
 - 11) I buy food on the way home (по дороге домой).
 - 12) I watch TV in the evening.
 - 13) I go out with friends.
 - 14) I go to bed at about 11 o'clock.

STEP 3

Your day

1. Поставьте слова в правильном порядке и запишите вопросы.
What time do you usually get up?
- 1) Get up **what time** you **do** usually?

 - 2) Take a shower **do** you usually in the morning?

 - 3) You usually **do what** have for breakfast?

 - 4) **What time** you **do** leave home usually?

 - 5) Do you during the day **do what** usually?

 - 6) You have lunch **where do** usually?

 - 7) After lunch **do what** you usually do?

- 8) Come you **do** usually **what time** home from work?

- 9) **Do** you **do what** usually in the evening?

- 10) You go **what time do** to bed usually?



Audio file 6

2. Ответьте на вопросы диктора (Audio file 6).

STEP 4

Your job

1. Составьте вопросы и ответьте на них.

- 1) you work indoors or outdoors?
- 2) you get a high salary?
- 3) you work fulltime or part-time?
- 4) you often work long hours?
- 5) you have regular lunch breaks?
- 6) you often go on business trips?
- 7) you sometimes work at the weekend?
- 8) you work hard?

STEP 5 READING

My working day

1. Дополните рассказ о дне Чака, используя глаголы из списка. Подчеркните в тексте все слова, требующие употребления *present simple*.

get up, dress, take, look through, have, talk, shop, work, meet, come, visit, drink, clean, check, need, read, go, have, watch, have, brush, come, do, have, drive, discuss, spend, go, buy, eat, go out.

I usually get up _____ early at about 7, but when I can, I sleep a little bit later. Then I _____ a shower, _____ my hair, _____ my teeth and _____. After that I usually _____ breakfast. I don't _____ much for breakfast. I usually _____ a sandwich and _____ a cup of coffee. At 8.30 I usually _____ to work. I have a car, so I normally _____ to the office. I always _____ to the office at 9.30.

In the morning I usually _____ my schedule (расписание, график) for the day. I _____ my mail and _____ a lot of paperwork. Sometimes I go out to _____ my clients and colleagues. We often _____ lunch together at the restaurant. In the afternoon I sometimes _____ our workshops, sometimes _____ at my computer.

I work really hard and often do overtime.

I sometimes do the shopping on the way home. I usually _____ home at about 8 and have dinner with my family. For dinner I usually _____ some fish or seafood with rice and a glass of juice or wine.

We normally _____ once a month. We often go to a restaurant or a night club. We rarely go to the theatre or to museums.

In the evening I always _____ the news on TV and _____ a newspaper or a magazine. I usually _____ to bed at midnight and fall asleep immediately.

I like my job. It's very interesting. I have a good boss, friendly colleagues and a good salary. The only thing I _____ is longer holidays!

STEP 6 CONVERSATION

Your job

1. Подберите подходящий ответ на каждый вопрос.

1. What is your name?	I seldom go on business trips.
2. Where are you from?	I work for a company called Megasoft.
3. What do you do?	No, never.
4. Who do you work for?	I have a good boss and good pay.
5. Do you work part-time?	No, I work fulltime.
6. Do you sometimes do overtime?	Yes, it's interesting and I have good colleagues.
7. Do you ever work at the weekend?	I'm from Manchester.
8. Do you get a good salary?	My name is Chris.
9. Do you sometimes travel on business?	I sometimes work long hours.
10. Do like your job?	I'm an office manager.
11. What do you like best about your job?	Yes, and a bonus, too.

Audio file 7

2. Ответьте на вопросы диктора (Audio file 7).

STEP 7

Your free time /leisure

1. Вы умеете отдыхать? Пройдите тест — и узнаете! Ответьте на вопросы и занесите свои ответы в таблицу.

How often do you ...?	usually	often	sometimes	rarely	never
Play sport					
Read a book					
Eat out					
Go out with friends					
Go for a walk					
Go cycling					
Roller-skate					
Go skiing					
Go swimming					
Do fitness exercises					
Go sightseeing					
Go to museums					
Go to the theatre					
take your dog out for a walk					
Take a warm bath					

Ответы:

mostly 'usually' and 'often' — You really know how to have fun and relax after along working week. Keep doing just the same.

mostly 'sometimes' — You're OK, you have found a balance between work and leisure.

mostly 'rarely' and 'never' — Very bad! Come on, life is too short for wasting it like that! Find something interesting to do in your free time!

STEP 8

Discussing jobs

Наташа и брат Хезер, Джон, обсуждают свои профессии

Audio file 8

1. Исправьте 10 ошибок в диалоге. Прослушайте диалог и проверьте себя. (Audio file 8a)
- What's your job, John?
 - I'm a school teacher and what you do?
 - I'm an office-manager.
 - Oh, that's interesting. What company do you work for?
 - Megasoft.
 - What's your line of business?

- We are in computers.
- You like your job?
- Yes, I have good boss, comfortable office and friendly colleagues.
- Sounds great! What time do you usually start work?
- At 9 o'clock.
- What time do you usually end work?
- In about 6 pm.
- I finish work in 3 pm.
- Lucky you! What do you teach, John?
- I teach Maths.
- Oh, is it difficult?
- No, I like children and it's a very interesting job. What do you do during the day, Natasha?
- I make a lot of paperwork, do phone calls, work on my computer and help the boss of everything.
- Do you have to do long hours?
- Sometimes, when I have some urgent work to do.
- Do you have to work at the weekend?
- Very seldom.
- Do you have a company car?
- No, I don't.
- Do you get a good salary?
- Yes, I get good pay, besides I get a bonus on the end of the year.
- Thank you, that was very interesting.
- You're welcome.

2. *Прочитайте получившийся диалог вслух*

3. *Вслух переведите на английский.*

- Кем вы работаете, Джон?
- Я учитель, а чем ты занимаешься?
- Я офис-менеджер.
- Как интересно! В какой компании ты работаешь?
- Мегасофт.
- В чем вы специализируетесь?
- В компьютерном бизнесе.
- Тебе нравится твоя работа?
- Да, у меня хороший босс, удобный офис и приветливые коллеги.
- Звучит неплохо! Во сколько ты обычно начинаешь работу?
- В девять.
- Во сколько ты заканчиваешь?
- В шесть.
- Я заканчиваю работу в три часа.
- Здорово! А что вы преподаете?
- Математику.
- Это трудно?
- Нет, я люблю детей, и это интересная работа.
- А что ты делаешь в течение дня, Наташа?
- Я делаю много бумажной работы, работаю за компьютером и помогаю боссу.
- Тебе приходится работать сверхурочно?
- Иногда, когда у меня есть срочная работа.
- Тебе приходится работать по выходным?
- Очень редко.
- У тебя есть служебная машина?
- Нет.
- У тебя хорошая зарплата?
- Да, кроме того, я получаю премию в конце года.

— Спасибо, это было очень интересно.

— Пожалуйста.

4. *Ответьте на вопросы диктора (Audio file 8b).*

READING STEP 9

Types of economy

1. *Прочитайте и переведите текст.*

What a country does to survive, to function, to be competitive in our world is its economy.

Some countries live by selling natural resources to others (oil, gas, metal), some manufacture goods and export them to other countries, some grow fruit and vegetables, some sell services.

For example, Russia sells raw materials, China sells industrial goods and the UK sells educational and banking services.

People like countries specialize in different fields of activities. Some people make machines, some build houses, some drive cars, trucks or buses, some grow wheat, some teach children and provide different services.

They work in different branches of the economy: machine building, construction, agriculture, transport, space research, education and so on.

Some work in private companies, some — in state-owned ones. These companies can be big or small.

For example, Mr. Brown, Mr. Green and Mr. Grey are managers of a bike factory. They are in manufacturing. They run the factory together but each one is responsible for a certain area of work.

Mr. Brown is a low-level manager. He is a team leader. He organizes and supervises the work of 10 men who assemble bicycles. He is in charge of the production process. He checks and controls the process. He is responsible for the quality of the bicycles produced by his team.

Mr. Green is a middle-level manager. He heads the Personnel Department. He recruits new workers and employees. He is also responsible for the training of the staff.

Mr. Grey is a top level manager. He is the CEO of the factory. He coordinates the work of all the departments. His three functions are: planning, organizing and controlling.

2. *Прочитайте вслух, переводя слова в скобках на английский.*

What a country does to (выжить), to (функционировать), to be (конкурентоспособной) in our world is its (экономика).

Some countries live by selling (природные ресурсы) to others (нефть, газ, метал), some (производят) (товары) and (экспортируют) them to other countries, some grow fruit and vegetables, some sell (обслуживание).

For example, Russia sells (сырье), China sells (промышленные товары) and the UK sells (образовательные и банковские услуги).

People like countries (специализируются) in different (областях деятельности). Some people make (машины, станки), some build houses, some drive cars, trucks or buses, some grow (пшеницу), some teach children and (предоставляют услуги).

They work in different (отраслях) of the economy: (машиностроение), (строительство), (сельское хозяйство), (транспорт), (исследования космоса), (образование) and so on.

Some work in (частных) companies, some — in (государственных) ones. These companies can be big or small.

For example, Mr. Brown, Mr. Green and Mr. Grey are (менеджеры) of a bike factory. They are in (производстве). They (управляют) the factory together but each one (отвечает) for a certain (участок) of work.

Mr. Brown is a (нижнего звена) manager. He is a (бригадир, руководитель звена). He (организовывает) and (контролирует) the work of 10 men who (собирают) bicycles. He is (отвечает) of the assembly process. He (проверяет) and (контролирует) the (производственный процесс). He (отвечает) for the (качество) of the bicycles produced by his (бригадой, командой).

Mr. Green is a (среднего звена) manager. He (возглавляет) the Personnel Department. He (набирает) new (рабочих) and (служащих). He is also responsible for the (обучение) of the (персонала).

Mr. Grey is a (высшего звена) manager. He is the (исполнительный директор) of the factory. He (координирует) the work of all the (отделов). His three (функции) are: (планирование), (организация) and (контроль).

3. *Ответьте на вопросы.*

1) What does Russia sell?


2) What does China sell?

- 3) What does England sell?
- 4) What fields do people specialize in?
- 5) What types of companies do you know?
- 6) What is Mr. Brown's job? What is he responsible for?
- 7) What is Mr. Green's position? What is he responsible for?
- 8) What's Mr. Grey's position? What is he in charge of?

‡ SELF TEST 8

1. *Ответьте «да» или «нет».*
 - 1) Для образования вопроса в простом настоящем времени всегда используется вспомогательный глагол do.
 - 2) Для образования вопроса вспомогательный глагол ставится перед подлежащим.
 - 3) Вспомогательный глагол в вопросе всегда ставится после вопросительного слова.
 - 4) Вспомогательный глагол do/does имеет краткую отрицательную форму.
2. *Поставьте слова в правильном порядке для образования вопроса.*
 - 1) name what is your?
 - 2) are where from you?
 - 3) do do what you?
 - 4) do who work for you?
 - 5) part-time you do work?
 - 6) do sometimes do you overtime?
 - 7) you at weekends sometimes do work?
 - 8) you a good salary do get?
 - 9) you sometimes do travel on business?
 - 10) your job like you do?
3. *Добавьте «do» или «does» для образования вопроса.*
 - 1) you work indoors or outdoors?
 - 2) he get a high salary?
 - 3) she work fulltime or part-time?
 - 4) they often work long hours?
 - 5) you have regular lunch breaks?
 - 6) Mr. Green often go on business trips?
 - 7) Mary sometimes work at weekends?
 - 8) they work hard?
4. *Найдите и исправьте ошибки в написании форм глагола.*
gos, drives, dos, translates, dies, workes, talks, writes, reades, runs, hops, stops, washs, cooks, smashes, bakes, repeats, catches, helps, presses, cleans, plays, flies, cryes, trys, says, studis, replies, buys.
5. *Найдите ошибки в выражениях:*
 Start to working, make a lot of paperwork, take lunch, make a shower, look out emails, check in the schedule, make the shopping, meet workshops, make overtime, do a good salary, travel at business, work hardly, check in documents, work long hour, make flextime, go lunch, talk from the phone
6. *Впишите перевод:*
 always — _____
 often — _____
 usually — _____
 sometimes — _____
 rarely/seldom — _____
 never — _____.
7. *Проверьте себя (правильные ответы — в конце учебника) и поставьте себе оценку.*

Lesson 9



Дорогой читатель, в этой главе мы поговорим о самом дорогом — наших домашних, друзьях и коллегах!

DAY 1

ПОЛЕЗНЫЕ СЛОВА И ВЫРАЖЕНИЯ

Audio file 1

1. *Прослушайте и повторите за диктором (Audio file 1).*

He is a public servant. — Он чиновник.
He has many social benefits. — Он имеет много социальных льгот.
He travels a lot on business. — Он часто ездит в командировки.
He meets clients. — Он встречается с клиентами.
He talks to customers. — Он разговаривает с заказчиками.
He works long hours. — Он работает допоздна.
He has a comfortable office. — У него комфортабельный офис.
He has a company car. — У него машина от компании.
He never does the shopping. — Он никогда не ходит по магазинам.
He never does the ironing. — Он никогда не гладит.
He never does the vacuuming. — Он никогда не пылесосит.
He never does the washing up. — Он никогда не моет посуду.
He never tidies the rooms. — Он никогда не прибирает комнаты.
He never does the cooking. — Он никогда не готовит.
He never makes his bed. — Он никогда не убирает кровать

My boyfriend

Audio file 2

Хезер жалуется Наташе на своего парня.

1. *Прослушайте рифмовку (Audio file 2a).*

Heather: He never does the dishes!
He never cleans the flat!
He never does the rooms!
He never makes his bed!
He never goes shopping!

Хезер: Он никогда не моет посуду.
Он никогда не убирает квартиру.
Он никогда не убирает комнаты.
Он никогда не заправляет постель.
Он никогда не ходит в магазин.

<p>He always comes home late! He always watches football. He often eats in bed. He's always very busy! Sometimes he works till ten! He never takes me out! Natasha: Why don't you leave him then? Heather: Well, he can be really charming. And he's quite a handsome man. Besides, I think I love him! Natasha: If you love him, don't complain!</p>	<p><i>Он всегда приходит домой поздно. Он всегда смотрит футбол. Он часто ест в постели. Он вечно занят! Иногда он работает до десяти. Он никогда никуда со мной не ходит. Наташа: Почему же ты его не бросишь? Хезер: Ну, он может быть очень обаятельным. И он довольно красивый мужчина. Кроме того, я думаю, что люблю его! Наташа: Если любишь, не жалуйся!</i></p>
--	---

2. *Повторите рифмовку за диктором (Audio file 2b)*
3. *Поставьте все глаголы в скобках в простом настоящем времени и прочитайте рифмовку.*

He never (do) the dishes!
He never (clean) the flat!
He never (do) the rooms!
He never (make) his bed!
He never (go) shopping!
He always (come) home late!
He always (watch) football
He often (eat) in bed.
He always (be) very busy!
Sometimes he (work) till ten!
He never (take) me out!
Why don't you leave him then?
Well, he can be really charming.
And he's quite a handsome man.
Besides, I (think) I (love) him!
If you (love) him, (not/complain)!
4. *Составьте вопросы и ответьте на них.*

Does he ever do the dishes? No, he doesn't!

 - 1) he ever (do) the dishes?
 - 2) he ever (clean) the flat?
 - 3) he ever (do) the rooms?
 - 4) he ever (make) his bed?
 - 5) he ever (go) shopping?
 - 6) he always (be) busy?
 - 7) he always (watch) football?
 - 8) he ever (eat) in bed?
 - 9) he ever (take) her out?
 - 10) he (be) charming?
 - 11) he (be) handsome?
5. *Вернитесь к заданию 1, закройте английский текст и вслух переведите рифмовку с русского на английский.*
6. *Ответьте на вопросы.*

Who in your family:
clears the table, does the cooking, does the shopping, does the washing, does the washing up, makes the beds, does the vacuuming, does the gardening, lays the table, tidies the rooms, looks after the children, washes the car, looks after the pets?
7. *Расскажите о своем муже (жене, друге, подруге).*

1. Мы задали Джерри вопросы о работе ее мужа. Подберите ответы к вопросам и расскажите о его рабочем дне.

1. What's his job?	He does a lot of paperwork and takes part in meetings.
2. When does he usually start work?	Very seldom. Once or twice a year.
3. What does he do during the day?	About 40 hours a week.
4. Does he sometimes work long hours?	From 9 am to 5 pm.
5. Does he have to travel on business?	Yes, he gets good pay and a monthly bonus.
6. How many hours a week does he work?	He is a manager of a big bank.
7. Does he get a good salary?	At 9 am.
8. Does he work part-time or full time?	He works full time.
9. What hours does he work?	It is very important and he meets a lot of interesting people.
10. What does he like best about his job?	Sometimes when he has a lot of work to do.

1. Дополните приведенные ниже вопросы глаголами из списка. Обратите внимание на то, что к этим глаголам «s» не прибавляется!

do, come, work, have, buy, get, take, start, make, travel, do, go, finish, do, have lunch, have, watch

What does he do? He's a public servant. (чиновник)

- Where does your husband _____? In the city hall.
 - What time does he _____ work in the morning? At 10 am.
 - What does he _____ during the day? He talks with his colleagues and discusses the problems of his district.
 - Does he _____ many phone calls? Yes, he does.
 - Where does he _____? At the restaurant.
 - Does he often _____ on business? Yes, he often travels abroad.
 - What does he _____ in the afternoon? He takes part in press-conferences and discussions.
 - What time does he _____ work? At 5 pm.
 - When does he usually _____ home from work? At 6 pm.
 - Does he _____ a good salary? Yes, he gets a good salary, a monthly bonus and many social benefits.
 - Does he ever _____ food on the way home? Yes, sometimes he does the shopping.
 - Does he often _____ TV in the evening? No, seldom watches TV. He prefers doing sport and eating out with friends.
 - Does he _____ a company car? Yes, he has a car with a driver, a cell phone and a comfortable office.
 - Where does he usually _____ for a holiday? He usually goes to exotic countries and stays at the best hotels.
 - Does he _____ a hobby? Yes, he likes hunting, fishing and traveling.
2. Напишите рассказ о муже Наташи.
Natasha's husband is a public servant...

Your friend

1. Прочитайте правило

Специальный вопрос, если подлежащее стоит в 3-м лице ед. числа (он, она, оно), образуется при помощи вспомогательного глагола «does».

2. Добавьте вспомогательный глагол для образования вопросов и запишите их.

What time does he usually get up?

- What/your friend/do?
- What time/he (she) /usually/get up?
- What/he/usually/do/ during the day?
- When/he/usually/finish/work?

- 5) When/he/usually/come home from work?
- 6) What food /he/ like to eat?
- 7) He/have/a hobby?
- 8) He/play sports?
- 9) He/like/reading?
- 10) What films/he/prefer?
- 11) What books/he/like?
- 12) How often/he/go out?
- 13) What time/he/go to bed/usually?

Audio file 3. Your friend

3. Ответьте на вопросы диктора (Audio file 3).

STEP 5

Questions starting with “Who...? What ...?” (Вопрос к подлежащему, начинающийся со слов: «кто, что»)

1. Прочитайте правило.

Кто это сделал? Что это такое?

В подобных вопросах вспомогательный глагол не требуется. Вместо подлежащего просто ставится вопросительное местоимение «Who» или «What».

1. Who has a new car? 2. Who knows the answer? 3. What is on the table?

2. Ответьте на вопросы.

- 1) Who is your office manager?
- 2) Who in your family has a car?
- 3) Who in your office speaks English?
- 4) Who in your family has a dog?
- 5) Who in your office is very popular? Unpopular? Why?
- 6) Who works really hard?
- 7) Who in your office works at weekends?
- 8) Who in your office works long hours?

3. Задайте вопросы к следующим предложениям:

Jennifer is a teacher. — Who is a teacher?

- 1) Linda studies English.
- 2) Tim is a good manager.
- 3) Mary is a nice girl.
- 4) My friend has a car.
- 5) Linda has a brother.
- 6) Willy likes playing basketball.
- 7) Nicky can swim.
- 8) Mary should study more.

STEP 6 WRITING

1. Наташа спрашивает Хезер о ее брате. Какие вопросы она задала? Запишите их!

_____?
His name is Den.

_____?
He is 30.

_____?
He is a teacher.

_____?

He teaches math.

_____?

Yes, he is married.

_____?

Yes, he has a son.

_____?

44, Oak Street, London.

_____?

756-23-49.

_____?

No, he works flextime.

_____?

No, he never does overtime.

_____?

Yes, he sometimes works at weekends.

_____?

In his free time he likes doing sport and watching movies.

_____?

His favorite sport is football.

_____?

He does judo and plays tennis.

_____?

His favorite writer is Shakespeare.

_____?

His favorite actor is Bruce Willis.

_____?

His favorite band is U2.

_____?

Yes, he has a car.

_____?

Yes, he likes his job. It's interesting, it pays well and he has long holidays.

VOCABULARY

STEP 7

The days of the week: Sunday, Monday, Tuesday, Wednesday, Thursday, Friday, Saturday

Would you like to go to: the movies, the theatre, the swimming pool, the concert, the gym, the park

1. *Прочитайте диалог.*

Would you like to go to the park with me?

Would you like to go to the park with me?

Yes, with pleasure! What's a good day for you?

Could we meet on Friday?

Friday is fine.

What's a good time for you?

Let's meet at five.

Audio file 4

2. *Попрактикуйтесь в диалоге с диктором (Audio file 4).*

3. *Вставьте пропущенные буквы:*

M_ nday, Tu_ sday, We_ nesday, T_ ursday, Fr_ day, Sat_ rday, S_ nday, Wed_ esday, Th_ rsday, F_ iday, Mo_ day, T_ es-
day, S_ turday, Su_ day

Fri_ __, Sa_ _ _ day, M_ _ _ ay, T_ _ _ _ day, S_ _ _ ay, T_ _ _ day, W_ _ _ _ day

STEP 8

1. *Прочитайте названия времен года и месяцев.*

The seasons: winter, spring, summer, autumn

The months of the year: January, February, March, April, May, June, July, August, September, October, November, December

2. Впишите названия месяцев в нужную графу:

winter	spring	summer	autumn

STEP 9 GRAMMAR PREPOSITIONS

Prepositions of time

1. Просмотрите таблицу и сравните случаи употребления предлогов.

Трудность в том, что основные предлоги времени: **in, on, at** — переводятся на русский одинаково, как «в».

in	at	on
in the morning	at 9 o'clock	on Sunday
in the evening	at noon (part of the day)	on Mondays
in the afternoon	at night	on Tuesday morning
in December (months)	at midnight	on Friday afternoon
in winter (seasons)	at Christmas	on September 1 st
in 1999 (years)	at Easter	on my birthday

2. Вставьте правильный предлог:

- 1) _____ Sunday
- 2) _____ Jun
- 3) _____ 2020.
- 4) _____ April 1st
- 5) _____ Monday morning
- 6) _____ the afternoon
- 7) _____ winter
- 8) _____ 3 o'clock
- 9) _____ noon
- 10) early _____ the morning
- 11) late _____ night
- 12) _____ December 31st
- 13) _____ Christmas
- 14) _____ your birthday
- 15) _____ 1720
- 16) _____ half past four
- 17) _____ summer
- 18) _____ any season

STEP 10 CONVERSATION

Are you married?

Audio file 5

1. Добавьте вспомогательные глаголы для образования вопросов и запишите их. Проверьте себя по диску (Audio file 5a)

- Hello. I'm Natasha.
- Hi, I'm John. Where/ you from?
- I'm from Russia.
- What/ your job?

- I'm a sales manager. What/ your job?
- I'm a receptionist.
- /it a good job?
- Yes, it is. It's interesting, it pays well and I meet a lot of different people. How about your job?
- It's OK. I have a good office, a good boss and friendly colleagues.
- /you married?
- Yes, I am. How about you?
- I'm engaged. My girlfriend works in a bank.
- /you have a big family?
- We are a family of four — Mum, Dad, my brother and me. /you have children, Natasha?
- No, we don't have any children yet.
- What/ your husband's job?
- He's a public servant.
- Oh, that's interesting.
- Yes, he has a good job. It pays well and he has a lot of social benefits.
- I see.
- What/ you like doing in your free time?
- We usually go to the cinema or the theatre.
- What/ your favorite film?
- «Kill Bill».
- Oh, it's a thriller. I don't like them. They are too violent. I prefer comedies.
- What/ your favorite film?
- "Police Academy".
- What/ you like doing at the weekend?
- We usually go to pubs, restaurants and nightclubs.
- /you like sports?
- Yes, I do.
- What/ your favorite sport?
- Football.
- I prefer tennis. Who /your favorite sports star?
- My favorite athlete is Maradona and who/ your favorite sports star?
- My favorite athlete is Sharapova. She's great!
- One more cup of tea?
- Yes, please.
- /you need sugar?
- No, thank you.
- Here's a nice cake. Help yourself.
- Thank you.

2. *Прочитайте и переведите диалог.*

3. *Ответьте на вопросы диктора (Audio file 5b).*

4. *Переведите на английский.*

- Привет, я Наташа.
- Привет, я Джон. Откуда ты, Наташа?
- Я из России.
- Кем ты работаешь?
- Я менеджер по продажам, а кем ты работаешь?
- Я секретарь в приемной.
- Тебе нравится твоя работа?
- Да, она интересная. Она хорошо оплачивается, и я встречаю много новых людей, а как насчет твоей работы?
- Нормально. У меня комфортабельный офис, хороший босс и приветливые коллеги.
- Ты замужем?
- Да, а ты?

- Я помолвлен. Моя девушка работает в банке.
- У тебя большая семья?
- Из четырех человек. Папа, мама, брат и я. А у тебя есть дети, Наташа?
- Нет, пока нет.
- Кем работает твой муж?
- Он чиновник.
- Интересно.
- Да, это хорошая работа. Она хорошо оплачивается, и у него много льгот.
- Понятно.
- Что ты любишь делать в свободное время?
- Мы обычно ходим в кино или театр.
- Какой твой любимый фильм?
- «Убить Билла».
- О, это триллер. Я их не люблю. Они слишком жестокие. Я предпочитаю комедии.
- Какой твой любимый фильм?
- «Полицейская академия».
- Что вы делаете по выходным?
- Мы обычно ходим в пабы, рестораны и ночные клубы.
- Ты любишь спорт?
- Да, какой твой любимый спорт?
- Футбол.
- Я предпочитаю теннис. Кто твоя любимая звезда спорта?
- Мой любимый спортсмен — Марадона, а у тебя?
- Моя любимая спортсменка — Шарапова. Она великолепна!
- Еще чашечку чая?
- Да, пожалуйста.
- Тебе нужен сахар?
- Нет, спасибо.
- Вот неплохой торт. Угощайся.
- Спасибо.

STEP 11 READING

¶ 1. *Поставьте глагол в скобках в правильной форме.*

Jerry Sutton (be) the General Director of Megasoft. She (work) very hard. Most of the time she (travel) abroad and (meet) international customers and partners in other countries.

Each year she (make) two trips to Europe and 4-5 trips to Asia.

When Jerry (be) at home she (get) up at about 6 am every day. She (live) in the suburbs of London with her husband, two children and a dog. They (have) a nice house with a garden. In the morning she (drive) to the fitness club and (do) exercises for an hour, after the workout she (have) breakfast at the club and (go) to work. She always (come) to the office early at about 8 am.

In the morning she (talk) to the managers, (give) orders to the staff and (make) plans for the company.

Jerry usually (have) lunch at the canteen but sometimes she (eat) out with some important clients.

In the afternoon she (work) at her computer and (read) and (write) many emails. Sometimes she (chair) meetings and (take) part in discussions.

Jerry usually (finish) work at 6 pm and (come) home at 7 pm. They normally (have) dinner at home, but sometimes they (go) out together and (eat) at a restaurant.

In the evening Jerry and her family (watch) TV or DVDs. Sometimes they (read) before bed.

At the weekend Jerry (do) a lot of housework. She (tidy) the rooms, (do) the washing, (wash) the dishes and her husband (do) the vacuuming and (wash) the car. They usually (do) the shopping and the cooking together.

In her free time Jerry (go) biking and swimming. She (be) very hardworking but she (find) time for herself and her family.

1. Проверьте себя! Подберите правильный перевод к каждому выражению.

He is a public servant. He has many social benefits. He travels a lot on business. He meets clients. He talks to customers. He works long hours. He has a comfortable office. He has a company car. He never does the shopping. He never does the ironing. He never does the vacuuming. He never does the washing up. He never tidies the rooms. He never does the cooking. He never makes his bed.	У него комфортабельный офис. Он встречается с клиентами. Он никогда не гладит. Он имеет много социальных льгот. Он разговаривает с заказчиками. Он никогда не пылесосит. Он никогда не прибирает комнаты. Он никогда не убирает кровать Он никогда не моет посуду. У него машина от компании. Он никогда не готовит. Он работает допоздна. Он никогда не ходит по магазинам. Он много часто ездит в командировки. Он чиновник.
---	--

2. Найдите ошибки в выражениях.

He is public servant.
 He have many social benefits.
 He travel a lot on business.
 He meet clients.
 He talk to customers.
 He work long hours.
 He have a comfortable office.

He have a company car.
 He never do the shopping.
 He never do the ironing.
 He never do the vacuuming.
 He never do the washing up.
 He never tidy the rooms.
 He never do the cooking.
 He never make his bed.

DAY 2

Прслушайте все диалоги первого дня, прочитайте их вслух, сделайте задания на перевод с русского на английский, просмотрите грамматические правила и упражнения. Теперь приступайте ко второму уроку.

VOCABULARY **STEP 1**

My week

1. Поставьте предложения в таком порядке, чтобы получилось стихотворение.

Every week has seven days	On Saturday I cut the grass.
On Tuesday I learn to cook.	On Thursday I wash my cat.
On Friday I go to class.	On Sunday I have a rest.
On Monday I read my book.	On Wednesday I clean my flat.
This day, I believe, is the best!	That you can spend in different ways!

Audio file 6

- 2. Прслушайте диск и проверьте себя (Audio file 6).
- 3. Напишите, что вы делаете в разные дни недели.



On Sunday	On Monday	On Tuesday	On Wednesday	On Thursday	On Friday	On Saturday

STEP 2

Audio file 7

1. Дополните вопросы нужными вспомогательными глаголами и впишите их. Прослушайте диск, проверьте себя (Audio file 7).

Uncle Andy

Dear Uncle Andy, what you do on Sunday?

On Sunday I relax. I always have a rest.

Dear Uncle Andy, what you do on Monday?

On Monday I go to work. I start work at 9 o'clock.

Dear Uncle Andy, what you do on Tuesday?

On Tuesday I play sport and walk with my dog, Spot.

Dear Uncle Andy, what you do on Wednesday?

On Wednesday I go for a run. Running is fun.

Dear Uncle Andy, what you do on Thursday?

Thursday is full of work. I finish work at 8 o'clock.

Dear Uncle Andy, what you do on Friday?

On Friday the working week ends and I go out with friends.

Dear Uncle Andy, what you do on Saturday?

On Saturday I watch TV. It's the best day for me!

2. Прочитайте диалог.

3. Ответьте на вопросы:

1) What does he do on Monday?

2) What does he do on Tuesday?

3) What does he do on Wednesday?

4) What does he do on Thursday?

5) What does he do on Friday?

6) What does he do on Saturday?

7) What does he do on Sunday?

STEP 3 GRAMMAR

Модальные глаголы: have to/ have got to, need (приходиться, быть вынужденным)

1. Прочитайте правило

Have to/ have got to — быть вынужденным

I have to do it! (Я должен, мне приходится это сделать.)

I don't have to do it! (Мне этого делать.)

Need — нуждаться

Do you need a new car? Yes, I do.

Do you need a country house? No, I don't.

2. Прочитайте и переведите стихотворение.

I don't need a dog, I don't need a cat,

I don't need a car, I don't need a flat.

I don't need all the things that money can get!

I don't need money! I need a friend.

3. Ответьте на вопрос.

What do you need from life?

Do you need ...?	love friendship health a family a car a mobile phone a personal computer a comfortable flat a country house a good salary a pet long holidays
-------------------------	--

Stress in your life
have to/ have got to

1. В вашей жизни много стресса? Пройдите тест — и узнаете!
I have to get up early but I don't have to travel long distances to work.

Do you have to...?	Yes, I do.	No, I don't.
get up early travel long distances to work spend hours at your computer skip lunches (пропускать) work at weekends do a lot of paperwork check important documents do overtime do a lot of housework do the dishes do the vacuuming tidy the rooms do the shopping work really hard		

Ответы

More than 7 «yes»? Your life is too stressful. Maybe it's time to change something?

2. Используя слова и выражения из предыдущего задания и расскажите, что вам приходится делать в рабочие дни и что не нужно делать по выходным.

On weekdays I have to get up early.	At weekends I don't have to get up early.
-------------------------------------	---

The Imperative (повелительное наклонение)

1. Прочитайте правило.

Повелительное наклонение = неопределенная форма глагола без частицы «to»

I'm fat! — Stop eating fast food!

I'm poor! — Find a well-paid job.

I'm tired! — Go for a walk!

Для построения отрицательной формы используйте «don't»

I'm sleepy in the morning. — Don't stay up late!

I'm overweight! — Don't eat dinner!

2. Подберите рекомендацию к каждой проблеме и узнайте, как улучшить свои результаты.

Problem:	Recommendation:
1. I can't remember the phrases in the dialogues.	Read the explanations again.
2. I don't understand grammar.	1. Listen to your CD every day.
3. My pronunciation is bad.	Listen to your CD in the car or in the public transport.
4. I don't understand anything when people speak to me.	You already know Russian. Russian is more difficult than English. Think positively and everything will be all right!
5. I have no progress.	Read aloud. Close one ear and listen to your voice.
6. I don't have time for studying at home.	Listen to your CD and translate every phrase aloud!
7. I'm not sure I'll be able to learn English.	Go to the first chapters and look through them again. Are you sure you have no progress?

STEP 6

When you go to a party

1. *Расставьте строчки в правильном порядке, и вы узнаете, как нужно вести себя в гостях.*

When you go to a party, remember these rules:

Don't shout! Don't fight.
Don't drop food from your plate.
Bring a bunch of roses.
Don't eat with your hands.
Try to be polite.
Don't be late!
Don't blow your nose.
Be nice to your friends.

Audio file 8

2. *Проверьте себя по диску (Audio file 8).*

STEP 7 VOCABULARY

Adjectives

1. *Подберите к каждому слову (левый столбец) антоним из правого столбца.*

Strong (сильный)	Unpleasant
Efficient (эффективный)	Weak
Hardworking (трудолюбивый)	Inefficient
Honest (честный)	Lazy
Cheap (дешевый)	Difficult
Pleasant (приятный)	Dirty
Intelligent (умный, образованный)	Stupid
Modern (современный)	Dishonest
Easy (легкий)	Ugly
Clean (чистый)	Short
Handsome (красивый)	Old-fashioned
Tall (высокий)	Expensive

1. *Расскажите о ком-нибудь, кто вам нравится, и о том, кто не нравится, используя слова из таблицы, по образцу. My boyfriend is very nice. He is honest, hardworking and intelligent.*

STEP 8 READING

Uncle Andy

1. *Прочитайте и переведите текст.*

Heather has an uncle. His name is Andy Moneybags. He's about fifty. He's her father's brother.

Andy is a bank manager. He works in a bank. He likes his job. He says his job is very interesting and it pays well.

Uncle Andy usually gets up very early at 6 am, takes a shower, has breakfast and goes to work. He normally drives there in a big black limousine. He usually starts work at 8 o'clock. In the morning he does a lot of paperwork, makes phone calls and talks to his clients. Then he has lunch at a café and goes back to work. In the afternoon he works at his computer and has meetings. He works really hard and often takes work home. Andy normally finishes work at 8 pm and comes home at 9 pm. That's why he doesn't have a family, he only has a housekeeper. He doesn't have a dog or a cat, but he has a big house with a garden, 6 cars and a yacht.

Andy cannot ski or skate but he can drive a car. He never plays sports, that's why he's not very healthy, besides, he smokes too much.

Uncle Andy doesn't like singing or dancing. He doesn't like shopping because he doesn't like spending money. His hobby is making money. His favorite occupation is working. He's a workaholic.

Andy never goes to the cinema or to the theatre, he never travels. He has no friends. He has no time for that. He's too busy.

To feel good Uncle Andy needs a lot of money. He'll only be happy when he becomes a billionaire.

2. Вставьте пропущенные глаголы и перескажите рассказ.

- 1) Uncle Sam _____ about 50.
- 2) He _____ a manager. He _____ an accountant.
- 3) He _____ in a bank. He _____ at a factory.
- 4) He usually _____ early at 6 am.
- 5) He usually _____ to work in a big limousine.
- 6) In the morning he _____ a lot of paperwork.
- 7) In the afternoon he _____ at his computer.
- 8) He always _____ home late.
- 9) He _____ a family but he _____ a housekeeper.
- 10) He _____ ski or skate but he _____ drive a car.
- 11) He _____ spending money, he _____ making money.
- 12) He never _____ to the cinema or the theatre.
- 13) To feel happy Uncle Sam _____ a lot of money.
- 14) He _____ to become a billionaire.
- 15) He _____ very healthy because he _____ too much.

3. Прочитайте и запомните слова и выражения, представленные в таблице ниже.

do paperwork — работать с бумагами	healthy — здоровый
make phone calls — звонить по телефону	busy — занятой
attend meetings — присутствовать на встречах	too much — слишком
housekeeper — домработница	spend money — тратить деньги
kitchen — кухня	make money — зарабатывать деньги
garage — гараж	workaholic — трудоголик
white — белый	that's why — вот почему
	besides — кроме того

VOCABULARY

STEP 9

1. Прочитайте и переведите стихотворение:

Four apples divided by two?
Two for me and two for you!
Six sweets divided by two?
Three for me and three for you!
Six cakes divided by three?
Three for you and three for me!

2. Сколько получится? *How much is it? Count and say!*

4 : 2 =	15 : 3 =
6 : 3 =	20 : 4 =
8 : 4 =	25 : 5 =
10 : 2 =	36 : 6 =
9 : 3 =	

STEP 10

Where does he/she work? What does he/she do?

1. Подберите к каждой работе (левый столбец) подходящие обязанности из правого столбца.

Job	Responsibilities
a secretary	in a restaurant
a manager	in a school
an engineer	in a hospital
a professor/ a lecturer	in an office
a teacher	in a call center
a doctor	in a factory
a factory worker	in a museum

Job	Responsibilities
a shop assistant/ salesman a nurse a librarian (библиотекарь) a cook a driver a waiter/ waitress a call center worker a guide (гид) an actor	in a university in a car, in a bus in a shop in a theatre in a library

2. Подберите к каждой работе (левый столбец) подходящее описание из правого столбца.

Job	Responsibilities (обязанности)
a secretary a manager an engineer a professor/ a lecturer a doctor a factory worker a shop assistant/ salesman a nurse a librarian (библиотекарь) a cook a teacher a waiter/ waitress a call center worker a guide (гид) an actor a TV host (ведущий) a newsreader (диктор)	works with machines teaches children helps patients works with the staff, writes reports brings food to customers gives lectures <i>does a lot of paper work, answers phone calls</i> gives pills and makes injections acts in plays, in films sells food and clothes hosts talk shows and other TV programs answers phone calls, gives advice to clients shows tourists around tells us the news gives books to readers cooks food for clients organizes work in a factory

3. Расскажите, как называется ваша должность, где вы работаете и чем занимаетесь.

STEP 11 CONVERSATION

Family Album

Heather tells Natasha about her uncle

Audio file 9

- Дополните вопросы необходимыми вспомогательными глаголами и запишите их. Проверьте себя по диску (Audio file 9).
 - Who/he?
 - He's my uncle.
 - What/ his name?
 - Sam.
 - What/ his job?
 - He's a bank manager.
 - Where/he work?
 - In a big bank.
 - What /he usually do during the day?
 - He works with financial documents.
 - What time/ he usually start work?
 - At 8 am.
 - So early? What time/ he finish work?

- At about 8 pm. He's a workaholic!
 - What a long working day! He really works long hours. He/ married?
 - No, he isn't.
 - He /have a nice house?
 - Yes, he has a big house, six cars and a yacht!
 - Oh, he's really wealthy!
 - But he isn't very healthy! Besides, he smokes too much.
 - What/he like doing in his free time?
 - He has no free time. Sometimes he even works at the weekend.
 - Oh! He ever/ go out with friends?
 - No, he has no friends. He has no time for friends. He's too busy.
 - He/ ever travel?
 - He only travels on business.
 - He/ happy?
 - I don't think so. He wants to have more money. He'll only be happy when he becomes a billionaire!
 - Oh, dear!
2. Прочитайте диалог вслух.
3. Переведите на английский.
- Кто это?
 - Это мой дядя.
 - Как его зовут?
 - Сэм.
 - Кем он работает?
 - Он менеджер банка.
 - Где он работает?
 - В большом банке.
 - Что он делает в течение дня?
 - Он работает с финансовыми документами.
 - Когда он обычно начинает работу?
 - В восемь утра.
 - Так рано? А во сколько заканчивает?
 - Около восьми. Он трудоголик!
 - Какой длинный рабочий день! Да, он работает сверхурочно! А он женат?
 - Нет.
 - У него большой дом?
 - Да, большой, шесть машин и яхта!
 - О, так он очень богат!
 - Но он не слишком здоров. К тому же он слишком много курит.
 - А что он делает в свободное время?
 - У него нет свободного времени. Иногда он работает даже в выходные.
 - О, а он куда-нибудь ходит с друзьями?
 - Нет, у него нет друзей. У него нет времени на друзей. Он слишком занят.
 - Он когда-нибудь путешествует?
 - Только ездит в командировки.
 - Он счастлив?
 - Не думаю, он хочет больше денег. Он будет счастлив, только когда станет миллиардером!
 - Боже мой!

† SELF TEST 9

1. Ответьте «да» или «нет».
- 1) Для образования повелительного наклонения используется глагол без частицы «to».
 - 2) Для образования отрицательной формы повелительного наклонения используется «not».

- 3) Три основных предлога времени переводятся на русский одинаково.
 4) В вопросе к подлежащему меняется порядок слов.
 5) В вопросе к подлежащему подлежащее заменяется на вопросительное местоимение.

2. *Обведите правильный предлог:*

1) I usually get up _____ 7 o'clock.

in on at

2) I normally study _____ the morning.

in on at

3) I usually have lunch _____ noon.

in on at

4) School always starts _____ September 1st.

in on at

5) We usually have holidays _____ winter.

in on at

6) My birthday is _____ June 16th.

in on at

7) My dad comes from work late _____ the evening.

In on at

8) Late _____ night you can see the stars in the sky.

in on at

9) We usually finish studies _____ 2 o'clock.

in on at

10) I never study _____ Sundays.

in on at

11) We sometimes study _____ Saturday morning.

in on at

12) I always go to the country house _____ summer.

in on at

13) I go to the sports club _____ Wednesdays and _____ Fridays.

in on at

14) I always get good presents _____ my birthday.

in on at

3. *Поставьте общий вопрос. Поставьте вопрос к подлежащему.*
Mary studies French. What does Mary study? Who studies French?

- 1) The computer is on the table.
- 2) John and Linda often work together.
- 3) Emily has a car.
- 4) Tom needs a dog.
- 5) Nicky is tired.
- 6) Willy has a cat.
- 7) This house is very beautiful.
- 8) My father usually goes to work by car.
- 9) This car is new.
- 10) My mum is a nurse.
- 11) Mr. Black is an astronaut.

- 12) We like studying English.
 13) My boss works very hard.
 4. Составьте вопросы с данными словами по данному образцу.
name? What is his name? John.

- 1) age? _____
- 2) job? _____
- 3) company? _____
- 4) work indoors or outdoors? _____
- 5) work long hours? _____
- 6) get a good salary? _____
- 7) often travel on business? _____
- 8) married? _____
- 9) has children? _____
- 10) likes cooking? _____
- 11) favorite food? _____
- 12) likes reading? _____
- 13) favorite writer? _____
- 14) likes watching movies? _____
- 15) favorite music? _____
- 16) likes doing in his/her free time? _____

5. Подберите перевод к английскому слову.

1. a secretary	инженер
2. a manager	учитель
3. an engineer	профессор
4. a professor/ a lecturer	полицейский
5. a teacher	врач
6. a doctor	библиотекарь
7. a factory worker/ a workman	менеджер
8. a shop assistant/ salesman	официант
9. a nurse	актер
10. a librarian	диктор
11. a cook	политик
12. a driver	ученый
13. a waiter/ waitress	работник справочного центра
14. call center worker	медсестра
15. a guide (гид)	ведущий
16. an actor	секретарь
17. a policeman/ a cop	пилот
18. a politician	продавец
19. a scientist	рабочий
20. a pilot	повар
21. a newsreader	водитель
22. a TV host	гид

6. Проверьте себя (правильные ответы — в конце учебника) и поставьте себе оценку.

Lesson 10



Дорогой друг, вот мы уже и прошли больше половины курса. Пора в ресторан, отметить это достижение!

DAY 1

ПОЛЕЗНЫЕ СЛОВА И ВЫРАЖЕНИЯ

Audio file 1

1. *Прослушайте и повторите за диктором (Audio file 1).*

Hello. Please, have a seat. — Здравствуйте. Пожалуйста, садитесь.

Here's the menu. — Вот меню.

What would you like to eat? — Что вы будете заказывать?

What would you recommend? — Что бы вы порекомендовали?

I don't like fish. — Я не люблю рыбу.

Can I have some seafood? — Можно мне морепродукты?

OK, I'll take it. — Хорошо, возьму.

Any side order? — Какой-нибудь гарнир?

I'd like some water. — Я бы хотел воды.

Still or sparkling? — Без газа или с газом?

Sparkling, please. — С газом.

May I have some ketchup, please? — Можно мне кетчуп?

Enjoy your food. — Приятного аппетита.

Can we have the bill? — Можно нам счет?

How would you like to pay? — Как бы вы хотели оплатить?

We'll pay cash. — Мы заплатим наличными.

STEP 1

At the restaurant

Audio file 2

1. *Прослушайте диалог (Audio file 2a)*

What would you like to eat? (at the pub)	Что вы будете есть? (в пабе)
Waiter: Hello. Please, have a seat. Here's the menu. What would you like to eat?	Официант: Здравствуйте. Пожалуйста, садитесь. Вот меню. Что вы будете есть?
Jerry: I don't know... What would you recommend?	Джерри: Я не знаю. Что бы вы порекомендовали?
Waiter: A steak for you and fish for your friend.	Официант: Вам бифштекс и рыбу вашей подруге.
Jerry: It sounds good. I'll take the steak, fried potatoes, a salad and a cake.	Джерри: Звучит неплохо. Возьму бифштекс, жареную картошку, салат и пирожное.
Natasha: I don't like fish. Can I have some seafood?	Наташа: Я не люблю рыбу. Можно мне морепродукты?
Waiter: Yes, take our shrimps. They are really good.	Официант: Да, возьмите креветки. Они действительно хорошие.
Natasha: OK, I'll take them.	Наташа: Хорошо, возьму.
Waiter: Any side order?	Официант: Какой-нибудь гарнир?
Natasha: I'd like some rice and please, bring me some water.	Наташа: Возьму рис, и принесите мне воды.
Waiter: Still or sparkling?	Официант: Без газа или с газом?
Natasha: Sparkling, please	Наташа: С газом, пожалуйста.
Jerry: And for me, some ketchup and cheese.	Джерри: А мне еще кетчуп и сыр.
Waiter: OK, here you are. Enjoy your food.	Официант: Вот, пожалуйста. Приятного аппетита.
Jerry: The steak looks really good!	Джерри: Бифштекс выглядит неплохо.
Natasha: The shrimps smell so good!	Наташа: Креветки вкусно пахнут.
Jerry: Can we have the bill?	Джерри: Можно счет?
Waiter: Yes, how would you like to pay?	Официант: Да, как будете платить?
Jerry: By a credit card.	Джерри: Кредиткой.
Waiter: Here's your receipt. Have a nice day.	Официант: Вот кассовый чек. Приятного дня.

2. Повторите диалог за диктором (Audio file 2b)

3. Прочитайте вслух, переводя слова на английский:

Waiter: Hello. Please, (садитесь). Here's the (меню). What would you like to eat?

Jerry: I don't know... What would you (рекомендовать)?

Waiter: A (бифштекс) for you and (рыбу) for your friend.

Jerry: It sounds good. I'll take the steak, (жареную картошку), а (салат) and a (пирожное).

Natasha: I don't like fish. Can I have some (морепродукты)?

Waiter: Yes, take our (креветки). They are really good.

Natasha: OK, I'll take them.

Waiter: Any (гарнир)?

Natasha: I'd like some (рис) and please, bring me some (воды).

Waiter: (без газа) or (с газом)?

Natasha: Sparkling, please.

Jerry: And for me, some (кетчуп) and (сыр).

Waiter: OK, here you are. Enjoy your food.

Jerry: The steak looks really good!

Natasha: The shrimps smell so good!

Jerry: Can we have the (счет)?

Waiter: Yes, how would you like to pay?

Jerry: By a (кредиткой).

Waiter: Here's your (квитанция, кассовый чек). Have a nice day.

4. Ответьте «да» или «нет».

1) Jerry wants to eat a steak.

2) Natasha wants to have some fish.

- 3) Natasha is going to have fried potatoes.
 - 4) Jerry is going to have rice.
 - 5) Natasha is going to drink still water.
 - 6) Jerry is going to have salad and cheese.
5. Вернитесь к диалогу (Задание 1), закройте английский текст и переведите диалог с русского на английский.

STEP 2 GRAMMAR

Some/any?

1. Прочитайте правило:

1. Мы обычно используем «some» в утвердительных и «any» в вопросительных и отрицательных предложениях:

Have you got any books? Yes, we have some, but we haven't got any notebooks.

2. «Any» в утвердительных предложениях переводится как «любой»:

Any dress would do! Any information could help.

3. «Some» употребляется в вопросительных конструкциях, выражающих предложение чего-либо:

Would you like some coffee? Would you like some soup?

2. Задайте вопросы и ответьте на них.

Have you got any new ideas? Yes, I've got some. No, I haven't got any.

Do you have any ...
(Have you got any...)

new ideas
foreign colleagues
foreign partners
new products
new clients
new gadgets
CDs
secretaries
sales managers
credit cards
money in the bank
cash in your pocket

STEP 3

1. Прочитайте правило:

Some употребляется с неисчисляемыми существительными, там, где с исчисляемыми употребляется неопределенный артикль «a».

I need a pen – I need some water.

2. Выпишите «a» или «some».

_____ car	_____ money	_____ food	_____ dog
_____ book	_____ bank	_____ table	_____ space
_____ tea	_____ manager	_____ chair	_____ information
_____ sugar	_____ air	_____ baggage	_____ computer

STEP 4 VOCABULARY



To want — хотеть. What do you want? (Более вежливо будет сказать: would you like ...?)

Audio file 3

1. Прослушайте стихотворение (Audio file 3).
2. Прочитайте и переведите стихотворение.

What do you want?

Little Willy, what do you want?

Do you want an apple?

I don't! I don't!

Do you want some porridge?

Do you want to eat?

Would you like some fish?

Would you like some meat?

I don't need any porridge!

I don't want any meat!

Chocolate and candies

This is all I need!

3. *Расставьте строчки в правильном порядке, чтобы получилось стихотворение.*

Do you want an apple?

Little Willy, what do you want?

I don't want any meat!

This is all I need!

Would you like some fish?

Do you want to eat?

I don't need any porridge!

I don't! I don't!

Do you want some porridge?

Chocolate and candies

Would you like some meat?

4. *Ответьте на вопросы диктора по образцу (Audio file 2b)*

Do you want to eat? **Yes, I do.**

Would you like some fish? **No, thank you.**

Would you like some meat?

Yes, please.

Audio file 4

1. *Прослушайте стихотворение (Audio file 4)*

I like food

I like food. It's so good!

Goose and turkey, duck and beef,

Pork and chicken too!

Salted mushrooms, fish and cheese,

Pickled tomatoes, beans and peas,

And chewing gum to chew!

Cabbage, potatoes, carrots, beets,

Fried, boiled and baked.

Cream and butter, cottage cheese,

Pumpkins, marrows and aubergines,

Sandwiches and cakes!

2. *Прочитайте, переводя слова в скобках на английский.*

I like (еду). It's so good!

(гуся) and (индейку), (утку) and (говядину),

(свинину) and (курицу) too!

Salted (грибы), (рыбу) and (сыр),

Pickled (помидоры), (фасоль) and (горошек),

And (жвачку) to chew!

(капусту), (картошку), (морковь), (свеклу),

(жареное), (вареное) and (печеное).

STEP 5



(сливки) and (масло), (творог),
 (тыквы), (кабачки) and (баклажаны),
 (сэндвичи) and (пирожные)!

3. *Расскажите о том, что вы любите есть или пить, а что не любите, по образцу:
 I like eating / drinking... I don't like eating / drinking...*
4. *Теперь просмотрите все существительные в стихотворении и поделите их на исчисляемые (те, которые можно посчитать) и неисчисляемые (те, которые нельзя посчитать). Запишите их в таблицу.*

Исчисляемые существительные	Неисчисляемые существительные
sausages	meat

STEP 6 CONVERSATION

Eating out

1. *Правильно соедините части фраз.*

What can I get you today?	ham sandwich, please
Can I have a ...	bottle of water, please?
Can I have an ...	cappuccino, please?
Can I have ...	iced tea, please?
	orange juice, please?
	two hamburgers, please?
	cup of tea, please?
	ice cream, please?
	two glasses of juice, please?
	small tuna salad, please?
	Espresso, please?
	two hot dogs, please?
	Americano, please?

Audio file 5

2. *Дополните диалог фразами из упражнения. Прослушайте диалог и проверьте себя (Audio file 5).*

- Hello, can I help you?
 — Yes, _____ orange juice, please?
 — Certainly. Anything else?
 — Yes, please. _____ two hot dogs, please?
 — OK, is that all?
 — Oh, and _____ small green salad?
 — Sure. That's 5 pounds 60.
 — Can I pay by card?
 — Certainly.
 — Here you are.
 — Here's your receipt. Sign here. Have a nice day.
 — Thank you.

3. *Просмотрите меню и закажите еду.*

COFFEE	small	medium	large
Black coffee	50c	60c	70c
White coffee	60c	70c	80c
Espresso	80c	90c	1.10€

COFFEE	small	medium	large
Black coffee	50c	60c	70c
White coffee	60c	70c	80c
Espresso	80c	90c	1.10€
DRINKS			
Tea	60c		
Iced tea	90c		
Mineral water (still, sparkling)	75c		
Juice (orange, apple, pineapple)	90c		
FOOD			
Tuna salad	1.50€	1.70€	1.90€
Chicken salad	1.60€	1.80€	2.05€
Green salad	1.20€	1.30€	1.45€
French fries	90c	1.15€	1.50€
Burger		1.40€	
Hot dog		1.45€	
Ham sandwich		1.55€	
Cheese sandwich		1.60€	
DESSERTS			
Ice cream		1.20	
Milk shake		90c	
Cheese cake		1.45	
Chocolate cake		1.50	

STEP 7

At the fast food restaurant

Audio file 6

1. Подберите к каждой реплике из левой колонки ответную реплику в правой. Проверьте себя, прослушав диалог (Audio file 6)

<p>Good morning. What can I get you? Small, medium or large? Anything else? So, a large tuna salad, a piece of cheesecake and a small apple juice. Right? Eat in or take away? Black or white? With sugar? That's five fifty-nine, please. Here's your change. You're welcome.</p>	<p>Goodbye. Thank you. Right. Good morning. Eh, black, please. No, thank you. A large, please. Eat in, please. Oh, and a cup of coffee! Can I have a tuna salad, please. Here you are. Yes, a piece of cheesecake and a small apple juice, please.</p>
--	--

2. Прочитайте получившийся диалог.

STEP 8

What can I get you today?

Audio file 7

1. Найдите 10 ошибок в диалоге. Прослушайте диалог и проверьте себя (Audio file 7a).
 Waiter: Hello! What can I get you today?

Willy: Hi! I'd like hamburger, please.
 Waiter: Some side order?
 Willy: Yes, French fries, please.
 Waiter: Big, regular or small size?
 Willy: Large, please! Oh, and any ketchup!
 Waiter: Something to drink?
 Willy: A Cola, please.
 Waiter: Here you are. And your friend?
 Susan: I'd like tuna salad.
 Waiter: Small or large?
 Susan: A small, please.
 Waiter: What drink would you like?
 Susan: Do you have the fresh juice?
 Waiter: Yes, sure. Apple, orange or pineapple?
 Susan: Glass of apple juice, please. Oh, and cup of coffee!
 Waiter: The Espresso or the Americano?
 Susan: Espresso, please!
 Waiter: That's six pounds fifty.
 Willy: Here you are.
 Waiter: Here's your change.
 Willy: Thank you!

2. *Повторите диалог за диктором (Audio file 7b)*

3. *Переведите на английский:*

- Здравствуйте. Что для вас сегодня?
- Здравствуйте, мне гамбургер, пожалуйста.
- Какой-нибудь гарнир?
- Да, картофель фри, пожалуйста.
- Большую, среднюю или маленькую порцию?
- Большую. О, и кетчуп!
- Что будете пить?
- Колу, пожалуйста.
- Вот, а вашему другу?
- Салат из тунца, пожалуйста.
- Большой или маленький?
- Маленький, пожалуйста.
- Что будете пить?
- У вас есть свежавыжатый сок?
- Конечно. Яблоко, апельсин, ананас?
- Стакан яблочного сока. О, и кофе, пожалуйста.
- Эспрессо или американо?
- Эспрессо, пожалуйста, со сливками.
- С вас шесть фунтов пятьдесят центов.
- Держите.
- Вот сдача.
- Спасибо.

STEP 9

1. *Проверьте себя! Подберите правильный перевод к каждому выражению.*

Hello. Please, have a seat. Here's the menu. What would you like to eat? What would you recommend? I don't like fish.	Как бы вы хотели оплатить? Что вы будете заказывать? Хорошо, возьму. Привет, пожалуйста, садитесь. Вот меню.
---	--

Can I have some seafood? OK, I'll take it. Any side order? I'd like some water. Still or sparkling? Sparkling, please. May I have some ketchup, please? Enjoy your food. Can we have the bill? How would you like to pay? We'll pay cash.	Можно нам счет? Какой-нибудь гарнир? Я бы хотел воды. Мы заплатим наличными. Без газа или с газом? Я не люблю рыбу. Можно мне морепродукты? Что бы вы порекомендовали? С газом. Можно мне кетчуп? Приятного аппетита.
---	---

2. Найдите и исправьте ошибки в выражениях.

Hello. Please, have seat.
Here's menu.
What would you like eat?
What you recommend?
I not like fish.
Some side order?
I'd like any water.
Can I have any seafood?
May I have any ketchup, please?
Can we have bill?
How would you like pay?
We'll pay the cash.

DAY 2

Прслушайте все диалоги первого дня, прочитайте их вслух, сделайте задания на перевод с русского на английский, просмотрите грамматические правила и упражнения. Теперь приступайте ко второму уроку.

ПОЛЕЗНЫЕ СЛОВА И ВЫРАЖЕНИЯ

Audio file 8



1. Прслушайте и повторите за диктором (Audio file 8).

Hello! What can I get you today? — Что я могу вам предложить сегодня?
Hi! I'd like a hamburger, please. — Привет, можно гамбургер?
Any side order? — Какой-нибудь гарнир?
Yes, French fries, please. — Да, жареную картошку.
Big, regular or small size? — Большую, среднюю или маленькую порцию?
Large, please! — Большую, пожалуйста!
May I have some mustard? — Можно горчицу?
Anything to drink? — Что-нибудь попить?
I'd like a tuna salad. — Можно салат с тунцом?
Small or large? — Большой или маленький?
Can I have a cheese sandwich? — Можно сэндвич с сыром?
What drink would you like? — Что будете пить?
A glass of apple juice, please. — стакан яблочного сока.
A cup of coffee, please! — Чашечку кофе, пожалуйста!
Espresso or Americano? — Эспрессо или американо?
Here's your change. — Вот ваша сдача.

STEP 1 GRAMMAR

Jerry's fridge

1. Вставьте «some» или «any».

- 1) Is there _____ milk in the fridge? Yes, there is _____.
- 2) Are there _____ eggs in the fridge? No, there aren't _____.
- 3) Are there _____ apples in the fridge? No, there aren't _____.
- 4) Are there _____ oranges in the fridge? Yes, there are _____.
- 5) Are there _____ bananas in the fridge? No, there aren't _____.
- 6) Are there _____ sausages in the fridge? Yes, there are _____.
- 7) Is there _____ butter in the fridge? No, there isn't _____.
- 8) Is there _____ meat in the fridge? Yes, there is _____.
- 9) Is there _____ cheese in the fridge? No, there isn't _____.
- 10) Is there _____ yogurt in the fridge? Yes, there is _____.
- 11) Are there _____ tomatoes in the fridge? No, there aren't _____.
- 12) Are there _____ cucumbers in the fridge? Yes, there are _____.

2. Расскажите, что есть в вашем холодильнике.

There is some cheese in my fridge. There isn't any butter there.

STEP 2 VOCABULARY

Meat quiz for meat-eaters

1. Выберите правильный ответ

- 1) What word is used for the meat of a cow or a bull?
pork veal beef
- 2) What word is used for the meat of a calf?
pork veal beef
- 3) What word is used for the meat of a pig?
pork veal mutton
- 4) Young sheep's meat is called ...
mutton bacon lamb
- 5) The meat of a fully-grown sheep is called ...
lamb mutton veal
- 6) This meat is sliced and served fried with eggs, mushrooms, tomatoes and so on.
venison bacon ham
- 7) Deer's meat is called ...
deer venison lamb

STEP 3

1. Вычеркните лишнее слово в каждой строке..

- 1) chicken, goose, turkey, lamb, duck
- 2) bread, cherry, cake, biscuit, tart, cookie
- 3) milk, ice cream, butter, pasta, yoghurt
- 4) meat, beef, turkey, venison, pork, lamb, veal
- 5) orange, apple, cucumber, pear, peach, banana, tangerine
- 6) carrot, tomato, potato, onion, apple, cabbage, cucumber
- 7) salmon (лосось), cod (треска), caviar (икра), sturgeon (осетрина), perch (окунь), shark (акула), trout (форель), pike (щука)



Audio file 9

1. *Добавьте вспомогательные глаголы для образования вопросов и запишите их. Проверьте себя, прослушав диалог (Audio file 9).*
 - Hi, John! How/you?
 - Not so good. I feel heavy and I think I'm fat! How/you manage to be so slim, Natasha?
 - Well, I don't know.
 - What/ you usually have for breakfast, Natasha?
 - I normally have some porridge and a cup of tea.
 - How about the weekends?
 - At weekends we usually have a much bigger breakfast, pancakes, cottage cheese, scrambled eggs and juice. How about you? What/ you usually have for breakfast?
 - I normally have no breakfast at all. I just have a cup of coffee in the office with some chocolate.
 - Oh, what/ you usually have for lunch?
 - I usually have a sandwich or a burger at the canteen. How about you?
 - I normally have a good meal at the nearest cafeteria – some soup, salad and meat or fish.
 - How often/ you eat fish?
 - Twice a week. What/ you usually have for dinner?
 - I usually buy some food from a takeaway restaurant on the way home.
 - How often/ you eat fast-food?
 - Five times a week. I love burgers! Hamburgers, fish burgers, chicken nuggets!
 - How often/ you eat fresh fruit and vegetables?
 - Not every day.
 - How often/ you eat milk products?
 - Once a week.
 - How often/ you eat snacks and sweets?
 - Every day!
 - I know what's wrong with you! Stop eating fast food and sweets! Start eating soup and vegetables! And what about doing some sport?
 - It's so difficult to play sport after work!
 - Come on! There's a fitness center next door. Why don't you go there before work?
 - Sounds like a good idea!
2. *Прочитайте диалог вслух.*
3. *Переведите на английский.*
 - Привет, Джон, как дела?
 - Не очень, я чувствую себя таким тяжелым, и, думаю, я толстый! Как тебе удастся быть такой стройной?
 - Ну, не знаю.
 - Что ты обычно ешь на завтрак?
 - Я обычно ем кашу и выпиваю чашку чая.
 - А в выходные?
 - В выходные наш завтрак намного больше: блины, творог, яичница и сок. Ну а ты? Что ты обычно ешь на завтрак?
 - Я обычно вообще на завтракаю Я пью чашку кофе с шоколадом в офисе.
 - А что ты обычно ешь на обед?
 - Я обычно ем бутерброд или гамбургер в нашей столовой, а ты?
 - Я обычно ем хороший обед в ближайшем кафе: суп, салат, мясо или рыбу.
 - Как часто ты ешь рыбу?
 - Два раза в неделю. А что ты обычно ешь на ужин?
 - Я обычно покупаю еду в ресторане «готовая еда» по дороге домой.
 - Как часто ты ешь фастфуд?
 - Пять раз в неделю. Люблю гамбургеры! Гамбургеры, фишбурги, куриные рулетики!
 - Как часто ты ешь свежие овощи и фрукты?
 - Не каждый день.

- Как часто ты ешь молочные продукты?
- Раз в неделю.
- Как часто ты ешь сэнки и конфеты?
- Каждый день!
- Я знаю, в чем твоя проблема! Перестань есть фастфуд и конфеты! Начинай есть суп и овощи! И как насчет спорта?
- О, так трудно заниматься спортом после работы!
- Да ладно! Тут есть фитнес-клуб прямо по соседству. Почему бы тебе не ходить туда до работы?
- Звучит неплохо!

STEP 5



A phone call Audio file 10

1. Составьте диалог из данных реплик и проверьте себя, прослушав его (Audio file 10).

Entertaining visitors (прием гостей / партнеров)

- Plaza Restaurant. Hello, how can I help you?
 - How many people will there be?
 - What food would you like?
 - Any vegetarians?
 - OK, that's settled. A table for ten on Friday at 7 pm, right?
 - Certainly.
 - OK. Bye. Thank you for choosing our restaurant.
 - One more thing, quote us the price, including drinks before 12 April.
 - Right. Could you confirm this in writing, please?
 - Hi, my name is Heather Leeds. I work for Megasoft. We'd like to book a table for our foreign visitors on Friday at 7 pm.
 - A three-course meal with typical Italian dishes.
 - A group of 10, including 6 Russian visitors.
 - Yes, there are three vegetarians in the group.
 - Bye.
2. Прочитайте диалог вслух.

STEP 6 READING

1. Прочитайте и переведите письмо.

PLAZA RESTAURANT

10 April

Dear Ms Leeds

Thank you for your call of 9 April.

We are pleased to inform you that you can use our special Giaconda Room on 15 April from 7 pm. The room can seat up to 16 people and has a beautiful view.

The price for a three-course meal will be 30 pounds per person, including drinks and 10% service.

Enclosed you can see a sample of the menu. It includes some typical Italian dishes. We hope you'll be satisfied with our choice.

Could you confirm your booking by 12 April.

Thank you once again for your enquiry.

We look forward to seeing you and your guests on 15 April.

Sincerely yours

Mario Bugatti

2. Ответьте на вопросы.

- 1) What room can they use?
- 2) When can they come to dinner?
- 3) What is the price per person?
- 4) What is the service charge?
- 5) What food are they going to serve?
- 6) When should they confirm the booking?
- 7) Who is the contact person?

1. Проверьте себя! Подберите правильный перевод к каждому выражению.

Hello! What can I get you today?	Что-нибудь попить?
Hi! I'd like a hamburger, please.	Можно горчицу?
Any side order?	Чашечку кофе, пожалуйста!
Yes, French fries, please.	Что будете пить?
Big, regular or small size?	Большую, пожалуйста!
Large, please!	Что вам дать сегодня?
May I have some mustard!	Большой или маленький?
Anything to drink?	Вот ваша сдача.
I'd like a tuna salad.	Эспрессо или Американо?
Small or large?	Можно салат с тунцом?
Can I have a cheese sandwich?	Привет, можно гамбургер?
What drink would you like?	Большую, среднюю или маленькую порцию?
A glass of apple juice, please.	Да, жареную картошку.
A cup of coffee, please!	Можно сэндвич с сыром?
Espresso or Americano?	Какой-нибудь гарнир?
Here's your change.	

2. Найдите и исправьте ошибки в выражениях.

- Hello! What I can get you today?
 Hi! I'd like the hamburger, please.
 Some side order?
 May I have any mustard!
 Something to drink?
 I like any tuna salad.
 I can have a cheese sandwich?
 What drink you like?
 Here your change.
 Would you like any coffee?
 Would you like any soup?

KEY SELF TEST 10

1. Ответьте «да» или «нет».

- 1) «Some» употребляется в вопросительных предложениях.
- 2) «Any» употребляется в отрицательных предложениях.
- 3) «Any» в утвердительных предложениях означает «любой».
- 4) Когда мы что-то кому-то предлагаем, мы употребляем «any».

2. Вставьте «some» или «any».

- 1) Is there _____ meat in the fridge? Yes, there is _____.
- 2) Are there _____ sausages in the fridge? No, there aren't _____.

- 3) Are there _____ oranges in the fridge? No, there aren't _____.
- 4) Is there _____ butter in the fridge? Yes, there is _____.
- 5) Is there _____ milk in the fridge? No, there isn't _____.
- 6) Would you like _____ tea? Yes, please.
- 7) What book would you like? _____ book would be OK.
- 8) Would you like _____ more soup? No, thank you.

3. Выберите правильную форму вспомогательного глагола.

Do or does?	Don't or doesn't
_____ you like coffee?	I _____ know the answer.
_____ he play tennis?	She _____ study French.
_____ they study English?	They _____ have a house.
_____ she sing in a band?	We _____ speak English.
_____ you need money?	He _____ need a new computer.
_____ he have a car?	You _____ study every day.
_____ you know the answer?	He _____ want to eat.
What food _____ you like?	He _____ like meat.
What drinks _____ he prefer?	I _____ play hockey.
How often _____ you play sports?	We _____ drink coffee.
What time _____ she usually get up?	She _____ want to eat porridge.

4. Поставьте глагол в скобках в нужной форме.

- 1) Mary usually (get up) _____ early at about 7 am.
- 2) I (can) _____ ski but I (not/can) _____ skate. I have no skates.
- 3) I (like) _____ coffee but my sister (like) _____ tea.
- 4) Pete (not/like) _____ dogs. He's afraid of them.
- 5) She (not/need) a new computer.
- 6) You (not/must) be late!
- 7) I (not/be tired)!
- 8) We (not/like) _____ shopping for food.
- 9) I (not/ remember) the new words.
- 10) She (not/be) happy.
- 11) My aunt (like) _____ baking. She can bake a cake.
- 12) My father (need) _____ a new car. His car is old.
- 13) Willy (not/should) _____ watch TV all day.
- 14) Emily (have) a big family. She has 3 sisters but she (not/have) a brother.
- 15) We (not/have) much money but we (have) many books.

5. Поставьте предложения в вопросительной и отрицательной форме:

- 1) I can sing really well.
- 2) They should sleep more.
- 3) We must work hard.
- 4) You can buy this book everywhere.
- 5) She should return soon.
- 6) He must study English every day.

6. Выберите правильное предложение.

- 1) Hello! What can I get you today? / What must I get you today?
- 2) I want a hamburger, please. / I'd like a hamburger, please.
- 3) Some side order? / Any side order?
- 4) Can I have a Cappuccino, please? / Can I have Cappuccino, please?
- 5) Big, regular or small size? / Big, regular or small plate?
- 6) Anything to drink? / Something to drink?

- 7) Would you like any ketchup? / Would you like some ketchup?
- 8) A cup of tea, please. / A cups of tea, please.
- 9) Would you like a soup? / Would you like some soup?
- 10) What to drink would you like? /What drink would you like?
- 11) Can I have a juice? / Can I have some juice?
- 12) Can I have an Espresso, please? / Can I have a Espresso, please?

7. *Впишите перевод.*

chicken — _____	goose — _____	turkey — _____	lamb — _____	duck — _____
bread — _____	cherry — _____	cake — _____	biscuit — _____	cookie — _____
milk — _____	ice cream — _____	butter — _____	pasta — _____	meat — _____
beef — _____	venison — _____	veal — _____	orange — _____	apple — _____
cucumber — _____	tomato — _____	pear — _____	peach — _____	tangerine — _____
carrot — _____	potato — _____	beet — _____	onion — _____	garlic — _____
cauliflower — _____	salmon — _____	caviar — _____	sturgeon — _____	trout — _____

8. *Проверьте себя (правильные ответы — в конце учебника) и поставьте себе оценку.*

Lesson 11



Шопинг! Самое время купить подарки друзьям и семье!

DAY 1

ПОЛЕЗНЫЕ СЛОВА И ВЫРАЖЕНИЯ

Audio file 1

1. *Прслушайте и повторите за диктором (Audio file 1).*

Hi, I'm looking for a sweater. — Здравствуйте, я ищу свитер.

It's too short. — Он слишком короткий.

It's too long. — Он слишком длинный.

It's too expensive. — Он слишком дорогой.

Try it on. — Примерьте его.

How much is it? — Сколько стоит?

It's on sale. — Он продается со скидкой.

Where's the fitting room? — Где примерочная?

What size do you wear? — Какой размер вы носите?

I don't like the color. — Мне не нравится цвет.

It's too bright. — Он слишком яркий.

This one is too dark. — Этот слишком темный.

I can give you a discount. — Я могу вам дать скидку.

I'll take it. — Я возьму.

Cash or card? — Наличные или кредитка?

Here's your receipt. — Вот ваш чек.

It's over there. — Это вон там.

Look on those shelves. — Посмотрите на тех полках.

I'd like to buy a videogame. — Я бы хотел купить видеоигру.

May I have a look at it? — Можно я посмотрю?

Anything else? — Что-нибудь еще?

I'm looking for a sweater

Audio file 2

1. Прослушайте диалог (Audio file 21a)

Natasha: Hi, I'm looking for a sweater Not too short, not too long, and not too expensive, under 60 pounds.	Наташа: Здравствуйте, я ищу свитер, не слишком короткий, не слишком длинный и не слишком дорогой, до 60 фунтов.
Saleswoman: Here's one, try it on.	Продавищица: Вот, примерьте.
Natasha: How much is it?	Наташа: Сколько стоит?
Saleswoman: It's on sale for 59.	Продавищица: Он на распродаже за 59 фунтов.
Natasha: 59? That's fine. Where's the fitting room?	Наташа: 59? Хорошо. Где примерочная?
Saleswoman: It's over there, on the right.	Продавищица: Вон там, справа.
Natasha: Sorry, it's a bit too tight.	Наташа: Извините, он немного тесный.
Saleswoman: What size do you wear?	Продавищица: Какой у вас размер?
Natasha: I wear a size 42.	Наташа: Я ношу 42-й.
Saleswoman: Here's a nice sweater. The right size for you.	Продавищица: Вот симпатичный свитер. Ваш размер.
Natasha: I don't like the color. It's too bright.	Наташа: Мне не нравится цвет. Он слишком яркий.
Saleswoman: Try this one. It's black and white.	Продавищица: Примерьте этот. Он черный с белым.
Natasha: This one is too dark. I'd prefer red or blue.	Наташа: Он слишком темный. Я бы предпочла красный или синий.
Saleswoman: Here's a nice sweater.	Продавищица: Вот симпатичный свитер.
Natasha: I like it, too. How much?	Наташа: Мне он тоже нравится. Сколько стоит?
Saleswoman: 80 pounds.	Продавищица: 80 фунтов.
Natasha: Too expensive for me.	Наташа: Слишком дорого для меня.
Saleswoman: I can give you a discount.	Продавищица: Я могу дать вам скидку.
Natasha: How much will it be?	Наташа: И сколько это будет?
Saleswoman: You can get it for 60.	Продавищица: Вы можете купить его за 60 фунтов.
Natasha: Then I'll take it.	Наташа: Тогда возьму.
Saleswoman: Cash or card?	Продавищица: Наличные или карточка?
Natasha: I'll pay by card.	Наташа: Я заплачу карточкой.
Saleswoman: Here's your receipt. Here you are.	Продавищица: Вот ваш чек. Возьмите

2. Повторите диалог за диктором (Audio file 2b)

3. Прочитайте вслух, переводя слова на английский:

Natasha: Hi, I'm looking for a (свитер),
Not too (короткий), not too (длинный),
And not too (дорогой), under 60 pounds.

Saleswoman: Here's one, (померьте).

Natasha: (Сколько стоит)?

Saleswoman: It's (на распродаже) for 59.

Natasha: 59? That's fine. Where's the (примерочная)?

Saleswoman: It's over there, (справа).

Natasha: Sorry, it's a bit too (тесный).

Saleswoman: What (размер) do you wear?

Natasha: I wear a size 42.

Saleswoman: Here's a nice sweater. The right size for you.

Natasha: I don't like the (цвет). It's too (яркий).

Saleswoman: Try this one. It's (черный) and (белый).

Natasha: This one is too (темный). I'd prefer (красный) or (синий).

Saleswoman: Here's a nice sweater.

Natasha: I like it, too. How much?

Saleswoman: 80 pounds.

Natasha: Too (дорогой) for me.

Saleswoman: I can give you a (скидку).

Natasha: How much will it be?

Saleswoman: You can get it for 60.

Natasha: Then I'll take it.

Saleswoman: (наличные) or (карточка)?

Natasha: I'll pay by card.

Saleswoman: Here's your (чек).

Here you are.



4. Ответьте «да» или «нет».
- 1) Natasha wants to buy a dress.
 - 2) The sweater is on sale for 59 pounds.
 - 3) Natasha wears a size 42.
 - 4) The first sweater is too bright.
 - 5) The second sweater is too expensive.
 - 6) The third sweater is too tight.
 - 7) The saleswoman gives Natasha a discount.
 - 8) Natasha pays cash.
5. Вернитесь к диалогу (Задание 1), закройте английский текст и переведите вслух диалог с русского на английский.

STEP 2 GRAMMAR

Степени сравнения

1. Прочитайте правило:

В английском, как и в русском, есть две степени сравнения — сравнительная и превосходная, но в то время как в русском языке у большинства прилагательных есть две формы образования превосходной степени (1 — наимудрейший, 2 — самый мудрый), английские прилагательные делятся по способу образования сравнительной и превосходной степени на две группы.

1-я группа — все односложные прилагательные, а также большинство двусложных прилагательных.

Прилагательное	Сравнительная степень	Превосходная степень
	прилагательное + r/ er	the + прилагательное + st/ est
<i>fine</i>	<i>finer</i>	<i>the finest</i>
<i>big</i>	<i>bigger</i>	<i>the biggest</i>
<i>easy</i>	<i>easier</i>	<i>the easiest</i>

2-я группа — все остальные прилагательные.

Прилагательное	Сравнительная степень	Превосходная степень
	more + прилагательное	the most + прилагательное
<i>expensive</i>	<i>more expensive</i>	<i>the most expensive</i>

Исключения: *good — better — the best* (хороший — лучше — наилучший); *bad — worse — the worst* (плохой — худший — наихудший), а также наречия: *much — more — the most* (много — больше — наиболее); *little — less — the least* (мало — меньше — наименее).

REMEMBER!

1. «у» после согласной меняется на «i»:

pretty — prettier

2. В коротких прилагательных, таких как *big, hot, fat, sad*, согласная буква удваивается после ударной гласной:

hot — hotter — the hottest

2. Найдите и подчеркните в тексте диалога (Step 1) все прилагательные. Подчеркните двойной линией прилагательные в сравнительной степени и обведите прилагательные в превосходной степени. Определите, каким способом они образованы и почему.
3. Образуйте сравнительную и превосходную степень прилагательных и запишите их в подходящую графу таблицы.

big, small, nice, cool, short, thin, thick, fat, strong, heavy, old, young, funny, friendly, lazy, crazy, costly, pretty, ugly, sad, happy, angry, hungry, tall, slim, smart, clever, large, tiny

+r/er / the ... st/est	+ier/ the ... iest	Удвоенная согласная + er/ the ... est
Nice — nicer — nicest		

4. Разделите прилагательные на две группы и образуйте их степени сравнения.
- elegant, pretty, beautiful, ugly, nice, expensive, cheap, sharp, tiny, comfortable, convenient, high, low, exciting, important, friendly, fast, slow, big, small, easy, difficult, fancy, safe, soft, hard, tough, exotic, extravagant, indifferent, tolerant, clever, intelligent, sad, happy, gloomy, wise, stupid, silly, smart, cute, cool, hot, attractive, modern, busy, lazy, new, old, popular, famous**

+er/ the ... est	More/ the most ...
Big-bigger-the biggest	Difficult-more difficult-the most difficult

STEP 3

1. Найдите и исправьте ошибки, там где они есть.

- 1) He is the tallest boy in the group.
- 2) She is the most beautifulest girl of all.
- 3) His car is the bigger than mine.
- 4) Their house is larger than ours.
- 5) Willy is intelligenter than Tim.
- 6) Mary is the most smartest girl in our group.
- 7) Studying English is most interesting than studying Math.
- 8) His dog is biggest than mine.
- 9) Their teacher is nicest of all.
- 10) Mary is more prettier than Ann.
- 11) My present is gooder than yours.
- 12) He is best student in our group.
- 13) Your test results are worse than yesterday.
- 14) This book is the betterst of all.
- 15) He is the worst player in the team.

STEP 4

1. Сравните парней.

John	Jim	John is _____ than Jim
is 22	is 21	<i>John is older than Jim.</i>
is tall	is short	
is slim.	is fat	
is strong	is weak	
is fit	isn't fit	
is rich	isn't rich	
is nice	isn't nice	
is smart	isn't smart	

2. Сравните Наташу и ее двоюродную сестру.

Natasha	Her cousin sister	Natasha is more _____ than her cousin sister
beautiful very intelligent hardworking extravagant knowledgeable ambitious creative athletic popular	not very beautiful intelligent lazy modest not very knowledgeable not ambitious not creative not athletic not popular	<i>Natasha is more beautiful than her sister.</i>

3. Сравните машины.

	Mini	Ford	Mercedes
big cool (классный) cheap (дешевый) fast stylish (стильный) comfortable expensive (дорогой) beautiful popular reliable (надежный)	Mini isn't big.	Ford is bigger than Mini.	Mercedes is the biggest.

STEP 5

Buying clothes

CONVERSATION



Audio file 3

- Дополните диалог нужными словами.
- Прослушайте диск и проверьте себя (Audio file 3).
- Прочитайте диалог вслух.
 - Hello, may I help you?
 - Hello. I'm looking for a _____
 - What size are you?
 - I'm not sure. I think I wear a (small, medium, large) size.
 - Here's a nice _____. I think it's your size.
 - I'm afraid it's (they're) too short, long, big, small, tight, bright.
 - Do you have something else, a little bit _____ -er (more..)
 - Try this one. It's on sale. It's a real bargain!
 - Can I try it on?
 - Yes, sure. The dressing room is over there.
 - OK, I like it. Where can I pay?
 - The cash desk (the till) is over there. Have a nice day.
 - Thank you.
- Переведите на английский.
 - Чем могу помочь?
 - Я ищу свитер.
 - Какой у вас размер?
 - Я ношу средний.
 - Вот симпатичный свитер. Я думаю, это ваш размер.
 - Боюсь, он плохо сидит (не подходит). Он слишком короткий. У вас есть побольше?
 - Нет, но попробуйте этот. Он на распродаже. Это удачная покупка.

- Я могу его померить?
- Да, примерочная вон там.
- Хорошо, я его возьму. Где я могу заплатить?
- Касса там. Приятного дня.
- Спасибо.

5. Ответьте на вопросы. Попрактикуйтесь в диалоге с диктором (Audio file 3).

STEP 6

Shopping for food

1. Вставьте пропущенные слова. Прочитайте диалог.
money, much, can, milk, apples, bread, cheesecake, bananas, change, bottle
 — Hello, _____ I help you?
 — Hello, I need a _____ of milk. Do you have milk?
 — Yes, sure.
 — How _____ is it?
 — 70 pence.
 — That's fine. A bottle of _____ and a bottle of yogurt, please.
 — Here you are. Anything else?
 — A loaf of _____. Oh, what a nice _____. How much is it?
 — One pound fifty.
 — That's OK. I'll take a loaf of bread and a cheesecake.
 — Here you are.
 — Now I'd like a bunch of _____ and a kilo of _____.
 — Here you are. That's six pounds thirty.
 — Here's the _____.
 — Here's your _____.
 — Thank you.

Audio file 4

2. Проверьте себя, прослушав диалог (Audio file 4a).
3. Переведите диалог на английский.
 - Вам помочь?
 - Здравствуйте, мне нужна бутылка молока. У вас есть молоко?
 - Да, конечно.
 - Сколько стоит?
 - 70 пенсов.
 - Хорошо. Бутылку молока и бутылку йогурта.
 - Держите. Что-нибудь еще?
 - Буханку хлеба. О, какой симпатичный чизкейк! Сколько он стоит?
 - 1 фунт 50 центов.
 - Хорошо. Я возьму буханку хлеба и чизкейк.
 - Держите.
 - Теперь мне еще нужна гроздь бананов и килограмм яблок.
 - Вот. Это 6 фунтов 20 центов.
 - Вот деньги.
 - Вот сдача.
 - Спасибо.
4. Ответьте на вопросы. Попрактикуйтесь в диалоге с диктором (Audio file 4b).

ПОЛЕЗНЫЕ СЛОВА И ВЫРАЖЕНИЯ

STEP 7

Pharmacy/drugstore/chemist's (аптека)

Audio file 5

1. Прослушайте и повторите за диктором (Audio file 5).

<p>Mixture — микстура table/pill — таблетка drops — капли ointment — мазь packet of pills — упаковка таблеток sun block cream — крем от загара tissues — салфетки toilet paper — туалетная бумага tampons — тампоны a bandage — бинт cotton wool — вата antiseptic cream — антисептический крем (moisturizing cream — увлажняющий крем) insect repellent — средство от насекомых vitamin tablets — витамины в таблетках suntan cream — крем для загара deodorant — дезодорант</p>	<p>razor — бритва after-sun lotion — лосьон после загара sanitary towels — прокладки conditioner — кондиционер toothpaste — зубная паста toothbrush — зубная щетка shampoo — шампунь baby wipes — салфетки для ребенка nappies — подгузники sterilizing solution — стерилизующее средство comb — расческа shaving cream — крем для бритья aftershave — крем после бритья Can you make up this prescription for me? — Вы не могли бы дать лекарство по этому рецепту? What can you recommend for a cold? — Что вы посоветуете от простуды?</p>
--	---

STEP 8



At the pharmacy Audio file 6

1. *Расставьте фразы в диалоге в правильном порядке. Прослушайте диск и проверьте себя (Audio file 6).*

Salesman: Hello, how can I help you?

Customer: Can you make up this prescription for me?

Salesman: Sorry, we don't accept foreign prescriptions.

Customer: Pills, please.

Salesman: Pills or mixture?

Customer: OK. Can I have a packet of Paracetamol then?

Salesman: 50 pills or 100 pills?

Customer: 50 pills, please.

Salesman: That's two pounds fifty. Anything else?

Customer: Have you got suntan cream?

Salesman: Yes, which one do you like?

Customer: I'll take the yellow one and that after-sun lotion.

Salesman: Here you are. Is it all?

Customer: Oh, one more thing! What can you recommend for a runny nose?

Salesman: Take these drops. They are really good. And I would recommend these vitamins.

Customer: How often should I take them?

Salesman: Take two a day before meals.

Customer: OK, how much do I owe you?

Salesman: That's 10 pounds all together.

Customer: Do you take Visa?

Salesman: Certainly. Here's your receipt.

Customer: Thank you.

2. *Переведите на английский.*

— Чем могу помочь?

— Вы можете дать лекарство по этому рецепту?

— Извините, мы не принимаем иностранные рецепты.

— Ну хорошо. Можно тогда упаковку парацетамола?

— Таблетки или микстуру?

— Таблетки.

- 50 или 100 штук?
- 50.
- Это 2 фунта 50 пенсов. Что-нибудь еще?
- У вас есть крем для загара?
- Да, какой вы хотите?
- Я возьму тот, желтый, и лосьон после загара.
- Вот, это все?
- О, вот еще! Что вы можете порекомендовать от насморка?
- Возьмите эти капли, они действительно хорошие, и я бы порекомендовал эти витамины.
- Как часто я должен их принимать?
- По две в день до еды.
- Хорошо, сколько я вам должен?
- 10 фунтов все вместе.
- Вы принимаете карточку ВИЗА?
- Конечно. Вот ваш чек.
- Спасибо.

STEP 9

1. Проверьте себя! Подберите правильный перевод к каждому выражению.

Hi, I need nappies and baby wipes.	Здравствуйте, мне нужен бинт и вата.
Hello, have you got insect repellent?	Оно подходит для детей?
Hi, I need a bandage and cotton wool.	Можно это купить без рецепта?
Hello, I need suntan cream.	Здравствуйте, у вас есть средство от насекомых?
Hi, I need a deodorant and a toothpaste.	Принимайте пять дней.
Hi, I need some antiseptic cream and sterilizing lotion.	Только для наружного использования.
What would you recommend for a cold?	Здравствуйте, мне нужны подгузники и детские салфетки.
I'd like something for a runny nose.	Здравствуйте мне нужен дезодорант и зубная паста.
Can I get it without a prescription?	Не глотать!
Is it soluble?	Здравствуйте, мне нужен крем для загара.
Can you make this prescription for me?	Здравствуйте, мне нужен антисептический крем
Can I have a packet of Paracetamol, please?	и стерилизующий лосьон.
Pills or mixture?	По сколько принимать?
Pills, please.	Принимайте две таблетки в день.
Take it before meals.	Запивайте водой.
Take it after meals.	Вы можете сделать это по рецепту?
How much should I take?	Проверьте дату годности.
How often should I take it?	Он растворимый?
Is it suitable for children?	Принимайте две чайные/ столовые ложки до еды.
Take two teaspoons/ tablespoons before meals.	Мне нужны прокладки.
Take it with water.	Как часто принимать это?
Take it for 5 days.	Можно упаковку парацетамола?
Check the expiry date.	Таблетки или микстура?
For external use only.	Что вы можете порекомендовать от простуды?
Do not swallow!	Сколько я вам должен?
Take two tablets a day	Мне нужно что-то от насморка.
I need cotton sanitary towels.	Таблетки.
How much do I owe you?	Принимайте перед едой.
	Принимайте после еды.

READING

STEP 10

Buying things for a company

1. Прочитайте и переведите.

Office Machines
33 Park Lane
Manchester, the UK

Megasoft London
44 Oak Street
London LD8 5KL
15 October

Subject: copy machine SS-55

Dear Ms Smith

We are interested in your new copy machine SS-55 and would like to know your best price and delivery conditions. We look forward to hearing from you soon.

Sincerely yours

Heather Leeds

Office Manager

2. *Ответьте на вопросы.*

- 1) Who is the buyer?
- 2) Who is the seller?
- 3) What would they like to buy?
- 4) What would they like to know?
- 5) Is Ms Smith married?

STEP 11 WRITING

1. *Поставьте предложения в правильном порядке, затем прочитайте и переведите письмо.*

Heather Leeds
Megasoft London
44 Oak Street
London
LD8 5KL

OFFICE MACHINES
33 Park Lane Manchester, the UK

20 October

Subject: your letter of October 10.

We look forward to hearing from you.

I hope you'll find the price and the conditions reasonable.

Your sincerely,

Product Manager

Thank you for your letter of October 10. We are glad you are interested in our products.

The regular price of this model is 1200 pounds, but as you are a new customer, we can offer you a 10% discount and free delivery from our warehouse in London. So if you order it, you'll get it in three days.

Mary Smith

Thank you once again for your letter.

Dear Ms Leeds

2. *Напишите письмо своим клиентам.*

DAY 2

Прослушайте все диалоги первого дня, прочитайте их вслух, сделайте задания на перевод с русского на английский, просмотрите грамматические правила и упражнения. Теперь приступайте ко второму уроку.

GRAMMAR

STEP 1



Audio file 7

To be going to (собираться, намереваться)

1. Прослушайте стихотворение (Audio file 7a):

What are you going to do?

Tomorrow is Sunday and I'm not going to work.

I'm going to stay at home all day.

I'm not going to work or do my housework.

I'm going to watch TV and play.

I'm not going to eat potatoes and meat.

I'm going to eat only cookies and a cake!

I wonder why the week has only two days for rest?

There must be a terrible mistake!

2. Прочитайте стихотворение вслух вместе с диктором (Audio file 7b).

3. Что вы собираетесь делать на следующей неделе? Запишите свои планы в таблицу.

study English, work, do sport, go to the sports club, do the shopping, do the housework, go out with friends, play video games, go to the cinema, wash the car, clean the room, tidy the flat, learn the new words, cook, read a book, start a new life, mop the floor, do the dishes, call mum and dad

On Sunday	On Monday	On Tuesday	On Wednesday
On Thursday	On Friday	On Saturday	Next week

4. Расскажите о своих планах.

On Sunday I'm going to the cinema with friends.

5. Скажите и запишите, что вы собираетесь делать завтра. **What are you going to do at 8.00 (10.00 a. m., 12.00 noon, 3 p. m., 5 p. m., 8 p. m., 10 p. m.) tomorrow?**

Tomorrow at 8.00 a. m. I'm going to have breakfast. At 10 am I'm going to ...

STEP 2

1. Прочитайте правило.

To be going to — собираться, намереваться что-то сделать.

I am going to work. He/she/it is going to work. We/you/they are going to work.

Is he going to work tomorrow? Yes, he is. Are you going to work tomorrow? No, we are not.

Will — обозначает действие в будущем времени.

I will go to Africa next year. (Я поеду в Африку в будущем году.)

2. Прочитайте стихотворение.

What are you going to do?

Are you going to the party?

Yes, I am.

Are you going to sing?

Yes, I am.

Are you going to drink?

No, I'm not.

Do you like drinking?

No, I don't.

Is John going to the party?

Yes, he is.

Is he going to eat?

Yes, he is.

Is he going to dance?

No, he is not.

Does he like dancing?

Yes, he does, but I don't!

3. Просмотрите стихотворение и найдите 5 примеров употребления конструкции «to be going to».

STEP 3 CONVERSATION

What do you do in different seasons? Что вы делаете в разные времена года?

1. Заполните таблицу, используя данные слова и выражения.

go mushroom picking, ski, skate, pick berries in the forest, play football, swim in the lake, work, play volleyball, get up early, watch TV, play sports, go to the sports club, do yoga, read books, play video games, help about the house, go sunbathing, go out with friends, stay at home, text friends, talk on the phone, surf the Internet, do the dishes, tidy the room, go shopping, study English, stay up late, play snowballs, get a lot of presents, go for a walk, dance, sing

	I usually / I normally	I often	I sometimes	I seldom/ I rarely	I never
In summer					
In autumn					
In winter					
In spring					

STEP 4

Buying a present

Audio file 8

1. Расставьте слова в вопросах в правильном порядке. Проверьте себя, прослушав диалог (Audio file 8).

2. Прочитайте диалог вслух.

— Hello, you I help can?

— you CDs got have any heavy metal?

- Yes, look on those shelves.
- heavy metal got any have posters you of groups?
- Yes, they are on those shelves next to the CDs.
- OK, I'll take these two and this poster, too.
- That's 5 pounds.
- I'd like to buy a new video game, too.
- They are over there. There's a new version of Sims 3 on sale now.
- That's interesting. I at it take may a look?
- Here you are.
- Oh, it looks great. I'll take it.
- That's 5 ponds more.
- Oh, what a nice T-shirt with Ozzie Osborn on it! much is how it?
- 6 pounds each. do size what need you?
- Small for me and extra large for my dad. He's his fan!
- Here you are. One small, one extra large. That's 12 pounds. else anything?
- No, thank you.
- That's 30 pounds all together.
- Here you are.
- Thank you.

3. *Переведите диалог на английский.*

- Здравствуйте, вам помочь?
- У вас есть диски групп хэви-метал?
- Да, посмотрите на тех полках.
- У вас есть постеры этих групп?
- Да, они на тех полках рядом с дисками.
- Я возьму эти два диска и этот постер.
- С вас 5 фунтов.
- Я также хочу купить видеоигру.
- Они все там. Сейчас продается новая версия Sims.
- Интересно. Можно посмотреть?
- Вот.
- Выглядит здорово. Я ее тоже возьму.
- Это еще 5 фунтов.
- О, какая хорошенькая футболка с Ози Осборном! Сколько стоит?
- 6 фунтов за штуку. Какой размер тебе нужен?
- Маленький для меня и самый большой для папы. Он его фанат!
- Вот. Одна маленькая, одна большая. Это 12 фунтов. Что-нибудь еще?
- Нет, спасибо.
- Это 22 фунта.
- Вот.
- Спасибо.

READING **STEP 5**

Aqua Park

1. *Посмотрите рекламу центра водных видов спорта и ответьте на вопросы.*

Welcome to Water Sports Center!

swimming, diving, sunbathing + a beach chair and a sun umbrella

Entrance fee: 10 euros per person

sailing, rowing, surfing, canoeing, wind-surfing, water skiing for an additional fee — 20 euros an hour

Personal instructor for 25 euros an hour.

Great lunches at our Beach café for 5 euros per person!

Open daily from 9 am to 7 pm.

Children under 5 — free

- 1) What are the working hours of the Park?
- 2) When is the day off?
- 3) How much is it?
- 4) How much is to rent a beach chair and a sun umbrella?
- 5) Are there any discounts for children?
- 6) What can you do at the Water Sports Center? (You can go swimming.)
- 7) Can you get a personal instructor? How much is it?
- 8) Can you eat there?
- 9) What would you like to do? (I'd like to go diving!)

STEP 6 WRITING

A letter of complaint

1. Расставьте предложения в правильном порядке. Прочитайте и переведите письмо.

<p>Mary Smith Office machines 33 Park Lane Manchester MR12 3PL</p> <p>It doesn't work properly and we can't identify the problem. <i>Subject: our order Ref. SS/23</i></p> <p>Yours sincerely We would like to inform you that we have a problem with our new copy machine we bought from your company last month. Heather Leeds Dear Ms Smith Could you, please, send us a technician as soon as possible. Office Manager We look forward to hearing from you.</p>	<p>MEGASOFT LONDON 44, Oak Street, London, the UK</p> <p><i>10 of November</i></p>
---	--

2. Напишите жалобу от своего имени.

3. Найдите и исправьте 9 ошибок в тексте. Прочитайте и переведите письмо.

<p>Heather Leeds Megasoft London 44 Oak Street London LD8 5KL</p> <p><i>Subject: your order Ref. SS/23</i></p> <p>Dear Mr Leeds We really sorry to hear about you problem. We assure your the copy machine was in order. Besides, these modification very reliable. We promise, we'll send you a technician fix it as soon as he's free, most likely, in Monday. So far, try to check you instruction manual. We look forward working with you in the future. Your sincerely Mary Smith Product Manager</p>	<p>OFFICE MACHINES 33 Park Lane Manchester, the UK</p> <p><i>20 October</i></p>
---	---

KEY SELF TEST 11

1. *Ответьте «да» или «нет».*
 - 1) Для коротких прилагательных сравнительная и превосходная степень образуются прибавлением окончания -er, -est к прилагательному.
 - 2) Для образования превосходной степени используется неопределенный артикль.
 - 3) «Good» и «bad» — это исключения.
2. *Найдите правильные предложения и исправьте неправильные.*
 - 1) I usually get up at 5.
 - 2) He often play tennis in the afternoon.
 - 3) How often she comes here?
 - 4) Do you know the answer?
 - 5) When does he usually comes home?
 - 6) They never writes letters to us.
 - 7) What language you study?
 - 8) Why does she studies Chinese?
 - 9) We sometimes play football together.
 - 10) Where you live?
 - 11) He doesn't likes coffee, he prefers tea.
 - 12) Does she like playing tennis?
 - 13) How often does you take a bath?
 - 14) Does they sometimes go out together.
3. *Вставьте правильное местоимение.*
 1. **Some or any?**
 - 1) I have _____ new books.
 - 2) Do you have _____ pencils?
 - 3) I don't need _____ cakes!
 - 4) I want _____ tea.
 - 5) Would you like _____ coffee?
 - 6) I don't have _____ toys.
 - 7) Does he have _____ friends?
 - 8) Give me _____ butter.
4. *Выберите правильную форму степени сравнения.*
 - 1) Tim is more old/ older than Jim.
 - 2) Mary is more pretty/ prettier than Ann.
 - 3) My house is bigger/ more big than yours.
 - 4) My mom is intelligent/ more intelligent than me.
 - 5) This flower is brighter/ more bright than that one.
 - 6) Batman is more strong/ stronger than Spiderman.
 - 7) Our teacher is nicer/ more nice than yours.
 - 8) My grades are gooder/ better than yours.
5. *Расставьте слова в правильном порядке.*
 - 1) Hello, help I may you?
 - 2) Hello. looking I for a sweater am.
 - 3) you what size are?
 - 4) I a large wear size.
 - 5) afraid it's I too am big.
 - 6) on skirt this sale is.
 - 7) bargain it real is a.
 - 8) dressing is the over room there.
 - 9) can where pay I?
 - 10) cash is the over desk there.
6. *Проверьте себя (правильные ответы — в конце учебника) и поставьте себе оценку.*

Lesson 12



Дорогой читатель, в этой главе мы поговорим о мужчинах и женщинах. Что может быть интереснее?

DAY 1

DESCRIPTIONS (описания) ПОЛЕЗНЫЕ СЛОВА И ВЫРАЖЕНИЯ Audio file 1

1. Прослушайте и повторите за диктором (Audio file 1).

He's big and tall. — Он большой и высокий.
She's short and small. — Она невысокая и маленькая.
He's fat. — Он толстый.
She's slim. — Она стройная.
She has long, blond hair. — У нее длинные светлые волосы.
He has short dark hair. — У него короткие темные волосы.
She has big blue eyes. — У нее большие голубые глаза.
He has small brown eyes. — У него маленькие карие глаза.
He's very nice and friendly. — Он симпатичный и дружелюбный.
She's ambitious and purposeful. — Она честолюбивая и целеустремленная.
He's hardworking and reliable. — Он трудолюбивый и надежный.
She's energetic and enthusiastic. — Она энергичная и полная энтузиазма.
He's strong and self-confident. — Он сильный и уверенный в себе.
She's weak and shy. — Она слабая и застенчивая.

STEP 1

My boyfriend is great! Audio file 2

1. Хезер и Наташа обсуждают мужчин. Прослушайте диалог (Audio file 2a)

Heather: My boyfriend is great!
He's the nicest of all.
He's strong, athletic, good-looking and tall!

Хезер: Мой парень крутой. Он самый милый. Сильный, спортивный, симпатичный, высокий.

Natasha: My husband is smart. He knows a lot. He's very intelligent but he's not keen on sport.	Наташа: Мой муж очень умный. Он много знает. Он очень образованный, но не интересуется спортом.
Heather: My boyfriend can dive, he can ski, rollerblade. He plays football and rugby ...	Хезер: Мой парень умеет нырять, кататься на лыжах, роликах. Он играет в футбол, регби...
Natasha: My husband can't skate but when he comes home from work he does all the housework!	Наташа: Мой муж не умеет кататься на коньках, но когда он приходит с работы, он делает всю домашнюю работу.
Heather: That's great!	Хезер: Здорово!
Natasha: Yes, he cooks dinner and then he washes the plates!	Наташа: Да, он готовит ужин, а потом моет посуду!
Heather: He even does the dishes?	Хезер: Он даже моет посуду?
Natasha: Yes, he fulfills all my wishes!	Наташа: Да, он исполняет все мои желания!
Heather: My boyfriend can't cook ...	Хезер: Мой парень не умеет готовить...
Natasha: Does he like reading books?	Наташа: А он любит читать?
Heather: I don't think so ...	Хезер: Не думаю...
Natasha: I can tell you more! My husband can't do yoga or jog but he has a well-paid job! Besides he likes shopping and always helps to shop.	Наташа: Могу сказать тебе больше! Мой муж не занимается йогой и не бежит трусцой, но у него хорошо оплачиваемая работа! А еще он любит ходить по магазинам и помогает мне делать покупки!
Heather: I'm speechless! He's a find!	Хезер: Нет слов! Он просто находка!
Natasha: Yes, such a guy is hard to find!	Наташа: Да, такого парня трудно найти!

2. Повторите диалог за диктором (Audio file 2b)

3. Прочитайте вслух, переводя слова на английский:

Heather: My boyfriend is great! He's the (самый лучший) of all.

He's (сильный), (спортивный), (симпатичный) and tall!

Natasha: My husband is (смышлennyй). He knows a lot. He's very (умный, образованный) but he (не интересуется) sport.

Heather: My boyfriend can (нырять), he can (кататься на лыжах), (на роликах)! He plays football and (регби)...

Natasha: My husband can't (кататься на коньках) but when he comes home from work he does all the housework!

Heather: That's great!

Natasha: Yes, he cooks (ужин) and then he washes the (тарелки)!

Heather: He even (моет посуду)?

Natasha: Yes, he fulfills all my (желания)!

Heather: My boyfriend can't cook ...

Natasha: Does he like reading books?

Heather: I don't think so ...

Natasha: I can tell you more! My husband can't (заниматься йогой) or jog but he has a (хорошо оплачиваемая работа)! Besides he likes (ходить по магазинам) and always helps to shop.

Heather: I'm (нет слов)! He's a (находка)!

Natasha: Yes, such a guy is hard to find!

4. Ответьте «да» или «нет».

- 1) Natasha's husband is very athletic.
- 2) Heather's boyfriend is very attractive.
- 3) Natasha's husband hates doing housework.
- 4) Heather's boyfriend is short.
- 5) Heather's boyfriend can ski and rollerblade.
- 6) Natasha's husband does yoga.
- 7) Natasha's husband has a well-paid job.
- 8) Heather's boyfriend likes cooking.

- 9) Heather's boyfriend reads a lot.
 10) Natasha's husband likes shopping.
 5. Вернитесь к диалогу (задание 1), закройте английский текст и переведите вслух диалог с русского на английский.

STEP 2 GRAMMAR

Much / many (много), few / little (мало)

1. Прочитайте правило:

Мы используем:

much, little — с неисчисляемыми существительными;

many, few — с исчисляемыми существительными.

a lot of, lots of, plenty of — и с теми и с другими.

NOTE

much / many употребляются в основном в вопросительных и отрицательных предложениях, тогда как **a lot of / lots of / plenty of** употребляются в утвердительных предложениях.

I haven't got much money but have a lot of friends. Have you got many books? I have a lot of books!

much, little также являются наречиями со значением много и мало.

2. Рассортируйте существительные на две категории: те, про которые вы скажете *many / few* (исчисляемые), и те, про которые вы скажете *much / little* (неисчисляемые).

friends, information, cars, computers, problems, money, dollars, partners, shirts, skirts, dresses, cats, children, dreams, luggage, rubbish, firms, flats, jobs, work, free time, papers, computer programs, suits, calculators, machines, equipment, ideas, pets, rooms, products, plans, interests, hobbies, holidays, chairs, furniture, books, food

Much / Little	Many / Few
<i>information</i>	<i>friends</i>

STEP 3

1. Закончите предложения.

a) Much or many?

How many dresses have you got?

- How _____ money have you got?
- How _____ staff have you got?
- How _____ time do you need?
- How _____ phone calls do you make?
- How _____ subsidiaries have you got?
- How _____ water have they got?
- How _____ coffee do we need to order?
- How _____ emails do you receive every day?
- How _____ furniture is there in the room?

b) Few or little?

I have few lazy colleagues.

- There's _____ water in the cooler.
- There are _____ people in the office today.

- 3) _____ computers in our office are new.
- 4) I have too _____ time to explain it.
- 5) She's very unpopular and has _____ friends.
- 6) I know _____ about the new project.
- 7) There's _____ information about it.

Jerry's daughter

1. Прочитайте и запомните приведенные ниже слова и выражения:

slim — стройный	a body — тело
tall — высокий	a leg — нога
turned-up — курносый	a foot — ступня
freckles — веснушки	an arm — рука
curly hair — курчавые волосы	a hand — кисть
shine — блестеть	a head — голова
get dark — темнеть	a face — лицо
pay — платить	eyes — глаза
laugh — смеяться	ears — уши
tidy — опрятный	lips — губы
neat — аккуратный	a mouth — рот
get angry — сердиться	a chin — подбородок
stamps her feet — топтать ногами	cheeks — щеки
shout — орать	skin — кожа
spit — плевать	hair — волосы

2. Прочитайте и переведите рассказ.

Kate is a cute girl. She's slim and tall. Her arms are strong. Her legs are long. She has big blue eyes. Yes, she's really nice. Her face is round, her nose — turned-up. She has some freckles. She likes to laugh. Her long curly hair shines in the sun. She likes to play, she likes to run. She's always tidy, she's always neat. Just the kind of girl you would like to meet!

But when she gets angry, she stamps her feet, she screams and shouts. She can even spit!

Her eyes get dark, her face gets red. If you make her angry, you'll pay for that.

3. Прочитайте, переводя слова в скобках на английский.

Kate is a (забавная) girl. She's (стройная) and (высокая). Her (руки) are (сильные). Her (ноги) are (длинные). She has big blue (глаза). Yes, she's really (милая). Her (лицо) is (круглое), her (нос) — (вздёрнутый). She has some (веснушки). She likes to (посмеяться). Her (длинные волосы), (курчавые) shines in the sun. She likes to play, she likes to run. She's always (опрятная), she's always (аккуратная). Just the kind of girl you would like to meet!

But when she gets (злая), she stamps her feet, she screams and shouts. She can even spit!

Her eyes get (темные), her face gets (красным). If you make her (злой), you'll pay for that.

4. Вставьте пропущенные слова.

turned-up, strong, dark, tall, red, neat, pretty, cute, big, nice, angry, slim, tidy, green, long, dark, round, curly, pimply

Kate is a _____ girl. She's _____ and _____. Her arms are _____. Her legs are _____. She has _____ blue eyes. Yes, she's really _____. Her face is _____, her nose — _____. She has some freckles. She likes to laugh. Her _____, long hair shines in the sun. She likes to play, she likes to run. She's always _____, she's always _____. Just the kind of girl you would like to meet!

But when she gets _____, she stamps her feet, she screams and shouts. She can even spit!

Her eyes get _____, her face gets dark _____. If you make her angry, you'll pay for that.

5. Опишите своего друга, брата, сестру.

Opposites (антонимы)

Audio file 3. I'm big!

1. Подберите к каждой фразе из левого столбца фразу из правой, чтобы получилось стихотворение. Проверьте себя по диску (Audio file 3a).



I'm big. —	I'm sad.
I'm short. —	I'm hungry.
I'm happy. —	I'm fat.
I'm good. —	I'm tall.
I'm thin —	I'm very wise.
I'm full! —	I'm bad.
I'm pleased —	I'm angry.
I'm bored. —	I'm small.
I'm stupid —	I'm surprised.

2. Ответьте на вопросы диктора (Audio file 3b)

STEP 6

Body

1. Подберите к каждому слову из левой колонки перевод из правой.

head	губа
neck	рот
body	волосы
leg	зуб
foot	голова
toe	нога
arm	шея
hand	тело
finger	ступня
shoulder	палец ноги
face	палец руки
nose	глаз
eye	ухо
ear	щека
cheek	нос
chin	подбородок
hair	рука
tooth	кисть руки
lip	плечо
mouth	лицо

2. Используйте как можно больше слов и опишите себя.

My name is _____. I'm _____. I'm _____. My hair is _____. My eyes are _____.

STEP 7

Character

Audio file 4

1. Прослушайте стихотворение (Audio file 4).
2. Прочитайте стихотворение

My boyfriend

My boyfriend is great. He's the nicest of all!
 He's strong and handsome, attractive and tall.
 He is athletic, ambitious and smart.
 He's tough but he has a very good heart.
 He is self-confident, modest and kind.
 Trustworthy and honest! He is a find!
 Gentle, romantic, hardworking and cute
 Generous, faithful. He's so good!

3. Прочитайте, переводя слова в скобках на английский.
 My boyfriend is (великолепен). He's (самый милый) of all!
 He's (сильный) and (красивый), (привлекательный) and (высокий).
 He is (спортивный), (честолюбивый) and (умный).
 He's (жесткий) but he has a (очень доброе сердце).
 He is (уверенный в себе), (скромный) and (добрый).
 (Достойный доверия) and (честный)! He is a (находка)!
 (Нежный), (романтичный), (трудолюбивый) and (классный)
 (щедрый), (верный). He's (такой хороший)!
4. Опишите кого-то, кто вам нравится.

STEP 8

Describing People

1. Соедините слово и его описание так, чтобы получилось предложение.

A friendly person	always works hard.
A self-confident person	is always full of energy.
A reliable person	is always ready to help.
An efficient person	never wastes time.
A hardworking person	is and achiever, wants to succeed in life.
A purposeful person	is always cheerful and full of enthusiasm.
An enthusiastic person	has a clear purpose in life.
An ambitious person	always believes in himself (herself).
An energetic person	always keeps his (her) promises.

STEP 9

1. Подберите подходящий совет к каждой проблеме.

Problem	Advice
<i>I don't like my figure!</i>	Smile at your reflection in the mirror every morning. Believe in yourself. You are the best!
I can't wake up in the morning!	Take a hot shower and drink a cup of tea!
I feel cold all the time!	Don't watch the news or horror films before bed.
I don't feel self-confident!	<i>Play sports! Don't eat burgers! Don't drink Cola!</i>
I have no progress in English!	Listen to your English CD regularly!
I feel tired after work!	Take vitamins and don't forget to have lunch at work!
I can't fall asleep!	Go to bed earlier! Take a cool shower in the morning!
I can't remember new words	Keep studying and the results will come!

CONVERSATION STEP 10

Пол и Чак говорят о женщинах
Audio file 5

1. Исправьте 15 ошибок в диалоге и проверьте себя по диску (Audio file 5).

What does she look like?

- What does your girlfriend look like?
- Well, she tall and well-built. She's really sporty.
- What sports does she do?
- She does yoga, plays basketball and tennis, besides, she's keen on extreme sports.
- Wow, what extreme sports does she practice?
- She go bungee jumping and rafting.
- Isn't it dangerous?
- It is, but she very brave and fit. She says it's cool.
- Is she pretty?

- Yes, she have red hair, green eyes, a small nose and a big mouth.
- What does she for a living?
- She's a cop.
- I see. It explains a lot.
- How about your wife? What does she look like?
- She is small, a little bit plump and very attractive.
- What color are her hair?
- She's blond. She has big blue eyes and a charming smile.
- Does she likes sports?
- She isn't athletic, but she very smart.
- Really?
- Yes, she speaks five foreign languages and has an MBA.
- Oh, what her job?
- She's a chief accountant in a big construction company.
- Does she gets a good salary?
- Yes, she does!
- Well, my girlfriend don't make a lot of money but she can dance really well.
- My wife can't dance, but she's a good cook.
- Does she cook every day?
- Yes, she's always cooking something nice for dinner.
- Wow! Does she can bake?
- Yes, she likes baking and she always makes a nice birthday cake for me.
- Oh, my girlfriend hate cooking, so we often eat out or buy takeaway food.
- Does she like housework?
- No, but we have a dishwasher and on Saturdays we usually go together to the Laundromat.
- I see. My wife loves housework, but I always helps her.
- What do you do?
- I often do the dishes and clean the floor.
- What do you like doing in your free time?
- We go to the cinema or concerts. How about you?
- We usually eat out at a restaurant or some pub.
- I see. Tastes differ.

2. *Прочитайте диалог вслух и переведите его.*

3. *Переведите на английский.*

- Какая у тебя девушка (как она выглядит)?
- Ну, она высокая, с хорошей фигурой. Очень любит спорт.
- Каким спортом она занимается?
- Йогой, она играет в баскетбол и теннис, кроме того, она любит экстремальный спорт.
- Да? А каким экстремальным спортом она занимается?
- Прыгает на тресе и занимается рафтингом.
- Это не опасно?
- Опасно, но она отважна и в хорошей форме. Она говорит, это классно.
- Она хорошенькая?
- Да, у нее рыжие волосы, зеленые глаза, маленький носик и большой рот.
- А кем она работает?
- Она полицейский.
- Понятно, это многое объясняет.
- Как насчет твоей жены? Какая она?
- Она маленькая, немного пухленькая и очень привлекательная.
- Какого цвета её волосы?
- Она блондинка. У нее большие голубые глаза и чарующая улыбка.
- Она любит спорт?
- Нет, она не спортивная, но очень умная.
- Да?

- Да, она говорит на пяти иностранных языках и окончила МБА.
- Да? А кем она работает?
- Она главный бухгалтер в большой строительной фирме.
- У нее большая зарплата?
- Да!
- Ну, моя девушка много не зарабатывает, но она хорошо танцует.
- Моя жена не умеет танцевать, но она хорошая повариха.
- Она готовит каждый день?
- Да, она всегда готовит что-нибудь вкусенькое на ужин.
- Вот это да! А она умеет печь?
- Да, она любит печь и всегда мне делает торт на день рождения.
- Моя девушка ненавидит готовить, поэтому мы часто ходим куда-нибудь поесть или покупаем готовую еду.
- А она любит делать домашнюю работу?
- Нет, но у нас есть посудомоечная машина, и по субботам мы всегда вместе ходим в прачечную.
- Понятно, моя жена любит домашнюю работу, но я всегда ей помогаю.
- И что ты делаешь?
- Я часто мою посуду и пол.
- Что вы любите делать в свободное время?
- Мы часто ходим в кино и на концерты, а вы?
- Мы обычно ходим поесть в ресторан или паб.
- Понятно, вкусы у всех разные.

STEP 11

1. Проверьте себя! Подберите правильный перевод к каждому выражению.

He's big and tall.	Она слабая и застенчивая.
She's short and small.	Она стройная.
He's fat.	Она невысокая и маленькая.
She's slim.	Он большой и высокий.
She has long, blond hair.	Он толстый.
He has short dark hair.	Он трудолюбивый и надежный.
She has big blue eyes.	Он сильный и уверенный в себе.
He has small brown eyes.	У него короткие темные волосы.
He's very nice and friendly.	Она честолюбивая и целеустремленная.
She's ambitious and purposeful.	У нее большие голубые глаза.
He's hardworking and reliable.	Он симпатичный и дружелюбный.
She's energetic and enthusiastic.	У него маленькие карие глаза.
He's strong and self-confident.	У нее длинные светлые волосы.
She's weak and shy.	Она энергичная и полная энтузиазма.

Day 2

Прслушайте все диалоги первого дня, прочитайте их вслух, сделайте задания на перевод с русского на английский, просмотрите грамматические правила и упражнения. Теперь приступайте ко второму уроку.

DESCRIBING A PRODUCT
(описание продукта, товара)

STEP 1

The new product

1. Прочитайте и запомните слова и выражения

launch into the market — выпустить на рынок	in 3 sizes — трех разных размеров
successful — успешный	suitable — подходящий
performance — работа	purpose — цель
satisfied — довольный	height — высота

in great demand — пользоваться спросом	width — ширина
reliable in operation — надежный в работе	weight — вес
easy to handle — легкий в обращении	modification — модификация
memory — память	free delivery — бесплатная доставка
speed — скорость	money-back guarantee — гарантия возврата денег
efficiency — эффективный	within — в течение, в пределах
available — доступный, в наличии	competition — конкуренция, конкуренты
advantage — преимущество	glass — стекло
up to the world standards — отвечать мировым стандартам	provide — предоставлять
meet requirements — отвечать требованиям	one-year warranty — годовая гарантия

3. *Подберите ответ к каждому вопросу.*

1. How big is it?	It weighs 5 kg.
2. How high is it?	It's made of plastic and glass.
3. How long is it?	It's black.
4. How wide is it?	It's not very big.
5. How thick is it?	It's 50 cm high.
6. How heavy is it?	It's 3 cm thick.
7. What color is it?	It's 3 cm wide.
8. What is it made of?	It's 70 cm long.

STEP 2 READING



Audio file 6

1. *Прослушайте текст (Audio file 6).*

2. *Прочитайте и переведите текст.*

A new product

This year our company launches a new revolutionary product into the market — the SS/12 MPad. The model is very successful and all our customers are satisfied with its performance. The model is in great demand in Europe and the USA.

The new gadget has a number of advantages. It's very popular among business people. It's reliable in operation and easy to handle. Its memory is much bigger, its speed is faster and its efficiency is higher.

The model is now available in 10 different colors. It's made of metal, plastic and glass. It comes in three sizes, so it's suitable for any purpose.

Its height is 25 cm to 40 cm, its width is 15 to 20 cm, it's 1 to 3 cm thick and its weight is from 150 to 300 grams.

You can choose the appropriate modification from our catalogue.

We provide free delivery within the UK and a money-back guarantee within 10 days.

We also give a one-year warranty on all our products.

Our prices are much lower than the competition.

MPad SS/12 is the best model in today's market at this price. It's up to world standards, so it will meet all your requirements.

Buy now and you'll get a 10% discount!

3. *Ответьте на вопросы.*

- 1) Is the new model successful?
- 2) Are the customers satisfied with its performance?
- 3) Is it better than the old one?
- 4) What is it made of?
- 5) Is it available in many colors?
- 6) How big is it?
- 7) How heavy is it?
- 8) How much is delivery?
- 9) What guarantee do they provide?
- 10) What discount can you get?

4. Прочитайте текст вслух, переводя слова в скобках на английский.

This year our company (выпускает) a new revolutionary (продукт) into the (рынок) — the SS/12 MPad. The (модель) is very (успешная) and all our (покупатели) are (довольны) with its (работой). The model is (пользуется большим спросом) in Europe and the USA.

This new (гаджет) is (лучше) to the (предыдущих) ones and has a number of (преимуществ). It's very (популярна) among business people. It's (надёжна) in (работе) and easy to (в обращении). Its (память) is much bigger, its (скорость) is faster and its (эффективность) is higher.

The new model is now (доступна) in 10 different colors. It's made of (металл), (пластик) and (стекло). It comes in three (размер) so it's (подходит) for any (цель).

Its (высота) is 25 cm to 40 cm, its (ширина) is 15 to 20 cm, it's 1 to 3 cm (толщиной) and its (вес) is from 150 to 300 grams.

You can choose the appropriate (модификацию) from our (каталог).

We provide (бесплатная доставка) within the UK and a (гарантия возврата денег) within 10 days.

We also give a one-year (гарантия) on all our products.

Our (цены) are lower than the (у конкурентов).

MPad SS/12 is the best model in today's (рынок) at this price. It's up to world (стандарты), so it will meet all your (требования).

Buy now and you'll get a 10% (скидка)!

VOCABULARY

STEP 3

1. Составьте словосочетания, используя выражения из левого и правого столбцов.

The new model is...

easy	in operation
reliable	to handle
has	world standards
in great	demand
more	for any purposes
suitable	efficient
up to	in any size, any color
it will meet	all your requirements
available	in our new catalogue
presented	a number of advantages

READING

STEP 4

1. Прочитайте рекламное объявление

MEGACOMPUTERS

Great deals (сделки, предложения) on all new models!

Pay 100 pounds now followed by 12 monthly payments.

Interest-free credit

Free delivery

1-year guarantee

Software package free

2. Ответьте на вопросы.

- 1) How much should you pay to get a new computer?
- 2) Do you have to pay interest on your credit?
- 3) Do you have to pay for delivery?
- 4) Do you have to pay for the software package (программное обеспечение)?
- 5) What guarantee will you get?

STEP 5

1. Сравните два конкурирующих продукта.

MPad	IPad
Company: Megasoft Price: 500 pounds Weight: 250 grams Size 25x35x2 cm Comes in 10 different colors Free delivery within the UK 1-year guarantee 1-year after-sales service Comes with 100 free fun games 24-hour support on our hotline or at the call center Trip to Las Vegas for the best slogan for the advertising campaign!	Company: Apple Price: 600 pounds Weight: 300 grams Size 25x35x3 cm Comes in 3 different colors Free delivery within London 1-year guarantee 1-year after-sales service 10% discount for the first 100 lucky buyers! Gifts and prizes for everybody in May! Visit our site for more information about products and discounts.

2. Ответьте на вопросы.

- 1) Which products is cheaper?
- 2) Which product is lighter?
- 3) Which product is thinner?
- 4) Which product comes in more colors?
- 5) Which company gives a discount?
- 6) Which company offers a competition?
- 7) Which company has a hotline for support?
- 8) Which company offers free delivery?
- 9) Which company offers after-sales service?
- 10) Which product is better?

STEP 6 VOCABULARY

Business forms

1. Подберите к каждой позиции из правого столбца подходящее описание в левом столбце и напишите рассказ о Джерри.

business address	Sulton
company	Jerry
date	managing director
date of birth	65, Oak Lane, London
extension number	LB6 7IL
email address	+44 0819654200
first name	16 May 1969
maiden name	372
job title	Edinburgh, Scotland
marital status	married with 2 children
place of birth	20 November 2007
post code	Smart
surname/last name	jerry-sulton/megasoft@gmail.com
work phone number	Megasoft

Her first name is Jerry. Her surname is Sulton. _____

1. Прочитайте и запомните следующие слова и выражения.

look for — искать	sales team — отдел продаж
sales experience — опыт в продажах	main target — главная цель
increase sales — увеличить продажи	improve communication — улучшить связи
lead — возглавлять	background — опыт, послужной список
direct — руководить	an asset — достоинство, актив

2. Прочитайте, переведите и ответьте на вопросы.

SALES MANAGER

Salary: 30,000 pounds a year + commissions from sales and an annual bonus

London-based company is looking for a person with sales experience to increase sales in the UK and to lead and direct the sales team. The main target is to improve communication and coordination between our production, sales and marketing departments.

Background in management is an asset.

For further information, please contact Heather Leeds, tel. 921.455 66 78,
email: leeds-megasoft@gmail.com

- 1) What vacancy is open?
- 2) Where is the company located?
- 3) What salary will they pay?
- 4) Will they pay commissions from sales?
- 5) What responsibilities will this person have?
- 6) What department will this person head?
- 7) What is the main target for this person?
- 8) What can be an asset?

In your opinion

1. Ответьте на вопросы.

- 1) Who is the most popular actor or actress in your country?
- 2) Who is the most popular TV host, newsreader?
- 3) Who is the most powerful politician?
- 4) Who is the richest person in your country?
- 5) Who is the most famous athlete in your country?
- 6) Who is the most important person in the history of your country?
- 7) What is the most valuable export product in your country?
- 8) What is most famous book in your country?
- 9) What is the best film in your country?



Audio file 7

1. Вставьте пропущенные слова и проверьте себя по диску (Audio file 7).

- previous, successful, guarantee, market, delivery, business, advantages, discounts, reliable, model, expensive, customers, grams, plastic, product, memory**
- What new _____ have you got this year?
- Last January we launched into the _____ a new revolutionary product, the new SS/12 MPad.

- Is this _____ popular?
- Yes, it's very _____ in Europe and the USA and all our _____ are satisfied with its performance.
- Is it better than your _____ models?
- Yes, it's faster, its _____ is bigger and it's more efficient.
- What is it made of?
- It's made of metal, glass and _____.
- What are its _____?
- It's very thin and lightweight. It weighs only 300 _____.
- Wow! That's impressive!
- Besides, the new model is user-friendly and very _____.
- What _____ do you provide?
- We provide a one-year guarantee.
- How much is _____?
- We provide free delivery within the UK.
- That's very good. One more question, is it _____?
- Our prices are competitive and we offer _____ to regular customers.
- Who are your customers?
- Mostly young _____ people.
- Thank you very much. That was very interesting.
- The pleasure was all mine.

2. Прочитайте диалог вслух и переведите его.

3. Переведите на английский.

- Какой новый продукт у вас есть в этом году?
- В январе мы выпустили на рынок революционный продукт, новый SS/12 MPad.
- Эта модель популярна?
- Да, она очень успешна в Европе и Америке, и все наши покупатели довольны ее работой.
- Она лучше, чем предшествующие модели?
- Да, она быстрее, объем памяти больше, и она более эффективна.
- Из чего она сделана?
- Из металла, стекла и пластика.
- А какие у нее преимущества?
- Она очень тонкая и легкая. Она весит всего 300 граммов.
- Да! Это впечатляет!
- Кроме того, эта новая модель легка в использовании и очень надежна.
- А какую гарантию вы предоставляете?
- Год гарантии.
- Сколько стоит доставка?
- Мы предоставляем бесплатную доставку в пределах Великобритании.
- Прекрасно. Еще вопрос, она дорогая?
- У нас конкурентоспособные цены, и мы предоставляем скидки постоянным покупателям.
- Кто ваши покупатели?
- В основном молодые деловые люди.
- Спасибо, было очень интересно.
- Было приятно ответить на ваши вопросы.

STEP 10 WRITING

Buying things on the Internet/ Selling online

1. Прочитайте и напишите заказ в Мегасофт от своего имени.

MEGASOFT ELECTRONICS
ONLINE ORDER FORM

Quantity (количество)	Item (предмет)	Code (код, номер)	Price (цена)	Total cost (итоговая цена)
1	Megacopy Machine	MM/77	500 pounds	500
2	Megaprinter	MP/33	250 pounds	500
3	Megabook	MB/11	300 pounds	9000
			Gross total (общий итог)	1900
			Discount 10%	190
			Net amount due (сумма к оплате)	1810

NAME: John Green
Company: ITT
Address: 22 Ash Road

Postcode: BR6 7YU
Phone: 0135 776 98 90
Email: itt-products@mail.com

2. Ответьте на вопросы.

- 1) Who is the buyer?
- 2) Who is the seller?
- 3) What does he want to buy?
- 4) How much should he pay?
- 5) What discount did he get?

STEP 12

1. Вставьте пропущенные слова, прочитайте и переведите письмо.

we confirm, catalogue, dear, contact, thank you, orders, sincerely yours, credit card

To: itt-products@mail.com
Subject: your order 12.05

_____ Mr. Green
_____ for your order of 12 May.
_____ that your ordered the following items from our _____:

1. Megacopy Machine MM/77 – 1 x 500 pounds
2. Megaprinter MP/33 – 2 x 250 pounds
3. Megabook MB/11 – 3 x 300 pounds

GROSS TOTAL is 1900 pounds.
Minus a 10% discount

NET AMOUNT DUE IS 1810
The sum of 1810 pounds was charged to your _____.
You'll get the goods in 3 days.
If you have any questions, please _____ us at megaproducts@mail.com.

We look forward to further _____ from you.

Mary Brown
Sales Manager

1 SELF TEST 12

1. Ответьте «да» или «нет».

- 1) Much употребляется с исчисляемыми существительными.

- 2) Many употребляется с исчисляемыми существительными.
 3) A lot of/ plenty of употребляется и с теми и с другими.
2. Выберите правильную форму превосходной степени.
- 1) She is the beautifullest/ the most beautiful girl in our group.
 - 2) I'm happiest/ the happiest person in the world!
 - 3) Nancy is the smartest/ the most smartest pupil in our group.
 - 4) This is cutest/ the cutest baby of all.
 - 5) My dog is the friendliest/ the most friendly dog in the world.
 - 6) This is the tastiest/ the most tasty cake at the party.
 - 7) This is most interesting/ the most interesting program on TV.
 - 8) He is the badest/ the worst pupil in our class.
3. Сравните Энн и Мэри.
 Mary is 10 and Ann is 10. (Mary is as old as Ann.)
- 1) Mary is 10 but Judy is 12.
 - 2) Mary is tall and Ann is tall.
 - 3) Mary is tall but Judy is short.
 - 4) Mary is clever and Ann is clever.
 - 5) Mary is clever but Judy is silly.
 - 6) Mary's dress is new. Judy's dress is old.
 - 7) Mary's parents are rich. Judy's parents are poor.
4. Обведите правильный предлог:
- 1) I usually get up _____ 7 o'clock.
in on at
 - 2) I normally study _____ the morning.
in on at
 - 3) I usually have lunch _____ noon.
in on at
 - 4) School always starts _____ September 1st.
in on at
 - 5) We usually have holidays _____ winter.
in on at
 - 6) My birthday is _____ June 16th.
in on at
 - 7) My dad comes from work late _____ the evening.
in on at
 - 8) Late _____ night you can see the stars in the sky.
in on at
 - 9) We usually finish studies _____ 2 o'clock.
in on at
 - 10) I never study _____ Sundays.
in on at
 - 11) We sometimes study _____ Saturday morning.
in on at
 - 12) I always go to the country house _____ summer.
in on at
 - 13) I go to the sports club _____ Wednesdays and _____ Fridays.
in on at
 - 14) I always get good presents _____ my birthday.
in on at

5. Выберите правильное вопросительное слово:

how big, how long, how tall, how heavy, how many

- | | |
|-------------------------------------|---------------------------------|
| 1) _____ is it? It's 3 meters long. | 5) _____? It's as big as a bus. |
| 2) _____ is it? It's seven. | 6) _____? It has two heads. |
| 3) _____? It weighs 20 kilograms. | 7) _____? It has 10 eyes. |
| 4) _____? It's 2 meters tall. | 8) _____? It has six legs. |

6. Составьте из двух половинок слова и запишите в таблице напротив соответствующего русского понятия.

Satis-, suit-, success-, -ight, -mory, -fication, -very, pro-, require-, competi-, he-, advan-, -ciency, we-, guaran-, stan-, -pose, wi-, -liable, -able, -vide, -fied, -tage, -mand, me-, effi-, perfor-, re-, avail-, de-, -ful, -ments, -tion, -mance, -dard, pur-, -dth, modi-, deli-, -tee, -able, -ight.

успешный —	цель —
работа —	высота —
довольный —	ширина —
спрос —	вес —
надежный —	модификация —
память —	доставка —
эффективность —	гарантия —
доступный, в наличии —	конкуренция —
преимущество —	требования —
стандарт —	предоставлять —
подходящий —	

7. Подберите правильный перевод к каждому выражению.

in 3 sizes	пользоваться спросом
launch into the market	довольный
successful	выпустить на рынок
performance	трех разных размеров
satisfied	скорость
suitable	память
provide	надежный в работе
in great demand	эффективный
free delivery	доступный, в наличии
competition	преимущество
reliable in operation	легкий в обращении
modification	работа
easy to handle	отвечать мировым стандартам
weight	подходящий
memory	успешный
speed	цель
efficiency	высота
glass	ширина
available	вес
one-year warranty	модификация
advantage	бесплатная доставка
within	гарантия возврата денег
up to the world standards	в течение, в пределах
purpose	конкуренция, конкуренты
height	отвечать требованиям
width	стекло
money-back guarantee	предоставлять
meet requirements	годовая гарантия

8. *Найдите и исправьте ошибки в выражениях:*

- 1) easy in handle
 - 2) reliable of operation
 - 3) superior of the previous one
 - 4) has higher efficient
 - 5) in great demands
 - 6) suitable from all purposes
 - 7) up the world standards
 - 8) it will meet of your requirements
 - 9) available of any colors
 - 10) presented on our catalogue
9. *Проверьте себя (правильные ответы — в конце учебника) и поставьте себе оценку.*

Lesson 13



Дорогой читатель, в этой главе мы поедem на экскурсию по Лондону и узнаем много нового и интересного о прекрасном городе Санкт-Петербурге!

DAY 1

ПОЛЕЗНЫЕ СЛОВА И ВЫРАЖЕНИЯ

Audio file 1

1. *Прослушайте и повторите за диктором (Audio file 1).*



Is there a post office near here? — Есть ли здесь почта?
Is there a food store/ food shop near here? — Есть ли тут продовольственный магазин?
Is there a sports club near here? — Есть ли тут поблизости спортивный клуб?
Is there a church near here? — Есть ли тут церковь?
Is there a police station near here? — Есть ли тут полицейский участок?
Excuse me, where can I buy water? — Извините, где я могу купить воды?
There's a bank two blocks away. — Здесь есть банк через два квартала.
How do I get there? — Как туда попасть?
Fist turn right at the lights. — Сначала поверните направо у светофора.
Cross the street. — Перейдите улицу.
Pass the market. — Пройдите мимо рынка.
Turn left at the pet shop. — Поверните налево у зоомагазина.
You'll see the bus stop on your right. — Вы увидите остановку автобуса справа от вас.
Pass it by. — Пройдите мимо.
Walk straight ahead. — Идите прямо.
Pass the church. — Пройдите мимо церкви.
Can you show it on the map? — Не могли бы вы это показать на карте?
Can I get there by bus? — Можно туда добраться автобусом?
Which bus do I take to the park? — На какой автобус мне сесть до парка?

STEP 1

Audio file 2

1. Прослушайте диалог (Audio file 2a)

Asking for directions	Как пройти?
Natasha: Excuse me, please tell me, is there a post office near here?	Наташа: Извините скажите, пожалуйста, есть ли тут рядом почта?
Passer-by: There's one two blocks away.	Прохожий: Да, через два квартала.
Natasha: How to get there?	Наташа: Как туда попасть?
Passer-by: I'll try to explain. First turn right at the lights, cross the street and pass the market. Then turn left at the pet shop and you'll see a big bus stop. Pass it by, walk ahead, pass the church and a school building then you'll see a big park. Don't go there after dark. Cross the park, walk a little way back ...	Прохожий: Попробую объяснить. Сначала поверните направо у светофора, перейдите улицу и пройдите мимо рынка. Затем поверните налево у зоомагазина, и вы увидите большую зеленую автобусную остановку. Пройдите мимо нее, вперед, пройдите церковь и здание школы, затем вы увидите большой парк. Не ходите туда после наступления темноты. Перейдите парк, вернитесь немного назад ...
Natasha: Can you show it on the map?	Наташа: Не могли бы вы это показать на карте?
Passer-by: Yes, of course. Here it is.	Прохожий: Да, конечно. Вот где это.
Natasha: Thank you!	Наташа: Спасибо.
Passer-by: Have a nice day, Miss!	Прохожий: Приятного дня, мисс.

2. Повторите диалог за диктором (Audio file 2b)

3. Прочитайте вслух, переводя слова вслух на английский:

Natasha: Excuse me, please tell me, is there a (почта) (рядом)?

Passer-by: There's one two (квартала) away.

Natasha: (Как туда добраться)?

Passer-by: I'll try to explain. First turn right at the (светофора), cross the (улицу) and pass the (рынок).

Then turn left at the (зоомагазина) and you'll see a big (автобусную остановку).

Pass it by, (пройдите вперед), pass the (церковь) and a (школа) building then you'll see a big (парк).

Don't go there after (темноты). (перейдите, пройдите сквозь) the park, walk a little way (назад).

Natasha: Can you show it on the (карте)?

Passer-by: Yes, of course. Here it is.

Natasha: Thank you!

Passer-by: Have a nice day, Miss!

4. Ответьте «да» или «нет».

- 1) There is a post office one block away.
- 2) Natasha should cross the street.
- 3) Natasha should pass the pet shop.
- 4) Natasha should turn left at the lights.
- 5) Natasha should take a bus at the bus stop.
- 6) Natasha shouldn't go to the park when it's dark.
- 7) Natasha should cross the park.
- 8) Natasha should pass the church.
- 9) Natasha has a map.

5. Вернитесь к диалогу (задание 1), закройте английский текст и переведите вслух диалог с русского на английский.

Questions

1. Прочитайте правило:

Вопрос в английском языке образуется путем изменения порядка слов. Он обычно начинается с вопросительного местоимения: What/Where/When/ What time/ How much/ How long/ How often/ How/ Why, за ним следует вспомогательный глагол: am/ is/ are, do/does, did или модальный глагол: can, may, must, shall, could, затем следует поставить подлежащее, смысловой глагол, дополнения и все прочие члены предложения:

When do you usually start work? Can I give you the money tomorrow?

Исключения — вопрос к подлежащему, в котором порядок слов не меняется:

Who is the winner of the game? What is left on the floor?

Существует несколько типов вопросов:

1. General questions (общий вопрос). Такой вопрос требует ответа «да» или «нет»:

Do you like sports? Yes, I do. Are you a teacher? No, I am not.

2. Special questions (специальный вопрос). Он начинается с вопросительного местоимения: where, when, why, what, which, who, how long и требует развернутого ответа:

Where do you work. I work in Megasoft Russia. When do you usually get up? I usually get up at 7 am.

3. Alternative questions (альтернативный вопрос). ... or ...?

Is he a teacher or a student? He is a student. What do you like more, coffee or tea? I prefer tea.

4. Tag Questions (расчлененный вопрос):

You are a teacher, aren't you? You aren't a teacher, are you? He plays tennis, doesn't he?

He doesn't play tennis, does he? It's a nice day today, isn't it? It isn't a nice day today, is it?

Исключения составляют вопросы, начинающиеся с «Let's», они оканчиваются на «...shall we?»:

Let's go out together, shall we? Let's dance, shall we?

1. Определите тип вопроса.

STEP 3

- 1) Do you have anything to declare?
- 2) What is your favorite film?
- 3) Who is your favorite writer?
- 4) What's your address in the UK?
- 5) Are you a doctor or a nurse?
- 6) It's a nice day today, isn't it?
- 7) Where are you from?
- 8) You like your job, don't you?
- 9) Let's start the game, shall we?
- 10) Are you a doctor?
- 11) Is it a book or a magazine?
- 12) You are a manager, aren't you?

STEP 4

Questions

1. Расставьте слова в таком порядке, чтобы получился вопрос.

- 1) they work at weekends sometimes do?
- 2) he ever travel does on business?
- 3) you go how often out do?
- 4) go shopping after work you do sometimes?
- 5) he work go every day to does?
- 6) you usually have lunch what time do?
- 7) do do a lot of paperwork you usually?
- 8) finish work you what time usually do?

- 9) how often you do study English?
 10) you often do overtime do?
2. *Поставьте в вопросительную форму.*
- 1) You sometimes work at weekends. _____?
 - 2) She often travels on business. _____?
 - 3) He usually does a lot of paperwork in the morning. _____?
 - 4) They usually have lunch at the canteen. _____?
 - 5) On Sundays we always do a lot of housework. _____?
 - 6) Fred plays football twice a week. _____?
 - 7) For breakfast Mary usually has porridge and eggs. _____?
 - 8) Sometimes they go to bed at midnight. _____?
3. *Задайте вопрос к подлежащему.*
- 1) John knows many languages. Who _____?
 - 2) Tom doesn't want to study German. Who _____?
 - 3) Mary can play the piano. Who _____?
 - 4) We often write reports. Who _____?
 - 5) Ann doesn't work at weekends. Who _____?
 - 6) Mark never comes late to work. Who _____?
 - 7) The book is on the table. What _____?
 - 8) This indoor plant is very beautiful. What _____?
4. *Подчеркните модальные глаголы в предложениях. Задайте вопрос.*
- 1) Everybody should learn English if they want to find a better job. Why _____?
 - 2) Mary can play the piano. What musical instrument _____?
 - 3) They can't speak English because they don't study it. Why _____?
 - 4) Tom should finish the report on time. What _____?
 - 5) He doesn't speak Chinese because it's a very difficult language. Why _____?
 - 6) We must finish this work on time. When _____?
 - 7) John mustn't be late to work or he'll be sacked! Why _____?
 - 8) They should come to the office earlier. Where _____?

STEP 5 VOCABULARY

Opposites

1. Подберите антонимы:

cold (холодный)	soft
small (маленький)	high
hard (твердый, трудный)	narrow
low (низкий)	weak
heavy (тяжелый)	cruel
dangerous (опасный)	big
short (короткий)	lazy
late (поздний, поздно)	long
fast (быстрый, быстро)	light
wide (широкий)	borong
strong (сильный)	pessimistic
hardworking (трудолюбивый)	safe
kind (добрый)	bad
optimistic (оптимистичный)	passive
active (активный)	slow
happy (счастливый)	hot
interesting (интересный)	early
good (хороший)	sad

My city

1. Прочитайте и запомните слова и выражения, приведенные в таблице.

capital — столица	skyscraper — небоскреб
historic — исторический	busy — оживленный
pond — пруд	monument — монумент, памятник
square — площадь	cathedral — собор
museum — музей	bank — банк
park — парк	shop — магазин
painting — картина	market — рынок
church — церковь	shopping center — торговый центр
expensive — дорогой	gallery — галерея
world — мир	quiet — тихий
season — сезон	fantastic — фантастический, великолепный
shouldn't miss — не должны пропустить	public transport — общественный транспорт
famous — знаменитый	underground station — станция метро
cheap — дешевый	palace — дворец
historic — исторический	bridge — мост
shopping mall — торговый комплекс	post office — почта
heavy — тяжелый	stamp — марка
wonderful — чудесный	post card — открытка
cinema — кинотеатр	envelope — конверт
theatre — театр	modern district — современный район
funfair — ярмарка с аттракционами	column — колонна
ride — аттракцион для катания	canal — канал
theme park — парк аттракционов	fountain — фонтан

2. Добавьте **there is/ there are** и переведите рассказ о Лондоне.

Hello, my name is Heather. I'm from the UK. I live in London. London is the capital of the UK. It's a big historic city. It's very beautiful. _____ a lot of people in London, about 10 million people live there. London is very busy. _____ lots of cars and buses on the streets in the day and at night. London is an important business center but it's very green. _____ plenty of parks and gardens there, full of trees and flowers. The most famous park is Hyde Park. The most beautiful park is St. James's Park near Buckingham Palace. _____ a lot of birds there. _____ several big ponds there, too. They are full of fish and you can feed them. _____ a big beautiful square in the center of the city. It's called Trafalgar Square. _____ a column in the middle of the square. It's called Nelson's column after Admiral Nelson. _____ a lot of old beautiful houses in London but _____ a lot of modern buildings, too. _____ lots of skyscrapers in the business district of the city. _____ very many important museums and historical monuments in the city. The most famous museum is the British Museum. _____ a lot of interesting things there. Another good museum is the National Gallery in Trafalgar Square. _____ plenty of beautiful paintings there. If you like museums, you should visit it! _____ a lot of old churches and cathedrals in London. The most famous of them is St. Paul's Cathedral. _____ very many famous theatres and cinemas in London. The most famous theatre is called Covent Garden. It's an opera theatre. _____ lots of banks, shops, markets and shopping malls in London. The most famous shopping area is called Piccadilly Circus. When you come to London, you shouldn't miss it! _____ shops from all over the world there. They are very good but very expensive, too! _____ lots of bars and restaurants in London. You can try food from any country in the British capital. I live in a nice, quiet suburb. It's very green and pretty. _____ a shop near my place but _____ (not) a shopping mall. _____ a cinema but _____ (not) a theatre.

_____ two restaurants round the corner and a good fast food café by the underground station.
 _____ (not) a post office but _____ a bank in my district.
 _____ a big sports center nearby. I go there twice a week.

If you come, I'll show you around.

London is a great place to visit in any season!

3. *Подберите перевод из правого столбца к каждому слову из левого.*

<i>capital</i>	парк
theatre	монумент
pond	собор
cinema	магазин
park	церковь
church	торговый центр
shopping mall	кинотеатр
column	колонна
skyscraper	театр
monument	банк
cathedral	дворец
shop	мост
market	станция метро
bank	рынок
department store	торговый центр
gallery	небоскреб
palace	галерея
bridge	фонтан
underground/subway station	<i>столица</i>
canal	пруд
museum	канал
fountain	музей

STEP 7 CONVERSATION

Buying a ticket

Audio file 3

1. *Вставьте в пропуски подходящие слова.*

return, change, train, two tickets, pounds, single, cash

— Hello, can I help you?

— Hi, can I have _____ for the 5 o'clock _____ to Oxford.

— _____ or return?

— _____, please.

— Children or adults?

— One adult, one child.

— That's 40 _____.

— Can I pay _____?

— Certainly.

— Here's a fifty-pound note.

— Here's your _____. Here are the tickets.

— Thank you.

2. *Прослушайте диск и проверьте себя (Audio file 3a).*

3. *Прочитайте диалог вслух, затем попрактикуйтесь в диалоге с диктором (Audio file 3b).*

4. *Переведите на английский.*

— Чем могу помочь?

— Здравствуйте, можно мне два билета на пятичасовой поезд до Оксфорда?

— В один конец или туда и обратно?

- Туда и обратно.
- Детский или взрослый?
- Один взрослый, один детский.
- Это сорок фунтов.
- Можно заплатить наличными?
- Конечно.
- Вот пятьдесят фунтов.
- Вот ваша сдача. Вот билеты.
- Спасибо.

STEP 8



Хезер рассказывает Наташе о Лондоне

Audio file 4

1. *Прослушайте диалог (Audio file 4).*
2. *Найдите и подчеркните все прилагательные в превосходной степени.*
 - How old is London?
 - Oh, it's one of the oldest cities in Europe. It's over 2 thousand years old.
 - How big is it?
 - Oh, it's very big! It's one of the largest European cities.
 - What's the population of London?
 - It's about 10 million people. People from all over the world live in London.
 - Even the Russians?
 - There are more than 300 000 Russian people in London and most of them are very rich people!
 - Really?
 - Sure thing! For example, the famous Russian oligarch Abramovich is now considered the richest person in England and his house is the second largest house in London after the Queen's palace.
 - Unbelievable! Are there many big palaces in London?
 - Yes, a lot! Palaces, castles, country cottages, not to mention the most expensive apartments in the world!
 - Where are they?
 - There's a house, called Hyde Park. It's for billionaires only. A small apartment costs there about 100 million pounds!
 - I wonder who can afford it?
 - Arab oil tycoons and Russian oligarchs, not us the poor Brits!
 - Is Hyde Park very beautiful?
 - It's very nice, but the most beautiful park is St. James's Park. It's not far from Buckingham Palace.
 - Is the palace big?
 - Yes, it's huge! And you can visit it if you like!
 - Is there an underground in London?
 - Yes, there is! It's the oldest and the largest in Europe!
 - Are the stations beautiful?
 - No, they are not as beautiful as in Moscow, but the underground is very efficient. It's the best kind of public transport in London!
 - Are there any good theatres in London?
 - Yes, certainly! But the very best and the most famous is Covent Garden.
 - Is it a drama theatre?
 - No, it's an opera and ballet theatre.
 - Are the tickets expensive?
 - Yes, they are! But you can see the world's best performers — singers and dancers there!
 - Well, I'll wait till they come to Saint Petersburg. Are there any good museums in London?
 - Yes, there are nearly a hundred museums in the city and the biggest and the most popular is, of course, the British Museum.
 - How many pieces are there?
 - About a million! It's one of the largest in the world!
 - Is it expensive?
 - No, it isn't! Most museums in London are cheap or free, so don't lose your chance to visit them!

- I won't! How can I get there?
- There's a bus stop in our street. You can get there by any bus.
- Thank you!

Переведите на английский.

- Сколько лет Лондону?
- Это один из старейших городов в Европе. Ему более 2000 лет.
- Он большой?
- Да, очень. Это один из самых больших европейских городов.
- Каково население Лондона?
- Около 10 миллионов. Люди со всего мира живут в Лондоне.
- Даже русские?
- В Лондоне более 300 000 русских, и большинство из них очень богатые люди.
- Да?
- Конечно, например, русский олигарх Абрамович теперь считается самым богатым в Англии, и его дом второй по величине в Лондоне после дворца королевы.
- Невероятно, а в Лондоне много дворцов?
- Да много здесь можно увидеть, дворцы, замки, коттеджи, не говоря уже о самых дорогих квартирах в мире!
- Где эти квартиры находятся?
- В здании, называемом Гайд-парком. Оно только для миллиардеров. Маленькая квартирка стоит там сто миллионов фунтов!
- Интересно, кто может себе это позволить?
- Арабские нефтяные шейхи и русские олигархи, не мы, бедные британцы!
- А сам Гайд-Парк красивый?
- Да? Оо самым красивым парком считается парк Святого Джеймса, он рядом с Букингемским дворцом.
- Он большой?
- Огромный, и ты можешь его посетить, если захочешь!
- Есть ли метро в Лондоне?
- Да есть, оно самое большое и старое в Европе.
- Станции красивые?
- Нет, они не такие красивые, как в Москве, но метро очень удобное. Это лучший вид общественного транспорта в Лондоне.
- Есть ли в Лондоне хорошие театры?
- Конечно, но самый лучший и знаменитый — это Ковент-Гарден.
- Это драматический театр?
- Нет, это театр оперы и балета.
- Билеты дорогие?
- Да, но ты можешь увидеть лучших артистов в мире, певцов и танцоров!
- Я подожду, пока они приедут в Петербург. Есть ли хорошие музеи в Лондоне?
- Да, в городе почти 100 музеев, и самый большой и самый популярный, конечно, Британский музей.
- Сколько там экспонатов?
- Около миллиона. Он один из самых больших в мире!
- Он дорогой?
- Нет. Большинство музеев в Лондоне дешевые или бесплатные, поэтому не уппусти шанс посетить их!
- А как туда добраться?
- Автобусная остановка на нашей улице. Ты можешь туда доехать любым автобусом.
- Спасибо!

STEP 9 READING

1. Прочитайте и переведите письмо.

Dear Mrs. Sulton
 I'd like to apply for the position of Sales Manager advertised in The Times on 10 June.
 I'm very interested in the post you have and I think I've got the right skills and experience for the job.

I've got an MBA in Marketing and Sales and five years of experience in sales as you can see from my CV. In addition to that I have good computer and communication skills. I would be happy to work in such a famous company and I would like to be involved both in e-commerce and direct sales. I would also like to use my skills and knowledge in new ambitious projects. Please let me know if there are any other details you need. I look forward to hearing from you.
Yours sincerely
James Brown

2. Ответьте на вопросы

- 1) What is the name of the applicant?
- 2) What position would he like to apply for?
- 3) What education does he have?
- 4) What work experience does he have?
- 5) What other skills does he have?
- 6) Why would he like to work in this company?
- 7) What projects is he interested in?
- 8) Is he a good candidate for the job? Why?

STEP 10

1. Проверьте себя! Подберите правильный перевод к каждому выражению.

Is there a post office near here?	Есть ли тут поблизости спортивный клуб?
Is there a food store/ food shop near here?	Извините, где я могу купить воды?
Is there a sports club near here?	Есть ли тут продовольственный магазин?
Is there a church near here?	Здесь есть банк через два квартала.
Is there a police station near here?	Есть ли здесь почта?
Excuse me, where can I buy water?	Есть ли тут полицейский участок?
There's a bank two blocks away.	Есть ли тут церковь?
How do I to get there?	Перейдите улицу.
Fist turn right at the lights.	Как туда попасть?
Cross the street.	Вы увидите остановку автобуса справа от вас.
Pass the market.	Идите прямо.
Turn left at the pet shop.	Пройдите мимо.
You'll see the bus stop on your right.	Поверните налево у зоомагазина.
Pass it by.	Пройдите мимо рынка.
Walk straight ahead.	Пройдите мимо церкви.
Pass the church.	Не могли бы вы это показать на карте?
Can you show it on the map?	Можно туда добраться автобусом?
Can I get there by bus?	Сначала поверните направо у светофора.
Which bus do I take to the park?	На какой автобус мне сесть до парка?

Day 2

Прслушайте все диалоги первого дня, прочитайте их вслух, сделайте задания на перевод с русского на английский, просмотрите грамматические правила и упражнения. Теперь приступайте ко второму уроку.

STEP 1

Audio file 5

1. Прослушайте диалог (Audio file 5a)

What are you going to do?	Что ты собираешься делать?
Jerry: Hello, girls. How are you? Tomorrow is Sunday. What are you going to do?	Джерри: Привет, девчонки. Как дела? Завтра воскресенье, что вы будете делать?

What are you going to do?	Что ты собираешься делать?
Natasha: I'm going to sleep all day.	Наташа: Я собираюсь весь день спать.
Heather: I'm going to do sport and play.	Хезер: Я собираюсь заниматься спортом и играть.
Joanna: I think I will work.	Джоанна: Я думаю, я буду работать.
Heather: I might do some housework.	Хезер: Я, может, сделаю кое-какую работу по дому.
Natasha: I'm going to the movies with Willy and Jack.	Наташа: Я собираюсь в кино с Вилли и Джеком.
Heather: And what are you going to do?	Хезер: А вы что будете делать?
Jerry: Try to guess. I won't tell you!	Джерри: Попробуйте догадаться. Я вам не скажу.
Natasha: Are you going to do the shopping?	Наташа: Пойдете в магазин?
Jerry: No, I'm not.	Джерри: Нет, не пойду.
Heather: Are you going to the movies?	Хезер: Пойдете в кино?
Jerry: No, I'm not.	Джерри: Нет, не пойду.
Joanna: Are you going to cook?	Джоанна: Будете готовить?
Jerry: No, I'm not.	Джерри: Нет, не буду.
Joanna: Do you like cooking?	Джоанна: А вы любите готовить?
Jerry: No, I don't.	Джерри: Нет, не люблю.
Natasha: Are you going to go dancing?	Наташа: Пойдете танцевать?
Jerry: Yes, I am. We're going to a disco with my best friend, Pam.	Джерри: Да, пойду. Мы собираемся на дискотеку с моей лучшей подружкой Пэм.

2. Повторите диалог за диктором (Audio file 5b)

3. Ответь те «да» или «нет».

- 1) Natasha is going to sleep.
- 2) Natasha is going to the movies.
- 3) Heather is going to work.
- 4) Heather is going to do some housework.
- 5) Joanna is going to cook.
- 6) Heather is going to do sport.
- 7) Jerry is going to do the shopping.
- 8) Heather is going to the disco.

4. Прочитайте, ставя глаголы в скобках в правильной форме.

Jerry: Hello, girls. How are you? Tomorrow is Sunday. What you (do)?

Natasha: I (sleep) all day.

Heather: I (do) sport and play.

Joanna: I think I (work).

Heather: I (do) some housework.

Natasha: I (go) to the movies with Willy and Jack.

Heather: And what you (do)?

Jerry: Try to guess. I (not/tell) you!

Natasha: you (go) shopping?

Jerry: No, I'm not.

Heather: you (go) to the movies?

Jerry: No, I'm not.

Joanna: you (cook)?

Jerry: No, I'm not.

Joanna: Do you like cooking?

Jerry: No, I don't.

Natasha: you (go) dancing?

Jerry: Yes, I am. We (go) to the disco with my friend, Pam.

5. Вернитесь к диалогу (задание 1), закройте английский текст и переведите вслух диалог с русского на английский.

Действие в будущем

1. Прочитайте правило

to be going to ... (я собираюсь, намереваюсь сделать)	will (я сделаю, буду делать)	I might (я, может быть, сделаю)
to be going to — я уже решил это сделать (я собираюсь это сделать). <i>I'm going to study English tomorrow.</i>	will — я делаю предположения о будущем, я ничего еще не спланировал, я просто упоминаю о каких-то событиях, которые будут иметь место Часто употребляется в следующих словосочетаниях: I think I will, I hope I will, I will probably, maybe ... <i>I think I'll study French next year.</i>	I might go for a walk or I might stay at home. (Я ещё не решил, что я сделаю)

2. Ответьте на вопросы.

- 1) What are you going to do on Monday?
- 2) What are you going to do on Tuesday?
- 3) What are you going to do on Wednesday?
- 4) What are you going to do on Thursday?
- 5) Are you going to go to the theatre or the movies on Friday?
- 6) Are you going to the sports club on Saturday?
- 7) Are you going to eat out on Sunday?
- 8) Are you going abroad in May?
- 9) When are you going to have a holiday, a vacation this year?

REMEMBER!

Если уверены в своих планах, используйте: «I'm going to ...»

Если планы еще могут поменяться, используйте: «I will ...»

Если вы еще не определились, используйте: «I might ...»

1. Вставьте подходящие по смыслу слова из списка

winter, weather, March, snow, skating, dark, skiing, magical, cold, climate, long, ice, palaces, November, Christmas Tree, snows, concert, sleigh, longer, fun, longer, winter sports, shorter, season, shorter, white, presents

I live in St. Petersburg and I like it very much. It's my home town! St. Petersburg is the second largest city in Russia and the largest northern city in the world. Its _____ is rather cold, but the city looks very beautiful in any _____. I like walking around, looking at the streets, monuments, _____ and churches. I think I like my city in any season but my favorite season is _____.

Winter is very _____ in St. Petersburg. It starts in _____ and ends in _____. It's _____ outside and it often _____. The days are getting _____ and _____ and the nights are getting _____ and _____. Sometimes it's very _____ and I stay at home.

In winter there is a lot of _____ everywhere, on the streets, on the houses, in the parks and even on cars and buses. The rivers are frozen and covered with _____.

Everything is _____. The city looks _____!

I like winter because I like doing _____, _____. Most of all I like _____ and _____ and going down the hill in a _____.

I like this season because in winter we celebrate the most popular holiday of the year — the New Year! It's _____! We decorate the _____, have a good dinner, watch a special _____ on TV together and get a lot of _____.

Our president always wishes us good luck. We make wishes, kiss, and have a lot of fun.

Some people don't like winter, but I think it's a very interesting _____.

2. *Расскажите про свое любимое время года.*

STEP 4 CONVERSATION

Welcome to St. Petersburg!

Жан приехал в Петербург из Франции. Он расспрашивает Наташу о ее родном городе.

1. *Прочитайте диалог. Вставьте пропущенные прилагательные.*

the most beautiful, expensive, interesting, largest, the most famous, cheap, good, historic, younger, big, old, wonderful, beautiful, big, tall, the heaviest, the largest, fantastic, great, public

Jean: Is your city _____?

Natasha: Yes, it's very big. It's the second _____ city in Russia.

Jean: Is St. Petersburg an _____ city?

Natasha: No, it's only 300 years old. It's much _____ than Moscow.

Jean: Is it an _____ city?

Natasha: Yes, it's a very interesting city and it's _____ place in Russia.

It's the city of palaces and bridges.

Jean: How many bridges are there in St. Petersburg?

Natasha: More than 300!

Jean: Wow! Are there any _____ museums in St. Petersburg?

Natasha: Yes, there are about 100 museums in my city!

Jean: What is _____ museum in St. Petersburg?

Natasha: It's the Hermitage. There are many _____ paintings and statues there. You shouldn't miss it!

Jean: Where is it?

Natasha: It's in Palace Square. It's very _____. There is a _____ column in the middle. It's called Alexander's column. It's a monument to the Napoleonic War. It's _____ column in the world! The main building of the Hermitage Museum is the Winter Palace. It's _____ palace in Europe. It was the home of the Russian Tsar. There more than 1000 rooms there!

Jean: _____! Are there any _____ shops in St. Petersburg?

Natasha: Yes, sure. Most of them are in Nevsky Prospect. It's the main street of the city.

Jean: Are they _____?

Natasha: Yes, very expensive. If you want to find _____ things, you should go to the shopping malls in the suburbs.

Jean: Are there any good restaurants in St. Petersburg?

Natasha: Yes, there are plenty of restaurants in the city, cafés, coffee shops, snack bars and fast food restaurants.

Jean: Are they expensive?

Natasha: Some of the are and some of them aren't. It depends on the restaurant!

Jean: Are there any good theatres in St. Petersburg?

Natasha: Yes, there are more than 20 theatres in the city. The most famous theatre is, of course, the Mariinsky Theatre in Theatre Square. You should visit it. It's _____!

Jean: Can I get there by bus?

Natasha: Yes, you can get there by _____ transport.

Jean: It seems, St. Petersburg is a great place to visit! But now I need stamps and postcards. I want to send a postcard to mum. Is there a post office in your district?

Natasha: Yes, there's one just across the street. Let's go together. I need to buy some envelopes too.

Jean: Good. Let's go!

Audio file 6

2. *Проверьте себя, прослушав диалог (Audio file 6).*

3. *Прочитайте диалог вслух.*

**Tell me about your city****Audio file 7**

1. *Ответьте на вопросы диктора (Audio file 7)*
 - 1) What is the largest stadium in your city?
 - 2) What is the oldest building in your city?
 - 3) What is the largest shop in your city?
 - 4) What is the most expensive shop in your city?
 - 5) What is the best restaurant in your city?
 - 6) What is the most famous museum in your city?
 - 7) What is the most famous theatre in your city?
 - 8) What is the longest street in your city?
 - 9) What is the most beautiful place in your city?
 - 10) What is your favorite place in your city?
 - 11) Who are the most famous people in your city?
 - 12) Who are the most famous people in the history of your country?

1. *Прочитайте предложения, описывающие центр города.*
 - 1) There is a church in the square.
 - 2) There is a garden in the middle of the square.
 - 3) There is a cinema next to the church.
 - 4) There is a bus stop at the corner of Apple Street.
 - 5) There is a newsstand in front of the supermarket.
 - 6) There is a cemetery behind the church.
 - 7) There is a gas station behind the supermarket.
 - 8) There is a hospital on the left of the supermarket.
 - 9) There is a restaurant on the right of the cinema.
 - 10) There is a bank opposite the restaurant.
 - 11) There is a flower shop next to the cemetery.
 - 12) There is a museum opposite the church.
 - 13) There is a café next to the cinema.
 - 14) There is a supermarket opposite of the church.
2. *Нарисуйте центр города по описанию из задания 1 и расскажите о нем, используя предлоги из списка.*
in front of, in the middle, in the center, between, next to/near, behind, opposite, on the corner

STEP 7 READING

1. Прочитайте рекламу.

Welcome to the British Museum!

It's the top attraction of London.

It's in Great Russell Street.

It's open from Monday to Sunday.

It's free.

The British Museum

Great Russell Street

London WC1B 3DG

020 7323 8299

visitorinformation@thebritishmuseum.ac.uk

2. Ответьте на вопросы

- 1) What is the name of the museum?
- 2) Where is it?
- 3) What is its email address?
- 4) What is its phone number?
- 5) Is it expensive?
- 6) Is it popular?
- 7) When is its day off?

STEP 8 CONVERSATION

Going to the movies

Audio file 8

1. Расставьте реплики в диалоге в правильном порядке. Проверьте себя по диску (Audio file 8).

- How many children and how many adults?
- At 5 o'clock.
- Can I pay by credit card?
- Thanks.
- Hi, how can I help you.
- That's ten pounds fifty, please.
- Hello, Can I get five tickets for *Terminator Returns*, please?
- Of course. Enter your PIN number here. Now please, sign here.
- OK. One more question, when does it start?
- Two children and three adults, please.
- Thank you. Here are your tickets.

2. Прочитайте диалог вслух.

3. Переведите диалог на английский.

- Hi, how can I help you.
- Hello, Can I get two tickets for *Terminator Returns*?
- That's ten pounds fifty, please.
- Can I pay by credit card?
- Of course. Enter your PIN number here. Now please, sign here.
- OK.
- Thank you. Here are your tickets.
- Thanks.



At the exhibition

Audio file 9

1. *Исправьте 6 ошибок в тексте. Прослушайте диалог (Audio file 9) и проверьте себя.*
 - Excuse me, where we can buy tickets for the exhibition?
 - You can to buy them at the ticket office.
 - Where it is?
 - It's on the left of the entrance.
 - Hello, four tickets, please.
 - Children or adults?
 - Adults, please.
 - That 5 pounds each, so that'll be 20 pounds altogether.
 - OK, here are you.
 - Here the tickets, please.
 - Thank you.
2. *Прочитайте диалог вслух.*
3. *Вслух переведите на английский.*
 - Извините, где мы можем купить билеты на выставку?
 - Вы можете их купить в кассе.
 - Где это?
 - Слева от входа.
 - Здравствуйте, четыре билета, пожалуйста.
 - Детских или взрослых?
 - Взрослых.
 - Тогда по пять фунтов каждый, всего двадцать фунтов.
 - Хорошо, вот (деньги).
 - Вот ваши билеты, пожалуйста.
 - Спасибо.

Smart holidays

Great holidays for smart people! Buy now and get 10% discount!

1. *Выберите поездку и ответьте на вопросы.*

Paris	Spain	Greece	Mongolia
5 days	10 days on the beach!	14 days	12 days
Hotel + half board (breakfast and dinner)	B@B	4-star hotel, all inclusive	Nomadic yurts, full board
Go by ship	Go by bus	Aqua Park nearby	Go by plane
City tour + visit to the Louvre	Private beach	Go by plane	Backpacking, horse riding,
400 pounds per person	Free beach chair + umbrella	Trip to Athens, trip to Olympia, trip to Delphi	Mountain climbing, fishing folk festival
15% discount for children under 10.	550 pounds per person	750 pounds per person	1100 pounds per person
		10% discount for children under 10	

- 1) Where are you going on holiday?
- 2) How long are you going to stay?
- 3) How are you going to get there?
- 4) Where are you going to stay?
- 5) How many meals a day are included?
- 6) What else is included into the program?
- 7) How much is it?
- 8) Are there any discounts for children?

STEP 11**Holidays!****Audio file 10**

1. *Подберите ответ к каждому вопросу. Проверьте себя по диску (Audio file 10).*

<p>1. Hi, Heather! Where are you going on holiday this year? 2. Wow. That's exotic! Who are you going to travel with? 3. Oh, isn't it lovely! How are you going to get there? 4. Where are you going to stay? 5. My god! That must be hard! 6. How long are you going to stay there? 7. Are you going to get up early? 8. What are you going to eat? 9. Cool! Are you going to swim and sunbathe? 10. Are you going to see the sights? 11. What are you going to do there? 12. Wow! Sounds great! How much money are you going to spend? 13. That's a lot! Well, I wish you a good holiday. 14. Bye!</p>	<p>In nomadic yurts! Yes, we are going to do yoga early in the morning. I'm going to Mongolia. Bye, see you later! It's quite expensive. About 1100 per person. Not really. There are no historic monuments in the area. For 12 days. We are going to go backpacking, mountain climbing, fishing, rafting, cycling, horse riding. Traditional Mongolian food! Yes, there's a lake nearby. Thank you. I hope everything will be all right. No, don't worry! They are very warm and comfortable! With my boyfriend, Mike. By plane and then by bus.</p>
---	--

2. *Переведите на английский вслух.*

- Привет, Хезер! Куда ты собираешься в этом году на каникулы?
- Я собираюсь в Монголию.
- Вот это да! Какая экзотика! А с кем?
- С моим парнем, Майком.
- О, чудесно! А как вы туда собираетесь добираться?
- Сначала самолетом, потом автобусом.
- А где вы собираетесь жить?
- В юртах кочевников!
- Боже! Это, должно быть, трудно!
- Нет, они теплые и комфортабельные.
- Сколько вы собираетесь там пробыть?
- Двенадцать дней.
- Вы собираетесь рано вставать?
- Да мы собираемся заниматься йогой рано утром.
- Что вы собираетесь есть?
- Традиционную монгольскую пищу.
- Здорово, а вы собираетесь купаться и загорать?
- Да, рядом есть озеро.
- Вы собираетесь осматривать достопримечательности?
- Нет, в том районе нет исторических памятников.
- А что вы там собираетесь делать?
- Ходить в походы, лазить по горам, ловить рыбу, заниматься рафтингом, кататься на велосипедах, на лошадях!
- Да, звучит здорово. Сколько денег вы собираетесь потратить?
- Это довольно дорого. Примерно 1100 фунтов на человека.
- Да, это много. Ну, желаю хорошего отпуска.
- Спасибо. Надеюсь, все будет хорошо.
- Пока.
- Пока, до встречи.

3. Ответьте на вопросы диктора (Audio file 11).

Audio file 11

What are you going to do on holiday?

- 1) Are you going to stay at home?
- 2) Are you going to travel to exotic countries?
- 3) Where are you going to go?
- 4) Who are you going to travel with?
- 5) How are you going to get there?
- 6) Where are you going to stay?
- 7) How long are you going to stay there?
- 8) Are you going to get up early?
- 9) Are you going to eat out?
- 10) Are you going to swim?
- 11) Are you going to sunbathe?
- 12) Are you going to see the sights?
- 13) What are you going to buy?
- 14) How much money are you going to spend?



‡ SELF TEST 13

1. Ответьте «да» или «нет».

- 1) Вопрос в английском языке образуется путем изменения порядка слов.
- 2) Для образования большинства типов вопросов требуется вспомогательный глагол.
- 3) В английском языке существуют три типа вопросов.
- 4) Для образования вопроса к подлежащему используют обратный порядок слов.
- 5) В расчлененных вопросах используется обратный порядок слов в основной части и прямой после запятой.

2. Выберите правильный вариант.

- 1) St. Petersburg is the youngest/younger than Moscow.
- 2) London is bigger/the biggest than St. Petersburg.
- 3) Petersburg is more beautiful/the most beautiful than Moscow.
- 4) The Hermitage is larger/the largest museum in the world.
- 5) Alexander's column is heavier/the heaviest column in the world.
- 6) The Volga is longer/the longest than the Neva.
- 7) St. Petersburg has more/the most bridges than Moscow.
- 8) St. Isaac's Cathedral is younger/the youngest than St. Basil's Cathedral in Moscow.
- 9) St. Petersburg is one of the better/the best cities in the world.
- 10) The climate in St. Petersburg is one of the worse/the worst among big European cities.

3. Некоторые предложения написаны с ошибками. Найдите их и исправьте.

- 1) Do Tom and Mary often studies together?
- 2) His father not come home early.
- 3) Your friends usually have lunch at home?
- 4) He likes reading novels.
- 5) How much time do you spend watching TV?
- 6) Does Tome and Jerry ever play together?
- 7) He don't often watches football on TV.
- 8) They doesn't study English.
- 9) Uncle Sam have six cars.
- 10) He not like spending money.
- 11) Are you like watching TV?
- 12) We never don't play tennis together.
- 13) My favorite hero does Batman.
- 14) Where he usually goes after school?

4. Вставьте пропущенный вспомогательный глагол.

a) do, does

- 1) Where _____ you live?
- 2) Where _____ he study?
- 3) What music _____ you like?
- 4) What books _____ your brother like?
- 5) _____ you need a new bag?
- 6) _____ your father need a new car?
- 7) What _____ you want to eat?
- 8) What _____ your mother like to eat?
- 9) What time _____ you usually get up?
- 10) What time _____ your sister usually get up?

b) can, should, be (am, is, are)

- 1) _____ you swim?
- 2) _____ your brother skate?
- 3) How old _____ you?
- 4) Where _____ he from?
- 5) What _____ your favorite book?
- 6) Good children _____ study English every day.
- 7) When in class children _____ fight.
- 8) _____ ride a bike?
- 9) When you go to a party, you _____ be nice and polite.
- 10) Hi, how _____ you today?
- 11) _____ you hungry?
- 12) _____ your dog hungry?
- 13) _____ they tired?

5. Расставьте слова в правильном порядке, чтобы получился вопрос.

- 1) He what time get up usually does? _____
- 2) Usually does in the morning what she do? _____
- 3) What you do usually at work do? _____
- 4) Go out you do how often? _____
- 5) How many hours a day you work do? _____
- 6) Usually you after work do what do? _____
- 7) What language study does your brother? _____
- 8) To play does your sister the piano like? _____
- 9) Your do father what does? _____

6. Расставьте правильно буквы в словах и запишите в таблице напротив соответствующего русского понятия.

pndo, comnlu, rkpa, grounundder, tafoinun, tamrke, catalpa, hosp, rchchu, ryllega, mentnumo, cepala, ral-caedth, atthere, cimane, ingildbu, pihostal, erscrskyap, gebrid, lacan, aknb, umumse

столица —	здание —
театр —	галерея —
пруд —	дворец —
кинотеатр —	мост —
парк —	метро —
церковь —	канал —
колонна —	музей —
небоскреб —	фонтан —
памятник —	рынок —
собор —	банк —
магазин —	больница —

7. *Внимайте перевод:*

cold — _____

small — _____

hard — _____

low — _____

heavy — _____

dangerous — _____

short — _____

late — _____

fast — _____

beautiful — _____

strong — _____

hardworking — _____

kind — _____

optimistic — _____

active — _____

pessimistic — _____

easy — _____

lazy — _____

safe — _____

light — _____

ugly — _____

weak — _____

famous — _____

8. *Проверьте себя (правильные ответы — в конце учебника) и поставьте себе оценку.*

Lesson 14



Дорогой друг, в этой главе мы поговорим о прошлом и познакомимся с новым грамматическим временем.

DAY 1

ПОЛЕЗНЫЕ СЛОВА И ВЫРАЖЕНИЯ

Audio file 1

1. Прослушайте и повторите за диктором (Audio file 1).

What did you do? — Что вы делали?
 What did you eat? — Что вы ели?
 Where did you go? — Куда вы ходили?
 When did you start work? — Когда вы начали работать?
 Did you do any housework? — Вы делали работу по дому?
 Did you do any paperwork? — Вы работали с бумагами?
 Did you do overtime? — Вы работали сверхурочно?
 Did you make many phone calls? — Вы сделали много звонков?
 Did you watch TV in the evening? — Вы смотрели телевизор вечером?

STEP 1

What did you do?

Audio file 2

1. Прослушайте диалог (Audio file 2a)

What did you eat?	Что ты ел?
Jerry: Today is Monday and the working week starts again. But yesterday I had a really nice day!	Джерри: Сегодня понедельник, и рабочая неделя снова начинается! Но вчера у меня был действительно хороший день!
Natasha: Where did you go? What did you eat? When did you get up? Who did you meet?	Наташа: Куда вы ходили? Что вы ели? Когда вы встали? Кого вы встретили?
Jerry: I got up at 9 and played with my dog.	Джерри: Я встала в девять и играла со своей собакой.

What did you eat?	Что ты ел?
Natasha: I woke up at 10 and had a hotdog.	Наташа: Я проснулась в десять и съела сосиску.
Heather: I didn't get up and had breakfast in bed.	Хезер: А я не вставала и завтракала в кровати.
Natasha: What did you eat?	Наташа: Что ты ела?
Heather: Porridge, bacon and bread.	Хезер: Кашу, бекон и хлеб.
Jerry: I ate some eggs, some pasta and meat.	Джерри: Я съела яйца, макароны и мясо.
Natasha: I had some yogurt. And what did you eat?	Наташа: Я ела йогурт. А вы что ели?
Joanna: I had some tea, some biscuits and jam, then I had potatoes, some salad and ham.	Джоанна: Я пила чай, ела печенье и варенье, а потом я ела картошку, салат и ветчину.
Natasha: Did you have any apples?	Наташа: Ты ела яблоки?
Joanna: Yes, I had some. But I didn't have any ice cream, or cakes or chewing gum.	Джоанна: Да, несколько. Но я не ела никакого мороженого, ни пирожных, ни жевательный резинки.

2. Повторите диалог за диктором (Audio file 2b)

3. Прочитайте вслух, переводя слова в скобках на английский.

Jerry: Today is Monday and the working week starts again. But yesterday I had a really good day.

Natasha: (Куда ты ходила)? (Что ты ела)? (Во сколько ты встала)? (Кого ты встретила)?

Jerry: I (встала) at 9 and (играла) with my dog.

Natasha: I (проснулась) at 10 and (съела) a hotdog.

Heather: I (не вставала) and (имела, съела) breakfast in bed.

Natasha: (Что ты ела?)

Heather: (каша), (бекон) and (хлеб).

Jerry: I ate some (яйца), some (макароны) and (мясо).

Natasha: I had some (йогурт). And what did you eat?

Joan: I had some (чай), some (печенье) and (варенье), and then had (картошку), some (салат) and (ветчину).

Natasha: Did you have any (яблоки)?

Joan: Yes, I had some. But I didn't have any (мороженого) or (пирожных) or (жевательной резинки).

4. Ответьте «да» или «нет».

1) Natasha got up at 9 am.

2) Jerry woke up at 10.

3) Heather had breakfast in bed.

4) Natasha ate porridge, bacon and bread.

5) Joan had some tea, biscuits and jam.

6) Joan ate ice cream.

7) Jerry played with her dog.

8) John drank coffee.

5. Вернитесь к диалогу (задание 1), закройте английский текст и переведите вслух диалог с русского на английский.

GRAMMAR STEP 2

The Past Simple Tense (простое прошедшее время)

1. Прочитайте правило:

Простое прошедшее время образуется при помощи 2-й формы глагола. (Для правильных глаголов — глагол + -d/-ed; для неправильных необходимо выучить 2-ю форму.)

work-worked, go-went

Простое прошедшее время обозначает:

1) действие, происшедшее в прошлом, когда время точно указано: *He came at 7 a. m. I saw him yesterday.*

2) последовательные действия в прошлом: *She smiled, nodded and went out.*

3) повторявшиеся действия в прошлом: *He always started work at 9.*

Местоимения	Утвердительная форма	Вопросительная форма	Отрицательная форма
I, you, we, they, he, she, it	I worked yesterday. I wrote a letter yesterday.	Did you work yesterday? Did you write a letter yesterday?	No, I did not (didn't) work yesterday. No, I did not (didn't) write a letter yesterday.

NOTE

Окончания при образовании 2-й формы глаголов

1. Конечное «у» после согласной меняется на «i», но не меняется после гласной:

carry-carried, marry-married, enjoy-enjoyed

2. После ударной гласной согласная удваивается:

stop-stopped, sob-sobbed, prefer-preferred

2. Образуйте 2-ю форму правильных глаголов и запишите ее в нужную графу.

walk, look, play, study, visit, tidy, wash, watch, call, kiss, stay, cook, return, arrive, stop, love, start, open, close, climb, comb, clean, prefer, ban, plan

+ d	+ ed	y+ed=ied	Удвоенная согласная
love+d= loved like+d=liked	watch+ed=watched clean+ed=cleaned	study+ed=studied copy+ed=copied play+ed=played	stop+ed= stop <u>ped</u> prefer+ed=prefer <u>red</u>

3. Найдите и подчеркните в диалоге (Step 1) все формы Past Simple. Определите, какие глаголы правильные, а какие нет.

4. Добавьте **did** и **didn't** для образования вопросительной и отрицательной формы Past Simple.

	Вопросительная форма		Отрицательная форма
1. What you want to eat? 2. Where he work? 3. What she do? 4. What they like to do? 5. Where he study? 6. What you need? 7. How often they go out? 8. What time he usually get up? 9. What books she like to read. 10. What car they want to buy?	<i>What did you want to eat?</i>	1. He want to eat. 2. I work at school. 3. She like her job. 4. They want to study German. 5. We need a new car. 6. They go out very often. 7. He go to school. 8. I like reading newspapers. 9. She want to buy a car. 10. We study German.	<i>He didn't want to eat.</i>

STEP 3

Глагол «to be»

1. Прочитайте правило.

Глагол «to be» в Past Simple не требует вспомогательного глагола для образования вопросительной и отрицательной формы.

She was tired. Was she tired? She wasn't tired. We were busy. Were we busy? We weren't busy.

2. Дополните предложения глаголом «to be» в Past Simple:

Was / were

- 1) _____ she happy at school?
- 2) _____ they at home when you came?
- 3) Who _____ ill yesterday?
- 4) Where _____ you last week?
- 5) Who _____ hungry after the show?
- 6) Where _____ he born?
- 7) _____ the weather cold yesterday?

Wasn't / weren't

- 1) He _____ happy about it.
- 2) They _____ busy yesterday.
- 3) I _____ ill yesterday.
- 4) We _____ at school yesterday.
- 5) I _____ hungry after the show.
- 6) He _____ born in London.
- 7) The weather _____ cold yesterday.

STEP 4

1. Напишите, где все были в 7 часов утра.

It's 9.30 am		At 7 am
Natasha is at her desk. Heather is at the canteen. Jerry is in her office. John is at the reception. The staff are in the office The dustman is outside. The driver is in the car.	in bed at the swimming pool at the hairdresser's in her car at home in the underground in the gym	<i>Natasha was in bed.</i>

2. Ответьте на вопросы. Где вы вчера были (по образцу):

Where were you at 7am? *At 7 am I was at home.*

- 1) at 8 am? _____
- 2) at 9.30 am? _____
- 3) at 12.00? _____
- 4) at 2 pm? _____
- 5) at 4 pm? _____
- 6) at 7 pm? _____
- 7) at 9 pm? _____
- 8) at 12.00? _____

STEP 5

Глагол «can» имеет в прошедшем времени форму «could»

1. Прочитайте правило.

Глагол «can» в Past Simple не требует вспомогательного глагола для образования вопросительной и отрицательной формы.

2. Перепишите предложения в Past Simple.

The Present Simple Tense	The Past Simple Tense
<ol style="list-style-type: none"> 1. I can speak English. 2. Can she cook? 3. We can't do this test. 4. Can you write this letter? 5. We can't find a doctor. 6. They can't finish this work on time. 7. She can bake a cake. 8. Can he play tennis? 	<ol style="list-style-type: none"> 1. <i>I could speak English.</i>

STEP 6

1. Ответьте на вопросы.

Can you...?	Could you... when you were 15?
ride a bicycle swim dive drive a car speak English operate a computer play tennis cook bake dance paint	

STEP 7

Правильные глаголы

What did they do yesterday?

1. Поставьте глагол в таблице в Past Simple и расскажите, чем вчера занимались девушки. А что вчера делали вы?
Natasha cooked, cleaned the floor and played tennis. She didn't wash the dishes or watch TV.

NAME	work	clean the floor	wash the dishes	surf the Internet	talk on the phone
Natasha	+	+			+
Sam				+	+
Tim	+			+	+
Chris	+	+	+		
You					

STEP 8

Неправильные глаголы

What did they do yesterday?

1. Поставьте глагол в таблице в Past Simple и расскажите, чем вчера занимались ребята. А что вчера делали вы?
Dave learnt some new words, read books and took pictures. He didn't swim or write letters.

NAME	read	sing	eat soup	drink coffee	take a shower
Natasha		+	+		+
Jerry			+	+	+
Tom		+		+	+
Chris	+	+	+		
You					

STEP 9

1. Просмотрите и выучите список наиболее часто употребляемых неправильных глаголов.

be — was/were	быть	let — let	позволять
become — became	становиться	lose — lost	терять
begin — began	начинать	make — made	делать
break — broke	ломать	meet — met	встречать

bring — brought	приносить	pay — paid	платить
build — built	строить	put — put	класть
buy — bought	покупать	read — read	читать
catch — caught	ловить	ring — rang	звонить
choose — chose	выбирать	run — ran	бежать
come — came	приходить	say — said	сказать
cut — cut	резать	see — saw	видеть
do — did	делать	sell — sold	продавать
draw — drew	рисовать	send — sent	посылать
drink — drank	пить	show — showed	показывать
drive — drove	водить	shut — shut	закрывать
eat — ate	есть	sing — sang	петь
fall — fell	падать	sit — sat	сидеть
feel — felt	чувствовать	sleep — slept	спать
fight — fought	драться	speak — spoke	говорить
fly — flew	летать	spend — spent	проводить
forget — forgot	забывать	stand — stood	стоять
go — went	ходить	swim — swam	плавать
get — got	получать	take — took	брать
grow — grew	расти	teach — taught	учить
have — had	иметь	tell — told	рассказывать, велеьть
hear — heard	слышать	think — thought	думать
hide — hid	прятать	understand — understood	понимать
hit — hit	ударять	wake — woke	просыпаться
hold — held	держать	wear — wore	носить
keep — kept	хранить	win — won	выигрывать
know — knew	знать	write — wrote	писать
leave — left	уходить, покидать		

WRITING STEP 10

Regular verbs (правильные глаголы)

1. Найдите ошибки в написании формы *Past Simple*:

walked, looked, plaied, studied, visited, tidyed, washed, watched, called, kissed, stayied, cooked, returned, arrived, stoped, loved, started, opened, closed, climbed, combed, cleaned, prefered, baned, planed

Irregular verbs (неправильные глаголы)

2. Найдите ошибки в написании формы *Past Simple*:

shaked, found, standed, kept, readed, send, mistaken, driven, written, cought, sung, sold, shown, eaten, thinked, brought, froze, seen, come, fought, chosen, herd, woken, did, drunk, put, wear, learned, buyed

STEP 11

1. Проверьте себя! Подберите правильный перевод к каждому выражению.

What did you do?	Когда вы начали работать?
Did you do any housework?	Вы сделали много звонков?
Where did you go?	Вы смотрели телевизор вечером?
What did you eat?	Вы делали работу по дому?
Did you do overtime?	Что вы ели?
When did you start work?	Куда вы ходили?

Did you watch TV in the evening?	Вы работали с бумагами?
Did you do any paperwork?	Что вы делали
Did you make many phone calls?	Вы работали сверхурочно??

Day 2

Прослушайте все диалоги первого дня, прочитайте их вслух, сделайте задания на перевод с русского на английский, просмотрите грамматические правила и упражнения. Теперь приступайте ко второму уроку.

STEP 1

Natasha's day off Audio file 3

1. Прослушайте диалог (Audio file 3a)

John: Hi, Natasha! How are you! You had a day off! What did you do?	Джон: Привет, Наташа. Как дела? У тебя вчера был выходной. Что ты делала?
Natasha: I went to the center! I saw Hyde Park!	Наташа: Я ездила в центр. Я видела Гайд-Парк.
John: Did you go there?	Джон: Ты в него сходила?
Natasha: No, it was very dark.	Наташа: Нет, там было темно.
John: Did you go to museums?	Джон: Сходила в музей?
Natasha: Of, course, I did! I went to the British Museum.	Наташа: Конечно! Я сходила в Британский музей.
John: Did you like it?	Джон: Тебе он понравился?
Natasha: I loved it!	Наташа: Очень!
John: Did you buy anything?	Джон: Ты что-нибудь купила?
Natasha: A blouse and a dress.	Наташа: Блузку и платье.
John: Did you spend a lot of money?	Джон: Ты много денег потратила?
Natasha: Oh, yes! And you, John, what did you do?	Наташа: О, да! А ты, Джон, что делал?
John: O, I worked all day.	Джон: Я весь день проработал.
Natasha: So you were busy, too.	Наташа: Так что ты тоже была занята.
John: Yes, I checked my mail, I made many phone calls I drank some coffee and chatted with the girls!	Джон: Я проверил почту, сделала много телефонных звонков, выпил кофе и поболтал с девочками.
Natasha: Did you go out?	Наташа: Вы куда-нибудь ходили?
John: We went to the pub.	Джон: Мы ходили в паб.
Natasha: When did you finish work?	Наташа: Когда ты закончил работу?
John: At about five.	Джон: Около пяти.

2. Повторите диалог за диктором (Audio file 3b)

3. Найдите и подчеркните в диалоге все формы прошедшего времени.

4. Ответьте «да» или «нет».

- 1) Natasha went to the center.
- 2) Natasha saw Hyde Park.
- 3) Natasha didn't go to museums.
- 4) Natasha liked the British Museum.
- 5) Natasha bought a skirt and a shirt.
- 6) Natasha spent a lot of money.
- 7) John didn't work.
- 8) John did some paperwork.

- 9) John drank tea.
 10) John finished work at 7 pm.
 11) John didn't go out yesterday.
5. *Поставьте глаголы в скобках в простом прошедшем времени.*
 John: Hi, Natasha! How are you! You had a day off! What you (do)?
 Natasha: I (go) to the center! I (see) Hyde Park!
 John: you (go) there?
 Natasha: No, it (be) very dark.
 John: you (go) to museums?
 Natasha: Of, course, I did! I (go) to the British Museum.
 John: you (like) it?
 Natasha: I (love) it!
 John: you (buy) anything?
 Natasha: A blouse and a dress.
 John: you (spend) a lot of money?
 Natasha: Oh, yes! And you, John, what you (do)?
 John: O, I (work) all day.
 Natasha: So you (be) busy, too.
 John: Yes, I (check) my mail, I (make) many phone calls. I (drink) some coffee and (chat) with the girls!
 Natasha: you (go) out?
 John: We (go) to the pub.
 Natasha: When you (finish) work?
 John: At about five.
6. *Вернитесь к диалогу (задание 1), закройте английский текст и переведите вслух диалог с русского на английский.*

† 1. *Добавьте нужный глагол.*

Did / was / were

When was he born?

- 1) Where _____ he live?
- 2) What country _____ did you want to visit last year?
- 3) Where _____ you born?
- 4) Whose book _____ he read?
- 5) What museum _____ they want to visit.
- 6) _____ they hungry after the match?
- 7) What film _____ she want to see?
- 8) Where _____ she buried?
- 9) What language _____ he study?
- 10) _____ he tired after work?
- 11) _____ the weather warm yesterday?
- 12) How often _____ you go for a walk?
- 13) How old _____ he when he started school?
- 14) _____ he play tennis when he was 7?
- 15) _____ you read when you were 5?

Didn't / wasn't / weren't

She wasn't hungry after such a big lunch.

- 1) They _____ play sports last year.
- 2) He _____ watch TV in the evening.
- 3) We _____ go to museums very often.
- 4) Her dress _____ clean after the rain.

- 5) She _____ need to buy a house.
- 6) He _____ take a shower in the morning.
- 7) She _____ happy in her family.
- 8) He _____ a good father.
- 9) She _____ study English last year.
- 10) They _____ tired after the match.
- 11) We _____ satisfied with our results.
- 12) You _____ do your homework!
- 13) They _____ old enough to vote.
- 14) He _____ play tennis when he was 7.
- 15) She _____ read when she was 5.

STEP 3

1. *Просмотрите грамматическую таблицу и выберите правильное предложение.*

<ol style="list-style-type: none"> a) <i>Yesterday I got up at 7 as usual. (Right)</i> 1) a) We not began working on time. 2) a) We stopped by the restaurant. 3) a) I didn't understood a word. 4) a) When did you finished work? 5) a) When were she born? 6) a) We didn't go out. 7) a) Did you wrote a letter to your mum? 8) a) I not liked the food. 9) a) When you went to the office? 	<ol style="list-style-type: none"> b) <i>Yesterday I goted up early as usual. (Wrong)</i> b) We didn't begin working on time. b) We stoped by the restaurant. b) I didn't understand a word. b) When did you finish work. b) When was she born? b) We didn't went out. b) Did you write a letter to your mum? b) I didn't like the food. b) When did you go to the office?
---	--

STEP 4

1. *Поставьте глаголы в скобках в простом настоящем времени.*

Every day

I usually (get up) early. I (take) a shower and (brush) my teeth. Then I (have) breakfast. I normally (drink) a cup of coffee and I (eat) some porridge. Then I (get dressed), (comb) my hair and (leave) home. I usually (drive) to work. It (take) me 30 min. I (arrive) at the office at 9.00 and (start) work immediately. In the morning I (do) a lot of paperwork. I (look) through some documents, I (send) some letters to clients and (sign) some papers. After that I normally (go) to lunch with my colleagues. We (have) some soup, meat and potatoes. After lunch I (not/ return) to the office I usually (go) to visit some customers instead. We often (discuss) many problems and usually (manage) to solve them. I (return) to the office at 4 p.m. At the end of the working day I (work) on my computer and (make) some important phone calls. I normally (finish) work at 7 p.m. and (go) home. On my way home I (do) some shopping and (buy) some food. When I (come) home I (cook) dinner and (eat) it in the kitchen. I always (spend) the evening watching TV. After that I usually (read) a little, then I (take) a shower, (brush) my teeth and (go) to bed. At that time I usually (feel) tired and (fall) asleep immediately.

2. *Поставьте глагол в скобках в простом прошедшем времени.*

Yesterday

Yesterday I (get up) early as usual. I (take) a shower and (brush) my teeth. Then I (have) breakfast. I (drink) a cup of coffee and I (eat) some porridge. Then I (get dressed), (comb) my hair and (leave) home. I (drive) to work as usual. It (take) me 30 min. I (arrive) at the office at 9.00 and (start) work immediately. In the morning I (do) a lot of paperwork. I (look) through some documents, I (send) some letters to clients and (sign) some papers. After that I (go) to lunch with my colleagues. We (have) some soup, meat and potatoes. After lunch I (not/ return) to the office I (go) to visit some customers instead. We (discuss) many problems and (manage) to solve them. I (return) to the office at 4 p.m. At the end of the working day I (work) on my computer and (make) some important phone calls. I (finish) work at 7 p.m. and (go) home. On my way home I (do) some shopping and (buy) some food. When I (come) home I (cook) dinner and (eat) it in the kitchen. I (spend) the evening watching TV. After that I (read) a little, then I (take) a shower, (brush) my teeth and (go) to bed. By that time I (feel) tired and (fall) asleep immediately.

Audio file 4

1. Ответьте на вопросы диктора (Audio file 4).

Did you go to work yesterday? Yes, I did. /No, I didn't.

Did you... yesterday?	Yes, I did.	No, I didn't.
have breakfast	✓	
take a shower in the morning		
go to work		
look through your emails		
do any paperwork		
work on your computer		
have lunch		
tidy your room		
watch TV		
do the shopping		
do sport		
take a shower		
clean your teeth before bed		
go to bed early		

STEP 6

Where were you yesterday?**Audio file 5**

1. Поставьте глаголы в скобках в прошедшем времени. Прослушайте диалог (Audio file 5) и проверьте себя.

- Hi, Natasha! (not/see) you yesterday! Where (be) you?
 — I (take) a day off and (go) to see the sights.
 — Oh, where you (go)?
 — I (go) to the center.
 — you (take) a taxi?
 — No, I (go) by the underground. It (be) fast!
 — What you (see)?
 — I (see) Buckingham Palace, St. Paul's Cathedral and Westminster Abbey.
 — you (visit) any museums?
 — Yes, I (go) to the National Gallery and the British Museum.
 — (be) it expensive?
 — No, they (be) free! I (be) surprised. In Russia museums are very expensive now.
 — you (like) them?
 — Yes, I (like) them a lot! They are great!
 — you (buy) anything?
 — Yes, I (buy) some souvenirs and this blouse.
 — Oh, it's very pretty.
 — Thank you. How about you? What you (do) yesterday?
 — Oh, I (work) all day!
 — When you (start) work?
 — At 9 am, as usual.
 — What you (do) in the morning?
 — I (look) through my mail and (make) some phone calls.
 — Where you (have lunch) yesterday?
 — We (eat) out in a small Chinese restaurant just across the street.
 — What you (do) in the afternoon?
 — We (have) a meeting and I (help) the boss to organize it.
 — What time you (finish) work?

- At 6 pm.
 - you (go) home after work?
 - No, I (go) shopping and (buy) some food.
 - What you (do) in the evening?
 - Well, I (cook) dinner and then I (spend) the evening watching TV.
 - What time you (go) to bed?
 - At about midnight. I (read) a little in bed and (fall) asleep.
2. Прочитайте диалог.
3. Переведите на английский.
- Привет, Наташа. Не видела тебя вчера. Где ты была?
 - Я взяла выходной и отправилась посмотреть достопримечательности.
 - О, и куда ты ездила?
 - Я ездила в центр.
 - Ты брала такси?
 - Нет, я ездила на метро. Это было быстро!
 - Что ты видела?
 - Букингемский дворец, собор святого Павла и Вестминстерское аббатство.
 - Ты посетила какие-нибудь музеи?
 - Да, я сходила в Национальную галерею и Британский музей.
 - Это было дорого?
 - Нет, они бесплатные. Я очень удивилась. В России сейчас очень дорогие музеи.
 - Они тебе понравились?
 - Да, очень. Они замечательные!
 - Ты что-нибудь купила?
 - Да, я купила сувениры и эту блузку.
 - О, она очень хорошенькая!
 - Спасибо, Хезер. А ты? Что ты вчера делал?
 - Я работала весь день!
 - Во сколько ты начала работу?
 - Как обычно, в девять.
 - Что ты делала утром?
 - Просмотрела почту и сделала несколько телефонных звонков.
 - Где ты вчера обедала?
 - Мы пообедали в маленьком китайском ресторане напротив.
 - Что ты делала днем?
 - У нас было собрание, и я помогла боссу организовать его.
 - Во сколько ты закончила работу?
 - В 6 вечера.
 - Ты пошла домой после работы?
 - Нет, я пошла в магазин и купила продукты.
 - Что ты делала вечером?
 - Ну, я приготовила ужин и провела вечер у телевизора.
 - Во сколько ты легла спать?
 - Примерно в полночь. Я почитала в кровати и уснула.

‡ SELF TEST 14

1. Ответьте «да» или «нет».
- 1) Для образования вопросительной и отрицательной формы в past simple tense используется вспомогательный глагол «did».
 - 2) Он имеет краткую форму в отрицании.
 - 3) Для образования вопросительной и отрицательной формы простого прошедшего времени некоторым глаголам не требуется вспомогательный.

- 4) Для образования простого прошедшего времени используется 3-я форма неправильных глаголов.
 5) Глагол «to be» в простом прошедшем времени имеет только одну форму «was».
2. *Определите, какие глаголы правильные, а какие нет, и запишите их в соответствующую графу.*
sent, mistook, drove, wrote, caught, walked, looked, shook, found, stood, kept, read, played, studied, visited, tidied, washed, watched, ate, thought, brought, froze, called, kissed, stayed, cooked, heard, woke, did, drank, put, wore, learnt, burnt, sang, sold, showed, , saw, came, fought, chose, returned, arrived, stopped, loved, started, opened, closed, climbed, combed, cleaned, preferred, banned, planned

Regular verbs	Irregular verbs

3. *Выберите правильное предложение.*
- | | |
|---|---|
| 1) a) Yesterday I wake up at 7 as usual. | b) Yesterday I woke up early as usual. |
| 2) a) We married after school. | b) We married after school. |
| 3) a) I didn't go to work yesterday. | b) I not went to work yesterday. |
| 4) a) She didn't buy any food for dinner. | b) She didn't bought any food for dinner. |
| 5) a) When did come to the office? | b) When did you came to the office? |
| 6) a) When were you born? | b) When was you born? |
| 7) a) I didn't sell anything. | b) I didn't sold anything. |
| 8) a) Did you made any phone calls? | b) Did you make any phone calls? |
| 9) a) Did you liked your job? | b) Did you like your job? |
| 10) a) When you went to France? | b) When did you go to France? |

4. *Поставьте все возможные вопросы к данным предложениям. Определите тип вопроса.*

a) Mary returned to work on Monday.

Who _____
 What _____
 Did _____
 Where _____
 When _____
 Mary _____

b) Willy and Tim often worked long hours at the office at the end of the month.


Who _____
 What _____
 Did _____
 Where _____
 When _____
 Willy and Tim _____

5. *Напишите форму простого прошедшего времени.*

shake — _____	sing — _____	hear — _____
find — _____	sell — _____	do — _____
stand — _____	show — _____	make — _____
keep — _____	eat — _____	pay — _____
read — _____	think — _____	drink — _____
send — _____	bring — _____	put — _____
mistake — _____	freeze — _____	wear — _____
drive — _____	see — _____	learn — _____
write — _____	come — _____	buy — _____
catch — _____	fight — _____	understand — _____
	chose — _____	

6. *Проверьте себя (правильные ответы — в конце учебника) и поставьте себе оценку.*

Lesson 15



Дорогой читатель, в этой главе мы узнаем печальную историю Соломона Гранди и научимся рассказывать о своих успехах!

DAY 1

ПОЛЕЗНЫЕ СЛОВА И ВЫРАЖЕНИЯ

Audio file 1

1. Прослушайте и повторите за диктором (Audio file 1).

When was he born? — Когда он родился?
 Where was he born? — Где он родился?
 They moved to London in 2003. — Они переехали в Лондон в 2003-м.
 She was a brilliant student. — Она была блестящей студенткой.
 She was good at Science. — Ей хорошо давались науки.
 She entered the university in 1999. — Она поступила в университет в 1999-м.
 She did an MBA. — Она прошла курс MBA.
 She landed a job with a big bank. — Она получила работу в большом банке.
 She got a promotion. — Она получила повышение.
 She was very successful. — Она была очень успешна.
 He retired in 2005. — Он вышел на пенсию в 2005-м.
 He fell ill and soon died. — Он заболел и вскоре умер.
 He was buried in London. — Он был похоронен в Лондоне.

STEP 1

Audio file 2

1. Прослушайте диалог (Audio file 2a)

Solomon Grundy	Соломон Гранди
Jerry: OK, we now know about your Sunday. And I'll tell you a story of Solomon Grundy.	Джерри: Ладно, теперь мы знаем о вашем воскресенье. А я расскажу вам историю о Соломоне Гранди.
Heather: When was he born?	Хезер: Когда он родился?
Jerry: I think on Monday.	Джерри: Я думаю, в понедельник.
Natasha: Did he go to school?	Наташа: Он пошел в школу?
Jerry: Of course, on Tuesday.	Джерри: Да, во вторник.

Solomon Grundy	Соломон Гранди
Joanna: Did he go to work?	Джоанна: Он пошел на работу?
Jerry: He did it on Wednesday.	Джерри: Да, пошел в среду.
Heather: When did he marry?	Хезер: Когда он женился?
Jerry: He married on Thursday.	Джерри: Он женился в четверг.
Natasha: What happened next?	Наташа: А что было потом?
Jerry: He fell ill on Friday.	Джерри: Он заболел в пятницу.
Joanna: Did he get better, that poor guy Grundy?	Джоанна: Ему стало лучше, этому бедному парню Гранди?
Jerry: No, he died on Saturday and was buried on Sunday and that was the end of Solomon Grundy.	Джерри: Нет, он умер в субботу и был похоронен в воскресенье. Так пришел конец Соломону Гранди.
Natasha: What a sad story!	Наташа: Какая грустная история!
Jerry: No need to worry! We'll repeat it word by word and then you'll learn each and every verb!	Джерри: Не надо печалиться. Мы повторим ее слово в слово, и вы выучите каждый глагол!

2. Повторите диалог за диктором (Audio file 2b)

3. Найдите и подчеркните в тексте все формы прошедшего времени.

4. Ответьте «да» или «нет».

- 1) Solomon Grundy was born on Sunday.
- 2) Solomon Grundy went to school on Monday.
- 3) Solomon Grundy went to work on Friday.
- 4) Solomon Grundy fell ill on Wednesday.
- 5) Solomon Grundy died on Saturday.
- 6) Solomon Grundy wasn't buried on Sunday.
- 7) Solomon Grundy didn't get married.

5. Прочитайте вслух, переводя слова в скобках на английский.

Jerry: OK, we now know about your Sunday. And I'll tell you a story of Solomon Grundy.

Heather: (Когда он родился?)

Jerry: I think on (понедельник).

Natasha: (Он пошел в школу?)

Jerry: Of course, on (вторник).

Joanna: (Он пошел на работу?)

Jerry: He did it on (среду).

Heather: (Когда он женился?)

Jerry: He (женился) on (четверг).

Natasha: (Что случилось после этого?)

Jerry: He (заболел) on (пятницу).

Joanna: (Ему стало лучше?), that poor guy Grundy?

Jerry: No, he (умер) on (субботу) and (был похоронен) on (воскресенье) and that was the end of Solomon Grundy.

Natasha: What a sad story!

Jerry: No need to worry! We'll repeat it word by word and then you'll learn each and every verb!

6. Вернитесь к диалогу (Задание 1), закройте английский текст и переведите вслух диалог с русского на английский.

GRAMMAR

STEP 2

1. Расставьте правильно слова в вопросах и прочитайте диалог.

- OK, we now know about your Sunday.
- And I'll tell you a story of Solomon Grundy.
- he/ when /born /was?
- I think on Monday.
- go/ to/ he/ school /did?

- Of course, on Tuesday.
- he /did /to/ go/ work?
- He did it on Wednesday.
- marry when he did he?
- He married on Thursday.
- / happen /next/ what?
- He fell ill on Friday.
- better/ he /did/ get/, that poor guy Grundy?
- No, he died on Saturday and was buried on Sunday and that was the end of my Uncle Andy.

STEP 3

1. *Поставьте глаголы в скобках в простом прошедшем времени и пронумеруйте эти предложения так, чтобы получилась самая короткая биография в мире.*
 (finish) school on Tuesday,
 That (be) the end of Solomon Grundy
 (get married) on Thursday,
 (Go) to work on Wednesday,
 (Be buried) on Sunday.
 (Fall ill) on Friday,
 Solomon Grundy was born on Monday,
 (Die) on Saturday,
2. *Ответьте на вопросы:*
 - 1) When was he born?
 - 2) When did he finish school?
 - 3) When did he go to work?
 - 4) When did he marry?
 - 5) When did he fall ill?
 - 6) When did he die?
 - 7) When was he buried?

STEP 4

1. *Сейчас Джоанна работает секретарем, а в прошлом году она училась в колледже. Напишите, что она делает в этом году и что делала в прошлом.*

This year		Last year	
go to work	<i>She goes to work every day.</i>	not/go to work	<i>She didn't go to work.</i>
wear formal clothes		wear casual clothes	
read a lot		not/read	
write reports		not/ write reports	
not/study French		study French	
drive a car		not/drive a car	
rent a flat		not/rent a flat	
do yoga		not/do yoga	
work long hours		not/work	

2. *Расскажите о себе. Сравните этот год и какой-нибудь из прошлых. Как изменилась ваша жизнь?*

STEP 5

1. *Найдите и исправьте ошибки в написании глаголов:*
1) Правильные глаголы:
 walked, lookd, plaied, studied, visited, tidyed, washed, watchd, calld, kissed, stayed, cooked, returnd, arrived, stoped, loved, started, opened, closed, climbed, combd, cleaned, prefered, baned, planed

2) Неправильные глаголы:

be — been, see — saw, begin — began, swim — swam, sing — sung, understand — understood, think — thought, bye — byed, become — became, run — run, tell — told, sell — sold, fall — felt, feet — feeled.

STEP 6

1. Поставьте предложения в вопросительную форму.

The Present Simple Tense	The Past Simple Tense
I work every day. <i>Do I work ...?</i>	I worked every day. <i>Did I work ...?</i>
We play tennis together.	We played tennis together.
She sleeps a lot.	She slept a lot.
The cook dinner.	They cooked dinner.
He writes a lot of tests.	He wrote a lot of tests.
I do the dishes.	I did the dishes.
She cleans the floor.	She cleaned the floor.
The dog plays with me.	The dog played with me.
My friends study English.	My friends studied English.
We often watch TV.	We often watched TV.

2. Поставьте предложения в отрицательную форму.

The Present Simple Tense	The Past Simple Tense
I work every day. <i>I don't work ...</i>	I worked every day. <i>I didn't work ...</i>
We play tennis together.	We played tennis together.
She sleeps a lot.	She slept a lot.
They cook dinner.	They cooked dinner.
He writes tests.	He wrote tests.
I do the dishes.	I did the dishes.
She cleans the floor.	She cleaned the floor.
The dog plays with me.	The dog played with me.
My friends study English.	My friends studied English.
We often watch TV.	We often watched TV.

CONVERSATION

STEP 7



Audio file 3

1. Ответьте на вопросы диктора (Audio file 3).

Nowadays:	When you were at school:
What time do you usually get up?	What time did you usually get up?
What do you usually do in the morning?	What did you usually do in the morning?
What do you usually have for lunch?	What did you usually have for lunch?
What time do you usually come back home?	What time did you usually come back home?
What do you do in the evening?	What did you do in the evening?
What time do you usually go to bed?	What time did you usually go to bed?
Do you play sports?	Did you play sports?
Do you have many friends?	Did you have many friends?
How often do you go out?	How often did you go out?
What books do you like to read?	What books did you like to read?
What films do you like to watch?	What films did you like to watch?
What do you do in your free time?	What did you do in your free time?

STEP 8

Your last holiday Audio file 4

1. *Добавьте вспомогательные глаголы и запишите вопросы. Проверьте себя, прослушав диск (Audio file 4a).*
 - 1) When/your last holiday?
 - 2) Where/you go?
 - 3) How/you get there?
 - 4) Who/you go with?
 - 5) Where/you stay?
 - 6) /the hotel good?
 - 7) How long/you stay there?
 - 8) What/you do?
 - 9) What places of interest/you visit?
 - 10) Where/you eat? /the food good?
 - 11) What/you buy?
 - 12) What/your strongest impression?
2. *Ответьте на вопросы диктора (Audio file 4b).*

STEP 9 READING

Biography Audio file 5

1. *Поставьте глаголы в скобках в простом прошедшем времени и переведите текст.*
2. *Прослушайте текст и прочитайте его вместе с диктором (Audio file 5).*

Jerry Sulton (be born) in Scotland, but her family (move) to London when she (be) 7 years old. It (be) a very difficult time for the family. Her father (fall) seriously ill and (have) to retire. He soon (die) and (be) buried in London. Jerry (be) a brilliant pupil at school. She (be) good at Math and Science but her favorite subject (be) IT. After secondary school, she (enter) one of the oldest and most popular universities in the UK, in Edinburgh, where she (do) an MBA. She (be) very good at all subjects but her real passion (be) computer programming. Jerry (be) a very successful student and at the end of the course (land) a job with Megasoft. Her skills, her work ethics and her commitment to work soon (lead) her to the position of Deputy Director and then, General Manager of the company.

She has a high salary, commissions from all sales and an annual bonus. She's one of the most popular business-women in the UK.
3. *Напишите свою биографию.*

STEP 10 CONVERSATION

An interview Audio file 6

1. *Найдите и исправьте 10 ошибок в диалоге. Прослушайте диск и проверьте себя (Audio file 6a).*
2. *Прочитайте интервью вслух.*
 - Where was you born, Jerry?
 - I was born in Edinburgh, in Scotland.
 - What your parents did?
 - My father was an engineer and my mother was a housewife.
 - You had a brother or a sister?
 - Oh, my family was big. I had two sisters and a brother. We always play together.
 - When did you start school?
 - I went to school in 1972 when my family move to London.
 - You did well at school?

- Yes, I studied really well and I was good at math and science.
- What were your favorite subject?
- IT. It's because I liked our teacher very much. His lessons was always very interesting.
- Did you have many friends?
- Yes, I did. I played basketball and played the flute in the school orchestra.
- When did you finished school?
- In 1982.
- Did you went to work after school?
- No, I went to university to study business administration and, after finishing it, I land a job with Megasoft.
- What was your first job?
- I was a sales manager.
- How much money did you made? What was your first salary?
- About one thousand pounds but I was lucky to find a job in a good company with good career opportunities.
- Did you overtime?
- Very seldom.
- Did you have to work hard?
- Yes, I did, so I soon goted a promotion.
- Did you like your job?
- Yes, I was very hardworking and enthusiastic and soon became Deputy Manager. From here it was only one step to General Manager.
- Thank you, Jerry. That was very interesting.
- The pleasure was all mine.

3. *Переведите интервью на английский.*

- Где вы родились, Джерри?
- Я родилась в Эдинбурге, в Шотландии.
- Чем занимались ваши родители?
- Мой отец был инженером, а мама домохозяйкой.
- У вас были брат или сестра?
- У меня была большая семья. Брат и две сестры. Мы всегда играли вместе.
- Когда вы пошли в школу?
- Я пошла в школу в 1972-м, когда моя семья переехала в Лондон.
- Вы хорошо учились в школе?
- Да, я хорошо училась. Мне легко давалась математика и научные занятия.
- Какой предмет был любимым?
- Информационные технологии. Это потому, что мне нравился учитель. Я очень любила его уроки.
- У вас было много друзей?
- Да, я занималась баскетболом и играла на флейте в школьном оркестре.
- Когда вы окончили школу?
- В 1982-м.
- Вы пошли работать после школы?
- Нет, я пошла в университет изучать управление бизнесом, по окончании его получила работу в Мегасофт.
- Какая у вас была первая должность?
- Менеджер по продажам.
- Сколько денег вы зарабатывали? Какая была ваша первая зарплата?
- Около тысячи фунтов, но мне повезло найти работу в хорошей компании с хорошими карьерными возможностями.
- Вы работали сверхурочно?
- Очень редко.
- Вам приходилось напряженно работать?
- Да, и скоро я получила повышение.
- Вам нравилась ваша работа?
- Да, я была трудолюбива и увлечена делом и скоро я стала заместителем менеджера. Отсюда был всего один шаг до генерального менеджера.
- Спасибо, Джерри, это было очень интересно.
- С удовольствием.

4. Ответьте на вопросы диктора (Audio file 6b)

- | | |
|--|--|
| 1) When were you born? | 9) When did you start work? |
| 2) Where were you born? | 10) What was your first job? |
| 3) What did your parents do? What were their jobs? | 11) How much money did you make? What was your first salary? |
| 4) When did you start school? | 12) Did you do overtime? |
| 5) Did you do well at school? | 13) Did you work hard? |
| 6) What was your favorite subject? | 14) Did you have a good holiday every year? |
| 7) Did you have many friends? | 15) Did you like your job? |
| 8) When did you finish school? | |

STEP 11 WRITING

A letter of reference (рекомендательное письмо)

1. Прочитайте и переведите письмо.

Dear Mrs. Sulton,
Thank you for your letter of 23d April about Susan Frank's application for the job of Sales Manager. Susan worked with us for two years as Sales Manager. Then she worked in the same position in our branch in St. Petersburg for six months.
She has a degree in Marketing and Sales and wishes to do a part-time MBA next year. Ms Frank is energetic, hardworking and reliable. She has excellent computer skills and speaks Russian and German which makes her a valuable candidate for the job. She can be a successful sales team leader.
Yours sincerely,
Mary Watson
HR Manager

2. Ответьте на вопросы:

- 1) What is the applicant's name?
- 2) What is the name of the referee (поручителя)?
- 3) What work experience does she have?
- 4) What qualifications does she have?
- 5) What special skills does she have?
- 6) What personal qualities does she have?
- 7) Is she a good candidate for the job? Why?

3. Напишите рекомендательное письмо себе от имени своего босса.

STEP 12

1. Проверьте себя! Подберите правильный перевод к каждому выражению.

When was he born?	Она была блестящей студенткой.
He retired in 2005.	Она получила работу в большом банке.
She did an MBA.	Он был похоронен в Лондоне.
Where was he born?	Ей хорошо давались науки.
He fell ill and soon died.	Когда он родился?
They moved to London in 2003.	Она была очень успешна.
She was a brilliant student	Они переехали в Лондон в 2003-м.
She was good at Science.	Где он родился?
She got a promotion.	Она поступила в университет в 1999-м.
She entered the university in 1999.	Она прошла курс MBA.
She was very successful.	Он заболел и вскоре умер.
He was buried in London.	Она получила повышение.
She landed a job with a big bank.	Он вышел на пенсию в 2005-м.

Day 2

Прослушайте все диалоги первого дня, прочитайте их вслух, сделайте задания на перевод с русского на английский, просмотрите грамматические правила и упражнения. Теперь приступайте ко второму уроку.

CONVERSATION

STEP 1



Life in the 40s

Наташа спрашивает бабушку Хезер о ее жизни.

Audio file 7

1. *Расставьте слова в вопросах в правильном порядке.*
2. *Прослушайте диск и проверьте себя (Audio file 7).*
 - were which year born in you, Mrs. Jones?
 - I was born in 1945.
 - What like life was in the 40s?
 - Well, it was the end of World War Two and life was very hard.
 - you what eat did back then?
 - Well, not much. In some areas people still had ration cards.
 - What that is?
 - They tell how much food you can buy.
 - That's awful!
 - Yes, but we were young and happy.
 - did how spend your time you?
 - Well, there weren't any computers or video games, so we spent a lot of time with our friends. We liked reading, going out together and doing sport.
 - to the cinema you did go with your friends?
 - Yes, we did. It's funny that most Hollywood film were dubbed at that time because we didn't understand American English.
 - Really, that's amazing! In Russia most foreign films are still dubbed. your what favorite film was?
 - «Gone with the Wind». («Унесенные ветром»)
 - Oh, I like it too! clothes did what you wear?
 - There wasn't much in the shops and people wore the same suit or dress for years.
 - your family a TV set have did?
 - No, nobody had a TV at that time.
 - you a car have did?
 - No, it was very expensive. Only the very rich could afford a car.
 - do what like in our present life you?
 - Well, there are many good things nowadays — computers, the Internet, cars, cell phones, but I think people were happier in my time. They had more friends and spent more time with their family.
 - Maybe you're right ...
3. *Прочитайте диалог вслух.*
4. *Вслух переведите на английский.*
 - В каком году вы родились, миссис Джонс?
 - Я родилась в 1945-м.
 - Какая была жизнь в 40-е годы?
 - Ну, это был конец Второй мировой войны, и жизнь была очень тяжелая.
 - Что вы тогда ели?
 - Ну, не очень много. Во многих районах у людей все еще были карточки.
 - Что это такое?
 - Они показывают, сколько еды вы можете купить.
 - Это ужасно!
 - Да, но мы были молоды и счастливы.

- Как вы проводили время?
- Ну, компьютеров и видеоигр не было, и мы проводили много времени с друзьями. Мы любили читать, ходили куда-нибудь вместе и занимались спортом.
- А вы ходили с друзьями в кино?
- Да, но смешно, что большинство голливудских фильмов тогда дублировались, так как мы не понимали американский английский.
- Да? Удивительно! В России большинство зарубежных фильмов и сейчас дублируются. Какой был у вас любимый фильм?
- «Унесенные ветром».
- О, мне он тоже нравится. А какую одежду вы носили?
- В магазинах мало что было, и люди носили один и тот же костюм или платье годами.
- В вашей семье был телевизор?
- Нет, в то время ни у кого не было телевизора.
- А у вас была машина?
- Нет, это было очень дорого. Только самые богатые могли позволить себе машину.
- А что вам нравится в нашей теперешней жизни?
- Ну, в наши дни много хороших вещей. Компьютеры, Интернет, машины, мобильные телефоны, но я думаю, в мое время люди были счастливее. У них было больше друзей, и они больше проводили времени со своей семьей.
- Может, вы и правы...

STEP 2

When you were a little kid

1. *Ответьте на вопросы:*

- 1) Were you big?
- 2) Were you tall?
- 3) Were you short?
- 4) Were you small?
- 5) Were you good?
- 6) Were you bad?
- 7) Were you happy?
- 8) Were you sad?

STEP 3 READING

State and private sectors

1. *Прочитайте и переведите текст.*

Mr. Thomson works for a big furniture company. He was a clerk at first but he worked hard and soon became a junior partner. His company is a partnership. He and his boss own the company. They run it together. It means they are responsible for all the risks but they share all the profits, too!

Mr. Jackson has a factory of his own. He launched this business 20 years ago. He borrowed some money from a bank, bought an old factory building and had it completely rebuilt and remodeled. Now the company is successful and its products are in great demand. He produces accessories for cell phones. The factory belongs to Mr. Jackson. He's its owner. The factory is a private enterprise.

Mr. Petrov runs a big plant. They make communication devices for the army. Now they are going to produce a new gadget. The plant doesn't belong to Mr. Petrov. It belongs to the state. The state is the owner of the plant. It's state-owned.

2. *Прочитайте вслух, переводя слова в скобках на английский.*

Mr. Thomson works for a big furniture company. He was a (клерк) at first but he worked hard and soon became a (младшим партнером). His company is a (партнерство, товарищество). He and his boss (владеют) the company. They (управляют) it together. It means they are (отвечают) for all the (риски) but they (делят прибыль), too!

Mr. Jackson has a factory (собственная). He (начал) this business 20 years ago. He (занял) some money from a bank, bought an old factory building and completely (перестроил) and (перепланировал) it. Now the company

is (успешная) and its products are (пользуются большим спросом). He produces (аксессуары) for cell phones. The factory (принадлежит) to Mr. Jackson. He's its (владелец). The factory is a (частное предприятие).

Mr. Petrov (управляет) a big (военный завод). They make (приборы связи) for the (армии) at it. Now they are going to produce a new (прибор). The plant doesn't (принадлежит) to Mr. Petrov. It belongs to the (государству). The state is the (владелец) of the plant. It's (госсобственность).

STEP 4

1. Прочитайте и переведите текст.

Agatha Christie

Agatha Christy is one of the world's most famous writers.

She was born on September 15, 1890, in England. Her father was American and her mother was British. She was the youngest child in the family.

It's interesting that Agatha didn't go to school. She studied at home. She was very smart. She could read and write by the age of five.

Agatha loved music. She liked to sing and learnt to play the piano.

She loved sports too. When she was a teenager, she took up horse riding.

She was a pretty girl, popular with boys, so she got married in 1914 and soon her only daughter, Rosalind, was born.

Agatha wasn't happy in her marriage, her husband left her and she took to writing trying to get distracted from her problems. She mostly wrote detective stories and mystery novels. In 1920, her first book, *The Mysterious Affairs at Styles*, was published. This book, like most of her other books, was set in the early 20th century and described life in small provincial towns. The majority of her books featured two most famous characters, Jane Marple or Hercule Poirot.

When Agatha Christie was in her forties, she finally met her Mr. Right. He was a historian and an archeologist and her devoted fan. They married and were very happy together. They traveled to most exotic countries and she helped her husband in his scientific work. Agatha once joked, that for her husband the older she was, the more valuable she seemed, because as an archeologist he liked old things better than the new ones.

Her career lasted for half a century and she was one of the most prolific writers of her times.

She created 80 novels, many poems and 14 plays. Her play *The Mousetrap* is one of the most successful plays ever written. Many of her books were made into movies.

Agatha Christie died on January 12, 1976 at the age of 88. She was the most famous storyteller of the 20th century.

2. Выберите правильный ответ:

- 1) Agatha Christie wrote:
a) detective stories; b) poems; c) plays; d) horror stories
- 2) Her novels are set in the:
a) 18th century; b) late 19th century; c) early 20th century
- 3) The action normally takes place in:
a) the USA; b) big English towns; c) small English towns
- 4) Her novels are about:
a) murders; b) robberies; c) love; d) vampires
- 5) Her novels involve;
a) magic; b) mysteries; c) crimes
- 6) In her novels crimes are solved by:
a) the police; b) a private detective; c) an old woman
- 7) Her main character wears:
a) a beard; b) a moustache; c) a smile
- 8) In her novels the crime is _____ solved.
a) never; b) sometimes; c) always
- 9) The criminal is always _____ by the police.
a) arrested; b) released; c) killed
- 10) In her novels evil is _____ punished.
a) never; b) sometimes; c) always
- 11) Her novel are really:
a) boring; b) gripping; c) sad

STEP 5

Bill Clinton

1. *Поставьте все глаголы в скобках в простом прошедшем времени и переведите текст.*

Bill Clinton (be born) in 1946. He (grow up) in a small town called Hope. When Bill (be) a young boy, Hope (be) the place where everybody (know) everyone else. People (not/lock) their doors at night. Everyone (feel) very safe there.

Three months before he (be born), something very sad (happen) to his family. His father (die) in a car accident. So Bill (live) with his grandparents while his mother (go) to school to become a nurse.

Bill's grandmother (believe) in education. She (read) to Bill all the time. She even (hang) cards around his high chair to help him to learn numbers. She (do) a good job teaching her grandson. Bill (can) read when he was only three.

Soon Bill's mother (marry) for the second time. The family (move) to a new town, Hot Springs. Soon Bill (have) a new little brother.

When Bill (be) a teenager, he (be) an important leader in his high school and church. He (get) good grades and (work) very hard to help people in his community. But he (work) on something else too. He (practice) his saxophone until he (play) so well that he (win) the first prize in a band contest!

One summer, Bill (be chosen) to be part of Boy's Nation. He (meet) many other kids who (be interested) in leadership and the government. That summer he also (meet) a very famous person, who (be) at that time the leader of the nation. He even (shake) hands with John J. Kennedy, the President of the US!

At first Bill (not/intend) to become a politician. He (want) to be a doctor. Then he (think of) making a living as a saxophone player but in the end he (decide) to go to the university. So he (enter) Georgetown University in Washington, D.C. He (study) really well and when he (finish) college he (win) a great honor. He (be sent) to England to study.

When he (return) to the US, he started law school. He (want) to become a lawyer. He also (want) to return to Arkansas. While he (be) in law school, he (meet) someone he really (like). Her name (be) Hillary Rodham and she also (study) law. Once they were taking a drive and saw a very beautiful house. Hillary (think) it was the most beautiful house she had ever seen. Just a short while after that drive Bill (buy) the house and (say) to Hillary, "I (buy) the house you (like). So you'd better marry me. I can't live here by myself." And Hillary (smile) and (agree). Who wouldn't?

Three years later Bill (be elected) governor of Arkansas. He (spend) fourteen years trying to make education, health care, and the environment better in his state. He (want) more jobs and better life conditions for the people in Arkansas.

In 1980 Bill and Hilary (have) a daughter. And in 1992 Bill Clinton (be elected) the President of the United States. Before he (become) president he (speak) about his program on TV, he (take) bus trips and (stop) in towns across the country. He (promise) to the Americans to improve the quality of their life, more jobs, better roads, better pay, better education and health care, in short — a better life.

He (become) one of the most popular American presidents, and one of the brightest and most intellectual politicians of our times but unfortunately he (get involved) in some really dirty scandals that (tarnish) his reputation and (put) an end to his political career.

STEP 6

Amazing facts (удивительные факты)

1. *Ответьте «да» или «нет».*

- 1) Elisabeth I of Russia was afraid of cats.
- 2) Napoleon was afraid of horses.
- 3) Einstein was once offered the presidency of Israel but he rejected the offer.
- 4) Queen Elizabeth I of England introduced a tax on beards.
- 5) Isaac Newton believed in astrology.
- 6) Marie Currie wasn't accepted into the Academy of Science because she was a woman.
- 7) Churchill smoked 30 cigars a day.

- 8) Fidel Castro was voted the best school athlete in 1944.
- 9) Mozart was the best pupil in his class.
- 10) When in Harvard University John J. Kennedy was suspended for cheating on his Spanish exam.
- 11) President Lincoln's secretary was called Kennedy and President Kennedy had a secretary called Lincoln.
- 12) Hitler was allergic to horses.



A job interview

Audio file 8

1. *Прочитайте и исправьте 10 ошибок в диалоге. Проверьте себя по диску (Audio file 8).*

- OK, let's get started. Why you want this job, Harry?
- Well, I want to work in big multinational company. I think Megasoft is good company and it offers excellent career opportunities for ambitious people.
- Why you want to work in a multinational company?
- I think such a company can give me chance to work in different countries and to enrich my experience and to use my knowledge of foreign languages.
- What languages do you speak?
- Spanish, Italian and French.
- Oh, that impressive.
- I hope it'll be useful in my future work.
- As you know, Harry, we need sales team leader.
- Yes, I know. How many people is there in the sales team?
- Fifty. That's a lot of people. So what are your strengths as a manager?
- Well, I always set clear goals and I can communicate them to the staff.
- And how are you deal with conflicts in the team?
- The only solution is to listen to people and solve all the problems together.
- What sort of people are you work well with?
- I like hardworking, easy-going and reliable people, but I can work well with anybody who's really committed to work.
- Why should we hire you?
- Well, I have the right experience for the job. I'm very motivated and ready for challenges.
- Is there any questions, you'd like to ask us?
- Well, if you chose me, when would you like me to start?
- The vacancy should be filled next week. We'll let you know our decision tomorrow.
- Thank you for you time.
- Not at all. It was a pleasure. Goodbye.
- Bye.

2. *Прочитайте диалог вслух.*

3. *Переведите на английский.*

- Итак, начнем. Почему вы хотите эту должность, Хэрри?
- Ну, я хочу работать на большую многонациональную компанию. Я думаю, что Мегасофт — хорошая компания, и она предоставляет прекрасные карьерные возможности.
- Почему вы хотите работать в мультинациональной компании?
- Я думаю, такая компания может дать мне возможность работать в разных странах, обогатить мой опыт, и мои знания иностранных языков будут востребованы.
- На каких языках вы говорите?
- На испанском, итальянском и французском.
- Да, это впечатляет!

- Надеюсь, это пригодится для моей будущей работы.
- Как вы знаете, Хэрри, нам нужен руководитель нашей группы сбыта.
- Да, знаю. А сколько человек в группе сбыта?
- Пятьдесят. Это много. Поэтому какие свои сильные стороны менеджера вы можете назвать?
- Ну, я всегда ставлю четкие цели и умею донести их до сотрудников.
- А как вы справляетесь с конфликтами в команде?
- Единственное решение — это слушать людей и вместе решать проблемы.
- А с какими людьми вы хорошо работаете?
- Я люблю трудолюбивых, легких в общении и надежных людей, но я могу работать с любым человеком, ответственно относящимся к работе.
- Почему мы должны вас нанять?
- Ну, у меня подходящий опыт для этой работы. У меня высокая мотивация, и я готов к любому вызову.
- Есть ли вопросы, которые вы бы хотели нам задать?
- Ну, если вы выберете меня, когда бы вы хотели, чтобы я приступил к работе?
- Эта вакансия должна быть закрыта на следующей неделе. Мы сообщим вам наше решение завтра.
- Спасибо, что уделите мне время.
- Не за что. Было очень приятно. До свидания.
- До свидания.

STEP 8



Your job Audio file 9

1. *Ответьте на вопросы диктора (Audio file 9).*
 - 1) Who do you work for?
 - 2) What's your line of business?
 - 3) What department are you in?
 - 4) What's your position?
 - 5) Who do you report to?
 - 6) Who is a low-level manager in your company?
 - 7) Who is a middle-level manager?
 - 8) Who is a top level manager?
 - 9) Who is the CEO of the company?
 - 10) Who is in charge of sales?
 - 11) Who is responsible for the staff?
 - 12) Who coordinates all the work of the company?
 - 13) Who organizes the day-to-day work in the office?
 - 14) Who is responsible for planning, organizing and control?
 - 15) Who makes coffee for the boss?
 - 16) What are your responsibilities?

STEP 9

WRITING RESUME

1. *Прочитайте и переведите резюме. Подойдет ли Елена на должность офис-менеджера компании Мегасофт? Почему?*

ELENA PIROGOVA

7 Schastlivaya St.
St. Petersburg, Russia

CONTACT INFORMATION : Home telephone 712-20-15, cell phone 8(921)965-56-89

CAREER OBJECTIVE:

To obtain a position as an executive secretary with a large foreign company.

WORK EXPERIENCE:

March 2004 to Present

Secretary, OOO Peredelka

RESPONSIBILITIES:

Responsible for general running of the office of a small private company. My duties included typing, filing, answering the phone, scheduling appointments, taking minutes at meetings, making arrangements.

August 2000 to March 2004

Part-time secretary at St. Petersburg State University

EDUCATION:

St. Petersburg State University, Department of the Russian Language and Literature 1995-2000
Diploma in Linguistics 2000
Computer Courses 1998

SPECIAL SKILLS:

Computer skills, typing, filing
fluent French

PERSONAL DATA:

Single

REFERENCES:

Mr. I. Petrov
Owner of OOO Peredelka
124 Stachek Ave.
phone number: 756-30-43

Mrs. M. Ivanova
Chief Accountant at
SPbGU
phone number: 312-40-43

2. Составьте свое резюме.

READING STEP 10

1. Прочитайте объявление.

MEGASOFT

ANNOUNCEMENT

We are very pleased to announce that Susan Frank is appointed as a Sales Manager, April 29th 20___. Susan will report to Jerry Sutton and will be based in Megasoftware head office in London.

In her new position Susan will lead our sales team and provide support to Alice Key, Marketing and Sales Director.

Susan has got a degree in Marketing and Sales and lot of experience relating to the electronics market.

Please join us in congratulating Susan on her new assignment and wishing her every success.

Christine Green

HR Director

April 29, 20 ____

2. *Ответьте на вопросы:*
 - 1) What position did Susan Frank get?
 - 2) Who will she report to?
 - 3) Where will she be based?
 - 4) What responsibilities will she have?
 - 5) What qualifications does she have?
 - 6) Does she have experience in sales?

SELF TEST 15

1. *Ответьте «да» или «нет».*
 - 1) Для образования вопроса используют вспомогательный глагол в нужном времени.
 - 2) В вопросе в простом прошедшем времени после вспомогательного глагола используется 2-я форма глагола.
 - 3) Глаголы to be, can и should не требуют вспомогательного глагола для образования вопросительной и отрицательной формы в простом прошедшем времени.
2. *Выберите правильное предложение.*
 - 1) a) Yesterday I got up at 7 as usual. b) Yesterday I goted up early as usual.
 - 2) a) We married when we finished school. b) We married when we finished school.
 - 3) a) The child stopped crying and smiled to me. b) The child stoped crying and smiled at me.
 - 4) a) I didn't go out yesterday. b) I didn't went out yesterday.
 - 5) a) When did you finished school? b) When did you finish school?
 - 6) a) When were you born? b) When was you born?
 - 7) a) I didn't see anybody in the street. b) I didn't seen anybody in the street.
 - 8) a) Did you taken a shower yesterday? b) Did you take a shower yesterday?
 - 9) a) I not liked our teacher. b) I didn't like our teacher.
 - 10) a) When you go to work? b) When did you go to work?
3. *Поставьте все возможные вопросы к данным предложениям.*
 - 1) Solomon Grundy was born on Monday.
 - 2) Willy and Tim often played football after school in the schoolyard.
 - 3) On Mondays Mary often went to the movies with her friends.
4. *Найдите и исправьте 15 ошибок в тексте.*

Mr. Thomson work for a big furniture company. He was a clerk at first but he workd hard and soon become a junior partner. His company is a partnership. He and his boss owns the company. They runs it together. It means they are responsible for all the risks but they share all the profits, too!

Mr. Jackson have a factory of his own. He launchd this business 20 years ago. He borrowd some money from a bank, buyed an old factory building and had it completely rebuilt and remodeled. Now the company is successful and its products is in great demand. He produces accessories for cell phones. The factory belong to Mr. Jackson. He's its owner. The factory is a private enterprise.

Mr. Petrov runs a big plant. They makes communication devices for the army. Now they is going to produce a new gadget. The plant not belong to Mr. Petrov. It belongs to the state. The state the owner of the plant. It's state-owned.
5. *Добавьте нужный вспомогательный глагол и составьте вопросы в простом прошедшем времени.*
 - 1) When/you born?
 - 2) Where/you born?
 - 3) What/your parents do? What/their jobs?
 - 4) When/you start school?
 - 5) /you do well at school?
 - 6) What/your favorite subject?
 - 7) /you have many friends?

- 8) When/you finish school?
 - 9) When/ you start work?
 - 10) What /your first job?
 - 11) How much money/you make? What/your first salary?
 - 12) /you do overtime?
 - 13) /you work hard?
 - 14) /you have a good holiday every year?
 - 15) /you like your job?
6. *Вставьте подходящий вспомогательный глагол там, где это нужно.*
- 1) Who you work for?
 - 2) What your line of business?
 - 3) What department you in?
 - 4) What your position?
 - 5) Who you report to?
 - 6) Who in your company a low-level manager?
 - 7) Who a middle-level manager?
 - 8) Who a top level manager?
 - 9) Who the CEO of the company?
 - 10) Who in charge of sales?
 - 11) Who responsible for the staff?
 - 12) Who coordinates all the work of the company?
 - 13) Who organizes the day-to-day work in the office?
 - 14) Who responsible for planning, organizing and control?
 - 15) Who makes coffee for the boss?
 - 16) What your responsibilities?
7. *Проверьте себя (правильные ответы — в конце учебника) и поставьте себе оценку.*

Lesson 16



Ну, вот и последняя глава! В ней мы поговорим о святом — о нашей компании!

DAY 1

ПОЛЕЗНЫЕ СЛОВА И ВЫРАЖЕНИЯ

Audio file 1

1. Прослушайте и повторите за диктором (Audio file 1).

When was your company established? — Когда была основана ваша компания?
Where is your head office located? — Где расположен ваш головной офис?
What do you produce? — Что вы производите?
How many employees do you have? — Сколько у вас персонала?
Do you have subsidiaries in other cities? — У вас есть филиалы в других городах?
Do you have branches in other countries? — У вас есть отделения в других странах?
What's your annual turnover? — Каков ваш годовой оборот?
Who are your main customers? — Кто ваши основные заказчики?
Who are your suppliers? — Кто ваши поставщики?
Who are your main competitors? — Кто ваши главные конкуренты?
Do you have warehouses? — У вас есть склады?
Do you sell on the Internet? — Вы продаете через Интернет?
Do you have retail outlets in the city? — У вас есть торговые точки в городе?
Do you have operations in Russia? — Вы работаете в России?

STEP 1

Audio file 2

1. Прослушайте диалог (Audio file 2a)

Companies	Компании
Reporter: When was your company established?	Репортер: Когда была основана ваша компания?
Jerry: In 1941.	Джерри: В 1941-м.
Reporter: Where was the head office?	Репортер: Где был головной офис?
Jerry: It was in London.	Джерри: В Лондоне.

Companies	Компании
Reporter: How many branches do you have?	Репортер: Сколько у вас филиалов?
Jerry: Last year we had 10. This year we have twelve.	Джерри: В прошлом году было десять, в этом году — двенадцать.
Reporter: How many employees have you got?	Репортер: Сколько у вас работников?
Jerry: We have a staff of 5000 including myself!	Джерри: У нас штат 5000 человек, включая меня.
Reporter: What kind of products do you produce?	Репортер: Что вы производите?
Jerry: We produce electronics for everyday use.	Джерри: Электронику для широких масс.
Reporter: Who are your customers?	Репортер: Кто ваши покупатели?
Jerry: Young people all over the world	Джерри: Молодые люди со всего мира.
Reporter: Who are your competitors?	Репортер: Кто ваши конкуренты?
Jerry: Apple and Microsoft.	Джерри: Apple и Microsoft.
Reporter: Who are your suppliers?	Репортер: Кто ваши поставщики?
Jerry: Mostly Chinese firms.	Джерри: В основном китайские фирмы.
Reporter: How do you sell?	Репортер: Как вы продаете?
Jerry: On the Internet and in shops.	Джерри: По Интернету и через магазины.
Reporter: Where are your factories?	Репортер: Где ваши фабрики?
Jerry: In China and Japan.	Джерри: В Китае и Японии.
Reporter: Do you have warehouses?	Репортер: У вас есть склады?
Jerry: Yes, we have ten.	Джерри: Да, у нас их десять.
Reporter: Thank you for the interview.	Репортер: Спасибо за интервью.
Jerry: The pleasure was mine. Do you have any more questions?	Джерри: Не за что. У вас есть еще вопросы?
Reporter: No, everything's fine.	Репортер: Нет, все прекрасно.

2. Повторите диалог за диктором (Audio file 2b)

3. Ответьте «да» или «нет».

- 1) Megasoft was established in 1951.
 - 2) The head office is in London.
 - 3) Megasoft has 10 branches.
 - 4) They have the staff of 1000 people.
 - 5) They produce electronics.
 - 6) Their customers are old people.
 - 7) Their competitors are Apple and Microsoft.
 - 8) Their suppliers are Japanese firms.
 - 9) They have no warehouses.
 - 10) Their factories are in China and Japan.
4. Прочитайте вслух, переводя слова в скобках на английский.
- Reporter: When was your company (основана)?
 Jerry: In 1941.
 Reporter: Where was the (головной офис)?
 Jerry: It was in London.
 Reporter: How many (филиал) do you have?
 Jerry: Last year we had 10. This year we have twelve.
 Reporter: How many (работник) have you got?
 Jerry: We have a (штат) of 5,000 including myself.
 Reporter: What kind of products do you produce?
 Jerry: We produce (электронику) for everyday use.
 Reporter: Who are your (покупатели)?
 Jerry: Young people all over the world.

Reporter: Who are your (конкурененты)?

Jerry: Apple and Microsoft.

Reporter: Who are your (поставщики)?

Jerry: Mostly Chinese firms.

Reporter: How do you sell?

Jerry: (По интернету) and in shops.

Reporter: Where are your (фабрики)?

Jerry: In China and Japan.

Reporter: Do you have (склады)?

Jerry: Yes, we have ten.

Reporter: Thank you for the (интервью).

Jerry: The pleasure was mine. Do you have any more questions?

Reporter: No, everything's fine.

5. Вернитесь к диалогу (задание 1), закройте английский текст и переведите вслух диалог с русского на английский.

STEP 2 VOCABULARY

Audio file 3

1. Прослушайте текст (Audio file 3a)
2. Прочитайте и переведите текст (Audio file 3b).

My company

MEGASOFT is a large multinational company based in the UK. It employs about 5,000 people. The company has branches in 10 countries with offices in 20 cities. It has operations in Russia as well.

Megasoft produces electronics and software. Its factories are in China and Japan. So its suppliers are mostly in Asia. The company invests a lot of money in research and development, as a result, each year it launches a new product into the market. Its most popular products are: MBook, MPod and MPad.

Electronics is a highly competitive market. Megasoft's main competitors are Apple and Microsoft.

The company has shops and warehouses in 10 countries and sells its products in the domestic market and abroad. They sell their goods on the Internet and through their retail outlets in different cities. The majority of their customers are young middleclass people.

Megasoft is a very successful company. Its annual turnover is about USD 500 million.

3. Ответьте «да» или «нет».
 - 1) Megasoft is a multinational company.
 - 2) Megasoft is based in New York.
 - 3) Megasoft has offices in five countries.
 - 4) Megasoft has branches in 5 cities.
 - 5) Megasoft produces electronics and software.
 - 6) Its factories are in India.
 - 7) Its suppliers are in Asia.
 - 8) Its main competitors are Apple and Microsoft.
 - 9) It has shops in 20 countries.
 - 10) Its customers are middleclass people.
 - 11) Megasoft is successful.
 - 12) Its products are competitive.
4. Прочитайте вслух, переводя слова в скобках на английский.

MEGASOFT is a large (многонациональная) company (базирующаяся) in the UK. It (нанимает) about 5,000 people. The company has (филиалы) in 10 countries with offices in 20 cities. It has (ведет работу) in Russia as well.

Megasoft produces (электронику) and (программное обеспечение). Its (фабрики) are in China and Japan. So its (поставщики) are mostly in Asia.

The company (инвестирует) a lot of money in (исследования) and (развитие), as a result, each year it (выпускает) a new (продукт) into the (рынок). Its most (популярный) products are: MBook, MPod and MPad.

Electronics is a highly (конкурентный) market. Megasoft's main competitors are Apple and Microsoft.

The company has (магазины) and (склады) in 10 countries and sells its products in the (местный) market and (за рубежом). They sell (через Интернет) and through their (торговые точки) in different cities. The majority of their (клиентов, покупателей) are young (средний класс) people.

Megasoft is a very (успешная) company. Its (годовой оборот) is about USD 500 million.

5. *Расскажите о своей компании.*

VOCABULARY

STEP 3



Tell me about your company

Audio file 4

1. *Поставьте слова в правильном порядке для образования вопросов, проверьте себя (Audio file 4).*
 - 1) Your company when was established?
 - 2) You have how many subsidiaries got?
 - 3) What your annual turnover is?
 - 4) Your line of business is what?
 - 5) Your head office located where is?
 - 6) Employees how many you have got?
 - 7) your products are what most successful?
 - 8) competitive your prices are?
 - 9) your suppliers are who?
 - 10) competitors your who are?
 - 11) customers who are your?
 - 12) in Russia operations you do have?
2. *Ответьте на вопросы диктора (audio file 4).*

READING

STEP 4

Annual report

1. *Прочитайте и переведите.*

Last year we greatly expanded. We worked very hard and opened a new subsidiary in France and a factory in China. Our turnover increased by 15%. We increased our sales by 20%. We took part in three international exhibitions and two trade fairs.

In January, we launched some new products, the most successful of them was the SS -12 MPad.

This year we have a new product — MPen, and we are going to start a new advertising campaign on TV soon.

Last year we also found a new partner in Russia and signed 5 new contracts.

As to our sales, they are growing steadily. Last year we sold 10 000 units in the domestic market and 20 000 units abroad.

Our products are reliable in operation, easy to handle and very user-friendly.

They are up-to-date, in great demand and really competitive.

Still we shouldn't forget that competition in our sector of the market gets stronger every year. Our competitors regularly launch new products in the market and our aim is to hold our leading position.

Last year we cut our prices and improved our quality and after-sales service in order to beat the competition. As a result our sales improved dramatically.

We hope our new product, the RR-33 MPen, will be a great success next year.

2. *Ответьте на вопросы.*

- 1) Did Megasoft expand last year?
- 2) Where did they open a new subsidiary?
- 3) Where did they build a factory?
- 4) Did their turnover increase?
- 5) How much did their sales grow?
- 6) How many units did they sell?
- 7) Are their products competitive?
- 8) What is their aim?

- 9) What did they do last year to improve sales?
- 10) What new product are they going to launch into the market?
3. *Прочитайте вслух, переводя слова в скобках на английский.*
 Last year we greatly (расширились). We worked very hard and opened a new (филиал) in France and a (фабрика) in China. Our (оборот) increased by 15%. We increased our (продажи) by 20%. We took part in three international (выставки) and two (торговые ярмарки).
 In January, we (выпустили на рынок) some new (продукты), the most (успешный) of them was the SS -12 MPad. This year we have a new product — MPen, and we are going to start a new (рекламная компания) on TV soon. Last year we also found a new (партнер) in Russia and signed 5 new (контракты).
 As to our (продажи), they are growing steadily. Last year we sold 10 000 (образцов, штук) in the domestic (рынок) and 20 000 units (зарубежом). Our products are (надежны в эксплуатации), (легки в работе) and very (удобны). They are (современны), in (пользуются большим спросом) and really (конкурентоспособны).
 Still we shouldn't forget that (конкуренция) in our (сектор) the market gets stronger every year. Our (конкуренты) regularly launch new products in the market and our (цель) is to (сохранить, поддержать) our leading position. Last year we cut our (цены) and improved our (качество) and (послепродажное обслуживание) in order to beat the (конкуренцию). (В результате) our sales improved (резко).
 We hope our new product, the RR-33 MPen, will be a great (успех) next year.

STEP 5 VOCABULARY

Company presentation

1. *Заполните пропуски подходящими по смыслу словами.*
profit, partner, efficient, headquarters, subsidiaries, product, annual turnover, in great demand, founded, reliable, reasonable, increase, sales, up-to-date, discount.
 Ladies and gentlemen!
 My company was _____ 20 years ago. Now we have _____ in 12 countries and an annual _____ of \$ 5,000 000.
 Our _____ are located in London. Last year our _____ was \$1,000 000 and we hope to _____ it by 10% it this year. Believe me, our company is a reliable _____ for your business.
 Today we are offering you our new revolutionary _____ — the RR-33 MPen.
 It's a brand new product in the market. It sells well in Europe and the US.
 Our equipment is _____ today and we sell it at _____ prices.
 Buy now and we'll give you a 20% _____!
2. *Прочитайте вслух, переводя слова в скобках на английский.*
 My company was (основана) 20 years ago. Now we have (филиалы) in 12 countries and an annual (оборот) of \$ 5,000 000.
 Our (головной офис) are located in London. Last year our (доход) was \$ 1, 000 000 and we hope to (увеличить) it by 10% it this year. Believe me, our company is a reliable (партнер) for your business.
 Today we are offering you our new revolutionary (продукт) — the RR-33 MPen.
 It's a brand new product in the market. It (продается) well in Europe and the US.
 Our equipment is (пользуется большим спросом) today and we sell it at (разумные) prices.
 Buy now and we'll give you a 20% (скидка)!

STEP 6

1. *Подберите подходящее описание к каждому термину.*

1. Guarantee period	a) a company that sells similar products or services
2. Supplier	b) a company that provides raw materials or products for your company
3. Customer	c) period of time when the seller can replace your product or give you a refund
4. Competitor	d) selling good to individuals through shops
5. Retail	e) repairs products and gives advice for the buyers
6. Wholesale	f) selling goods to legal entities (юридическим лицам) in large quantities
7. After-sales service	g) a client, a person or a company who buys your goods or services

Sales report (отчет о продажах)

1. *Поставьте глаголы в скобках в прошедшем времени.*
 2. *Прочитайте и переведите отчет о продажах.*
 Last year overall sales figures (be) impressive for Megasoft.
 At the beginning of the year, we (introduce) the SS-20 MBook and sales (go) up by 10% the next month.
 In February sales (reach) 2,000 units a day and then (remain) steady till June at about 2,000 units.
 In June sales (go) down a little due to summer holidays but (go) up again in September.
 In October our sales (go) up from 2,000 units a day to 2,500 units.
 In November the company (launch) a new revolutionary product — PP-12 MPad. The market reaction to the gadget (be) very positive and sales (start) growing again, reaching their peak by the end of the year.
 As a result, our sales (grow) up by 20% last year and our profits (reach) USD 100 million.
 Our earnings before interest and tax (be) USD 50 million, which represents a 15% increase over the previous year.
 To sum it up, we can say that it (be) a very successful year for the company.
3. *Прочитайте вслух, переводя слова в скобках на английский.*
 Last year overall (цифры продаж) were (впечатляющие) for Megasoft.
 At the beginning of the year, we (представили) the SS-20 MBook and our (продажи) went up by 10% the next month.
 In February sales (достигли) 2,000 units a day and then (остались стабильными) till June at about 2,000 (экземпляров).
 In June sales went down a little due to summer holidays but (go) up again in September.
 In October our sales went up from 2,000 (штук) a day to 2,500 (штук).
 In November the company (выпустили) a new revolutionary (продукт) — PP-12 MPad. The market reaction to the (прибор) was very (позитивна) and sales started growing again, reaching their (пик) by the end of the year.
 (В результате), our sales grew up by 20% last year and our (доходы) (достигли) USD 100 million.
 Our (прибыль) before (ссудного процента) and (налога) were USD 50 million, which (представляет) a 15% (рост) over the (предыдущий) year,
 (В итоге), we can say that it was a very (успешный) year for the company.

Audio file 5

4. *Ответьте на вопросы диктора (Audio file 5).*
5. **How about your sales?**
 - 1) Did they go up last year?
 - 2) Did they go down?
 - 3) When did they increase? How much did they grow?
 - 4) When did they go down? Why did they go down?
 - 5) When did they reach their peak?
 - 6) What was your sales volume last year?
 - 7) Did your profits grow?
 - 8) How much did they grow? (by ..%)
 - 9) Did your salary grow? How much? (by \$ 100, by ...%)



**CONVERSATION
YOUR BACKGROUND**

1. *Подберите подходящий ответ к каждому вопросу.*

1. What do you do?	I work for a company called TTD.
2. Who do you work for?	I have a degree in business studies.
3. Which department are you in?	Our company was founded in 1990.
4. Where did you study?	I'm a sales manager.
5. What qualifications have you got?	Our head office is in Boston.
6. What are your responsibilities?	We have a subsidiary in Canada.
7. When was your company established?	I'm in charge of the company sales.

8. Where is your head office located?	Our annual turnover is \$ 20 million.
9. How many employees have you got?	I'm with the sales department.
10. Have you got any subsidiaries in other countries?	We've got the staff of 2,000.
11. What's your annual turnover?	I graduated from Harvard.

STEP 9 READING

1. Прочитайте текст.

Welcome to the international electronics exhibition in London!
 MEGAGADGET will be held at the largest state-of-the-art Megamax Exhibition Center between May 20th and May 30th.
 MEGAGADGET takes place in London every year and about 100 companies from different countries usually take part in it.
 There will be 70 stalls at the exhibition where the participants will showcase their new innovative products and inventions.
 This year they are going to exhibit about 100 new products.
 MEGAGADGET is an excellent chance to find new suppliers and new customers, to exchange information to make contacts and to sign contracts.
 It's a great chance to advertise and promote your company!
 Take part in the exhibition and promote your new products around the world!
 Special events:
 Premiere of the new blockbuster *Iron Man*
 Opening ceremony 11.00 am May 20th
 Megacar show 11.00 am May 25th
 Megalottery 2.00 pm May 29th
 Gala dinner for participants 7.00 pm May 30th
 Working hours: from 10 am to 6 pm daily

2. Ответьте на вопросы:

- | | |
|--|---|
| 1) Where will the exhibition take place? | 5) How many countries will take part in the exhibition? |
| 2) When will the exhibition take place? | 6) When will the opening ceremony take place? |
| 3) How many stalls will there be? | 7) When will the Gala dinner take place? |
| 4) What products will be presented? | 8) What are the working hours of the exhibition? |

STEP 10

1. Проверьте себя! Подберите правильный перевод к каждому выражению.

When was your company established?	Что вы производите?
Who are your suppliers?	Когда была основана ваша компания?
Do you have warehouses?	Каков ваш годовой оборот?
Do you have retail outlets in the city?	Сколько у вас персонала?
Where is your head office located?	У вас есть торговые точки в городе?
What's your annual turnover?	Кто ваши поставщики?
Do you sell on the Internet?	Кто ваши основные заказчики?
Do you have operations in Russia?	Вы продаете через Интернет?
What do you produce?	У вас есть филиалы в других городах?
Do you have branches in other countries?	Где расположен ваш головной офис?
Who are your main customers?	Вы работаете в России?
Do you have subsidiaries in other cities?	Кто ваши главные конкуренты?
Who are your main competitors?	У вас есть отделения в других странах?
How many employees do you have?	У вас есть склады?

Day 2

Прслушайте все диалоги первого дня, прочитайте их вслух, сделайте задания на перевод с русского на английский, просмотрите грамматические правила и упражнения. Теперь приступайте ко второму уроку.

STEP 1

Telephoning

Chuck is calling his colleague who now lives and works London

Audio file 6

1. Прслушайте диалог (Audio file 6a)

A business call	<i>Деловой звонок</i>
Secretary: Hello, can I help you	<i>Секретарь: Чем могу помочь?</i>
Chuck: Yes, please. Could I speak to Mary Rea?	<i>Чак: Позовите, пожалуйста, Мэри Ри.</i>
Secretary: Hold on. Wait a moment. I'll see if she's free.	<i>Секретарша: Не вешайте трубку. Подождите минутку. Посмотрю, свободна ли она.</i>
Mary: Mary Rea speaking.	<i>Мэри: Говорит Мэри Ри.</i>
Chuck: Hi, Mary!	<i>Чак: Привет, Мэри.</i>
Mary: Chuck, is it you?	<i>Мэри: Это ты, Чак?</i>
Chuck: Yes, I'm calling from London. How are you?	<i>Чак: Да, я звоню из Лондона. Как твои дела?</i>
Mary: Fine. And you?	<i>Мэри: Хорошо, а у тебя?</i>
Chuck: Everything's fine. Could we get together on Friday at 5?	<i>Чак: Все прекрасно. А не могли бы мы встретиться в пятницу в пять?</i>
Mary: Friday is fine, but I'm busy at five. Would it be convenient to meet at 9?	<i>Мэри: Пятница подходит, но я занята в пять. Будет ли тебе удобно встретиться в девять?</i>
Chuck: It suits me perfectly. See you at 9.	<i>Чак: Это меня абсолютно устраивает. Увидимся в девять.</i>
Mary: I'm looking forward to seeing you.	<i>Мэри: С нетерпением жду встречи.</i>
Chuck: Me too, goodbye!	<i>Чак: Я тоже, пока.</i>

2. Повторите диалог за диктором (Audio file 6b).

3. Прочитайте диалог вслух, переводя слова в скобках на английский.

Secretary: Hello, (чем могу помочь).

Chuck: Yes, please. (Можно Mary Rea)?

Secretary: (Не вешайте трубку.) Wait a moment. I'll see if (свободна ли).

Mary: (Говорит) Mary Rea.

Chuck: Hi, Mary!

Mary: Chuck, is it you?

Chuck: Yes, I'm calling from London. How are you?

Mary: Fine. And you?

Chuck: (Все хорошо.) (Не могли бы мы встретиться) on Friday at 5?

Mary: Friday is fine, but I'm (занята) at five. Would it be (удобно) to meet at 9?

Chuck: (Меня полностью устраивает). See you at 9.

Mary: (С нетерпением жду встречи).

Chuck: Me too, goodbye!

4. Вернитесь к диалогу (Задание 1), закройте английский текст и переведите вслух диалог с русского на английский.

VOCABULARY

STEP 2

1. Заполните пропуски подходящими словами из списка.

could I speak to, if she's free, be convenient, could we get together, speaking, can I help you, hold on, everything's fine, I'm busy, it suits me perfectly, I'm looking forward to seeing you

Secretary: Hello, _____?

Chuck: Yes, please. _____ Mary Rea?

Secretary: _____. Wait a moment. I'll see _____.

Mary: Mary Rea _____.

Chuck: Hi, Mary!

Mary: Chung, is it you?

Chuck: Yes, I'm calling from London. How are you?

Mary: Fine. And you?

Chuck: _____. _____ on Friday at 5?

Mary: Friday is fine, but _____ at five. Would it _____ to meet at 9?

Chuck: _____. See you at 9.

Mary: _____.

Chuck: Me too, goodbye!

2. *Проверьте себя. Переведите на английский.*

— Здравствуйте, чем могу помочь?

Позовите, пожалуйста, Поля Бланка.

— Не вешайте трубку. Подождите минутку. Посмотрю, свободен ли он.

— Говорит Поль Бланк.

— Привет, Поль.

— Линда, это ты?

— Да. Я звоню из Парижа. Как дела?

— Хорошо, а у тебя?

— Хорошо. Не могли бы мы встретиться в воскресенье в пять?

— Воскресенье меня устроит, но я занят в пять. Не могли бы мы встретиться в семь?

— Это меня полностью устраивает. Увидимся в семь.

— Да, с нетерпением жду встречи.

— Я тоже, пока.

STEP 3 CONVERSATION

Solving problems on the phone

Audio file 7

1. *Расставьте предложения в правильном порядке. Проверьте себя, прослушав диалог (Audio file 7).*

— Good morning. Steve Marlow here. Well, it's about the RAX 33 copy machine. I'm afraid the user manual is missing.

— Goodbye.

— Good morning. Megasoft. How can I help you?

— Oh, I'm very sorry to hear that.

— I'd prefer a manual.

— The problem is, we can't use it without the manual. It's quite a sophisticated machine.

— That's OK. Thank you very much. Bye.

— Right. I've got that. I'll put a manual in the post straight away. And once again, sorry about our mistake.

— Office No 23, 112 Park Lane.

— I see. Well, I could email you the instructions or send a manual by post.

— OK, could I have your address, please?

2. *Прочитайте диалог вслух.*

3. *Переведите на английский.*

— Доброе утро, Мегасофт. Чем могу помочь?

— Здравствуйте, говорит Стив Марлоу. Я звоню по поводу копировальной машины RAX 33. Боюсь, руководство по эксплуатации отсутствует.

— О, как жаль!

— Да, проблема в том, что мы не можем им пользоваться без руководства. Это очень сложный аппарат.

— Понятно, мы бы могли послать вам инструкции на электронный адрес или прислать руководство.

- Я бы предпочел брошюру.
- Хорошо, можно ваш адрес?
- 112 Парк Лейн, офис 23.
- Записала, я пошлю брошюру немедленно.
- Хорошо, большое спасибо.
- До свидания. Еще раз извините за нашу ошибку.
- До свидания.

STEP 4



Getting information by phone

Audio file 8

1. Составьте из фраз диалог и проверьте себя, прослушав его (Audio file 8).

— Hello. Megasoft. How can I help you?	— How much is it?
— Yes, it's a very popular model and it is available from the warehouse now.	— Well, I'd like to compare the prices and then I'll get back to you.
— Yes, we stock it in white, black and red.	— Is it available in different color?
— 300 pounds.	— How much is delivery?
— No deposit is needed.	— Goodbye!
— It's included into the price and we can deliver it within 3 days.	— How about a deposit?
— Sorry, we give discounts only on large orders.	— If I buy two, will you give me a discount?
— OK, thank you for your call. Goodbye.	— Hello, Joan Brighton here. I'm calling about your new Mprinter. Do you have them in stock?

2. Переведите на английский.

- Здравствуйте, Мегасофт. Чем могу помочь?
- Здравствуйте, говорит Джоан Брайтон. Я звоню по поводу вашего нового принтера. Они есть на складе?
- Да, он очень популярен и есть на складе.
- Какие есть цвета?
- У нас есть белый, красный и черный.
- Сколько он стоит?
- 300 фунтов.
- Как насчет депозитат?
- Депозит не нужен
- Сколько стоит доставка?
- Она входит в цену, и мы можем его доставить в течение трех дней.
- Если я куплю два, вы мне дадите скидку?
- Извините, мы даем скидки только на большие заказы.
- Ну, я бы хотела сравнить цены и снова свяжусь с вами.
- Хорошо, спасибо за звонок. До свидания.
- До свидания.

VOCABULARY

STEP 5

Company structure

1. Подберите к названию каждого отдела соответствующие обязанности.

1. Production Department	develops new products
2. Marketing and Sales Department	delivers products to clients
3. Dispatch Department	deals with money matters
4. After Sales Department	runs the company
5. Accounts	1. organizes production
6. Administrative Department	is responsible for sales
7. Human Resources/Personnel Department (HR)	advertises and promotes products
8. IT Department	buys goods and raw materials for the company
9. Research and Development Department (R&D)	helps customers with problems
10. Advertising Department	deals with the staff
11. Purchasing Department	is in charge of the office equipment

2. *Кем работают эти люди? Впишите должности в пропуски.*
This is Mr. Been. Mr. Been is in charge of the Sales Department. He is the head of the Sales Department. He's the Sales Manager.
 Miss Kitts is in charge of finance. She is the _____ Manager.
 Mr. Robinson is responsible for production. He is the head of the _____ Department. He is the _____ Manager.
 Ms. Miles is in charge of advertising. She is the head of the _____ Department. She's the _____ Manager.
 Mr. Rea runs the factory, coordinating the work of all departments. He's in management. He is the _____ Director. It means he's the CEO — the Chief Executive Officer.
 Mr. Bright is responsible for the routine daily work. He's the head of the Administrative Department. He's the Executive Director.
 Mr. Cook answers for the after-sales service. He's at the head of the _____ Department.
 Miss Soles recruits new staff. She deals with the personnel of the company. She is the _____ Manager.
 Mr. Green is responsible for all the equipment and the software. He heads the _____ Department.
 Ms Milton buys goods for the company. She is in charge of the _____ Department.
3. *Ответьте на вопрос: What is your position in the company? What are your responsibilities?*

STEP 6 READING

Old photos

Джерри показывает Наташе семейные фотографии.

1. *Прочитайте и переведите текст.*
 Have a look, Natasha. This is Thomas Brown. He's my husband's grandfather.
 Thomas started his career as a clerk. His boss owned a shoe factory in Manchester and Thomas got a job there after college.
 This is another photo of Thomas taken a few years later. He was a junior partner then. He was a workaholic and worked very hard, so 10 years later he was able to start his own business. He bought a small factory and started producing slippers.
 And this is his factory in 1921. The building looks shabby but the business was doing well and became prosperous. Thomas was a successful businessman and managed to make a lot of money.
 This is my husband's brother, Mr. Green. He owns a small factory. They produce household appliances. His company is a privately-owned business. The factory belongs to Mr. Green. He is its owner.
 Mr. Green's nephew, Mr. Johnson, runs a big metallurgical plant. He is its CEO.
 He coordinates the work of all the departments and is responsible for the business on the whole.
 His company produces arms. The plant doesn't belong to Mr. Johnson. It belongs to the state.
 The state is the owner of the plant, so it's state-owned.
2. *Ответьте «да» или «нет».*
- 1) Thomas is Jerry's grandfather.
 - 2) Thomas started his career as a clerk.
 - 3) Thomas soon became a junior partner.
 - 4) He bought a big factory and started producing bags.
 - 5) Thomas was a successful businessman.
 - 6) Mr. Green is Jerry's brother.
 - 7) He works in a state-owned factory.
 - 8) Mr. Green runs a private business.
 - 9) Mr. Jones owns his plant.
 - 10) Mr. Johnson is coordinates all the departments. He's the CEO of the company.

STEP 7 CONVERSATION

When was your company established?

Ivan Petrov, a successful Russian businessman is interviewed for St. Petersburg Times.

Audio file 9

1. *Добавьте нужные вспомогательные глаголы и запишите вопросы. Проверьте себя, послушав диалог (Audio file 9).*

— Mr. Petrov, could you tell our newspaper about your company?
— With pleasure.
— When _____ your company established?
— In 1991.
— Where _____ the head office?
— It is in Moscow.
— How many branches _____ you have?
— Five. Four in Russia and one in Poland.
— How many employees _____ you have?
— We have a staff of 5000.
— What kind of products _____ you produce?
— We produce furniture for country cottages.
— Who _____ your customers?
— Most of them are in Russia.
— Who _____ your competitors?
— We have many competitors in Russia, Belorussia and Poland. It's a very competitive market.
— Who _____ your suppliers?
— Mostly Belorussian companies.
— How _____ you sell?
— On the Internet and through our retail outlets in different Russian cities.
— Where _____ your factories?
— In the Leningrad Region.
— Do you have warehouses?
— Yes, we have warehouses in Moscow, St. Petersburg and Novosibirsk.
— Thank you for the interview.
— You are welcome.

2. *Прочитайте диалог вслух.*

3. *Вслух переведите на английский.*

— Господин Петров, не могли бы вы рассказать нашей газете о своей компании?
— С удовольствием.
— Когда была основана ваша компания?
— В 1991-м.
— Где ваш головной офис?
— В Москве.
— Сколько у вас филиалов?
— Пять. Четыре в России и один в Польше.
— Сколько у вас сотрудников?
— У нас 5000 человек в штате.
— Какие продукты вы производите?
— Мебель для дачных домов.
— Кто ваши заказчики?
— Большинство из них в России.
— Кто ваши конкуренты?
— У нас много конкурентов в России, Белоруссии и Польше. Это очень конкурентный рынок.
— Кто ваши поставщики?
— В основном белорусские компании.
— Как вы ведете продажи (продаете)?
— По Интернету и через розничные точки в нескольких российских городах.
— Где расположены ваши фабрики?
— В Ленинградской области.
— У вас есть склады?



- Да, у нас есть склады в Москве, Петербурге и Новосибирске.
- Спасибо за интервью.
- Пожалуйста.

† SELF TEST 16

1. *Ответьте «да» или «нет».*
 - 1) Вы регулярно слушали диск?
 - 2) Вы регулярно занимались по учебнику?
 - 3) Вы сделали все грамматические и лексические упражнения?
 - 4) Вы довольны своим результатом?
 - 5) Если вы ответили «да» на первые три вопроса, ваш ответ на четвертый вопрос — тоже «да»!
2. *Запишите название отдела напротив его обязанностей.*

Production Department, Marketing and Sales Department, Dispatch Department, After Sales Department, Accounts, Administrative Department, HR Department, IT Department, R&D Department, Advertising Department, Purchasing Department

<ol style="list-style-type: none"> 1. It develops new products. 2. It delivers products to clients. 3. It deals with money matters. 4. It runs the company. 5. It organizes production. 6. It is responsible for sales. 7. It advertises and promotes products 8. It buys goods and raw materials for the company. 9. It helps customers with problems. 10. It deals with the staff/ the personnel. 11. It is in charge of the office equipment. 	
---	--

3. *Добавьте нужные вспомогательные глаголы и запишите вопросы.*
 - 1) What/you do?
 - 2) Who/you work for?
 - 3) Which department/you in?
 - 4) Where/you study?
 - 5) What qualifications/you have?
 - 6) What/your responsibilities?
 - 7) When/your company established?
 - 8) Where/your head office located?
 - 9) How many employees/you have?
 - 10) /you have any subsidiaries in other countries?
 - 11) What/your annual turnover?
4. *Найдите и исправьте 14 ошибок в тексте.*

Megasoft a large multinational company based in the UK. It employ about 5,000 people. The company have branches in 12 countries with offices in 20 cities. It has operations in Russia as well. Megasoft produce electronics and software. It's factories are in China and Japan, so it's suppliers are mostly in Asia. The company invest a lot of money in research and development, as a result, each year it launch a new product into the market. Its most popular products are: MBook, MPod and MPad. Electronics a highly competitive market. The main competitors of Megasoft is Apple and Microsoft. The company have shops and warehouses in 12 countries and sells its products in the domestic market and abroad. The majority of its customers is young middleclass people. Megasoft is a very successful company. It's annual turnover is about USD 300 million.

5. *Впишите перевод.*

guarantee period — _____, supplier — _____, customer- _____, competitor — _____,
retail — _____, wholesale — _____, after-sales service — _____, investor — _____,
distributor — _____, merchandiser — _____, supervisor — _____, client — _____, partner — _____.

6. *Поставьте слова в правильном порядке и запишите фразы.*

- 1) how hello I can you help?
- 2) a moment I'll see just she is if free.
- 3) we could on Friday get together at 5?
- 4) busy sorry at 5 am I but I am.
- 5) convenient to meet it be at 6 would?
- 6) perfectly suits me it.
- 7) forward to seeing looking you I'm.
- 8) call back you will?
- 9) I take a message shall?
- 10) I please your name have can?
- 11) have your I please phone number can?

7. *Расставьте слова в правильном порядке и запишите предложения.*

- 1) your company when was established?
- 2) you have subsidiaries got?
- 3) what your annual turnover is?
- 4) to increase it you hope do?
- 5) your head office located where is?
- 6) employees how many you have got?
- 7) you can offer what products?
- 8) it is fully computerized?
- 9) up-to-date it is?
- 10) quick, efficient and reliable is it?
- 11) how much it does cost?
- 12) a discount you give me can?

FINAL TEST

1) PRONOUNS

Выберите правильное предложение из данных ниже.

- 1) a) I know Peter but I don't like his.
b) I know Peter but I don't like him.
- 2) a) Don't help Mary. She can do it itself.
b) Don't help Mary. She can do it herself.
- 3) a) It's John's book. Give it to him.
b) It's John's book. Give it to he.
- 4) a) We want to know all about you. Tell we everything.
b) We want to know all about you. Tell us everything.
- 5) a) This computer is ours and that one is theirs.
b) This computer is ours and that one is their.
- 6) a) Where is he? He is looking at him in the mirror.
b) Where is he? He is looking at himself in the mirror.
- 7) a) Do you like this cake? I baked it myself.
b) Do you like this cake? I baked it itself.
- 8) a) It's my book. Give it to my.
b) It's my book. Give it to me.
- 9) a) I think it's Mary's pen. Yes, I'm sure it's hers.
b) I think it's Mary's pen. Yes, I'm sure it's her.
- 10) a) Which is he? I don't know him.
b) Who is he? I don't know him.
- 11) a) Whose book is it? It's mine.
b) What book is this? It's mine.
- 12) a) Which is it? It's a book.
b) What is it? It's a book.

2) TO BE, TO HAVE

Выберите правильную форму глагола из приведенных ниже:

- 1) I _____ a boy and she _____ a girl.
am is are
- 2) We _____ pupils.
am is are
- 3) There _____ a table in the room.
am is are
- 4) There _____ many desks in the classroom.
am is are
- 5) I _____ many friends and Mary _____ only one.
have has
- 6) I usually _____ breakfast at home but John never _____ breakfast.
have has
- 7) My brother always _____ a shower in the morning.
have has
- 8) We normally _____ dinner together.
have has

3) THE PRESENT SIMPLE TENSE

a) Поставьте глагол в скобках в Present Simple Tense.

- 1) I (to go) to work every day.
- 2) We usually (to come) home late.
- 3) He never (to come) home before 9 p.m.

- 4) I like reading and he (not/to like) it.
- 5) What you usually (to have) for dinner?
- 6) How often she (to go) shopping?
- b) *Найдите неправильные предложения и исправьте их.*
- 1) I go to school every day.
- 2) He often plays tennis.
- 3) Does she studies English or French?
- 4) We never goes out together.
- 5) What time does she usually gets up?
- 6) He not like reading.
- 7) Do he sometimes plays tennis?

4) THE PAST SIMPLE TENSE

Выберите правильное предложение из двух возможных.

- 1) a) I got up at 7 yesterday. b) I gotted up at 7 yesterday.
- 2) a) He didn't had breakfast in the morning. b) He didn't have breakfast yesterday.
- 3) a) Did you do your homework? b) Did you your homework?
- 4) a) He don't go to work yesterday. b) He didn't go to work yesterday.
- 5) a) Does she studied English at school? b) Did she study English at school?
- 6) a) He eated some eggs for breakfast. b) He ate some eggs for breakfast.
- 7) a) Did you wrote any exercises yesterday? b) Did you write any exercises yesterday?
- 8) a) We didn't know the answer. b) We didn't knew the answer.

5) TO BE GOING TO...

Поставьте глагол "to be" в правильной форме.

- 1) I _____ going to study tomorrow.
- 2) _____ you going to write the final test tomorrow?
- 3) _____ he going to study English next year?
- 4) We _____ not going to play tennis this week.
- 5) She _____ not going to visit England this year.

6) THE FUTURE SIMPLE TENSE

Поставьте следующие предложения в вопросительной форме.

- 1) you go with will me to the cinema tomorrow? _____
- 2) they when come will back to England? _____
- 3) he study English will next year? _____
- 4) she be ready soon will? _____

Дорогой друг, поздравляю Вас! Вы успешно прошли базовый курс делового английского языка!

Это значит, что Вы можете жить, путешествовать, работать в любой точке земного шара.

Рискуйте, ищите, путешествуйте, но всегда возвращайтесь назад. Помните, что вы, такой умный, образованный, опытный и много повидавший, очень нужны своей стране.

Удачи!

Искренне Ваша, Евгения Карлова

Keys to exercises

LESSON 1

DAY 1

Step 5

2) Chinese, Chinese 3) Peruvian, Spanish 4) American, English 5) British, English 6) Canadian, English, French 7) Australian, English 8) Dutch, Dutch 9) German, German 10) French, French 11) Scottish, English

Step 7

4.

mum — she dad — he Tom — he Ann — she Tom and Jerry — they my car — it	my mum and I — we my cat — it my dog — it Mr. Smith — he the books — they my flat — it	a table — it my dad and I — we the managers — they a secretary — he, she you and I — we an office — it
---	---	---

DAY 2

Step 1

4. 1) She is a teacher. They are teachers. 2) It is a computer. They are computers. 3) I have a car. They are cars. 4) There is a table in the office. The table is big. 5) It is a book. The book is interesting. 6) It is a picture. The picture is beautiful.

Step 6

2. Hello, friend.

My name is Chuck. I am your new pen friend. I am from Peru. I am from Macondo. It is a nice small town.

I am in Sales. I am the Sales Manager of Megasoft South America. Megasoft is a big multinational company with branches in different countries.

Now I am on business here in Russia, in St. Petersburg.

I am interested in science and business. I am not interested in art and politics.

I am also interested in Russia. My favorite writer is Leo Tolstoy. My favorite composer is Peter Tchaikovsky.

My favorite city in Russia is St. Petersburg. It is very beautiful.

What is your name? How old are you? Where are you from? What is your favorite city?

Who is your favorite writer? Who is your favorite composer?

Write soon,

Chuck.

SELF TEST 1

1. 1) нет; 2) нет; 3) нет; 4) да; 5) нет.

2. 1) He is a teacher. 2) Are you a doctor? 3) Is she from Russia? 4) They are not here. 5) I am a manager.

3. 1) This is a book. 2) I have an email. 3) Are you a secretary? 4) I have a car. 5) Is he a manager?

4. Natasha — she, Mr. Jones — he, a cat — it, a car — it, books — they, a table — it, John — he, an office — it, my mum and I — we, Tom and Tim — they, my friend and I — we, a bag — it, friends — they.

5. 1) What is your name? 2) What is your job? 3) Where are you from? 4) Are you a manager? 5) Do you speak English?

6. Проверьте по материалам урока.

LESSON 2.

DAY 2

Step 2

1) There is a reception in the office. 2) There are two restrooms in the office. 3) There is no canteen in the office. 4) There is no elevator in the office. 5) There is meeting room in the office. 6) There is a table in the middle. 7) There is a bookcase on the left. 8) There is a window on the right. 9) There are many rooms in the office.

Step 6

1.1) I am a manager. 2) She is a sales manager. 3) I am from Peru. 4) Hello, I need a pen. 5) I need information about this company. 6) I have a car. 7) We need a taxi. 8) I'm from a small city, called Crest. 9) There is a table in the middle. 10) Would you like a cup of tea? 11) Can I have a cup of coffee? 12) There is a window on the left. 13) There is a bookcase on the right. 14) The view from the window is very beautiful. 15) The canteen is on the right.

2. 1) There is a desk and a chair in my office. The desk is new and the chair is old. 2) There is a cooker and a fridge in the canteen. The cooker is good and the fridge is bad. 3) There is a sofa and an armchair at the reception. The sofa is soft and the armchair is comfortable. 4) There is a laptop and a desktop computer on my desk. The laptop is fast and the desktop computer is slow. 5) There is a cooler and a coffee machine in the canteen. The cooler is Finnish and the coffee machine is Chinese. 6) There is a printer and a copy machine in the hall. The printer is Japanese and the copy machine is German. 7) There is a pen and a pencil on my desk. The pen is black and the pencil is red.

Step 7

1) Give me an apple please. 2) I'm an engineer. 3) My wife is a doctor. 4) We usually have lunch at twelve. 5) On Sundays we usually stay at home. 6) The sun is shining in the blue sky. 7) Call the police! 8) I can play the guitar. 9) Would you like to go to the cinema with me? 10) I like tea. I don't like coffee. 11) He usually comes home from work at 7 o'clock. 12) I like classical music. 13) You should stay in bed for 5 days. 14) He lives in London. 15) I don't have money. 16) I need information about flights to Paris.

Step 8

2. 1) The teacher is glad to see the children. 2) I like ponies. They are nice. 3) Our cat likes catching mice in the grass. 4) The old man has many sheep. 5) The Blue Beard had many wives. 6) Don't play with the knives! 7) There are a lot of people in the street. 8) She has very beautiful teeth. 9) My feet are tired.

Step 10

1.

My office

Our office is in a big modern building on the 3d floor. It is very big. Its area is 200 square meters. There are ten rooms in the office. There is a reception, a boardroom, a canteen and a restroom. The reception is by the door. There is a sofa in the reception. There are three armchairs opposite the sofa.

The elevator is on the left. The boardroom is in the center.

The canteen is behind the boardroom on the left. There are some tables and chairs there. There is a cooker, a microwave oven, a fridge, a coffee machine and an electric kettle there as well.

The restroom is at the end of the corridor.

This is my office. It is very nice. There are two windows in the office. The windows are large. There is only one door there. There are two desks and four chairs in the room. There is a poster on the wall. There is a clock on the wall opposite the window. There is a lamp on the ceiling. There are two bookcases in the office. There are many files in them. There are some pens and pencils on the desks. There are rubbish bins under the desks.

There is a desktop computer on one desk. There is a laptop on another desk. There is a copy machine in the corner. There is a printer next to it. (nearby)

There are some indoor plants in the room. They are beautiful.

Step 12

1.

Emails

Hi, Mercedes.

I'm in Russia, in Saint-Petersburg. It's a fantastic city and Megasoft is a great company!

Their office is in the center. It's quite big. Its area is about 200 square meters. There is a big meeting room, a reception, 5 rooms and a canteen there. The windows are large. The view from the windows is great! The only problem is the rent. It's too high!

There are many interesting people here. Natasha Sharova is from Russia. She is in Sales. She is the sales manager of the local branch of Megasoft. She is very nice. Paul West is from the US. He's the general manager of the branch. He is very professional. I think he's a very good business contact. I'm sure we can do business with him.

Bye for now.

Write back to me.

Chuck.

SELF TEST 2

1. 1) да; 2) да; 3) да; 4) да; 5) нет.

2. 1) There is a book on the table. 2) I am a manager. 3) He has a computer. 4) We need a new car. 5) I was born in the USSR. 6) They live in London. 7) We always have dinner at home. 8) I usually come to work at 8 o'clock. 9) He goes to bed at 11 pm.

3. A car — cars, a box — boxes, a woman — women, a book — books, a wife — wives, a potato — potatoes, a child — children, a mouse — mice, a man — men, an army — armies, a tooth — teeth, a foot — feet.

4. 2 — two, 3 — three, 4 — four, 8 — eight, 11 — eleven, 12 — twelve, 13 — thirteen, 14 — fourteen, 18 — eighteen, 20 — twenty, 30 — thirty, 40 — forty, 80 — eighty.

5. 1) Is there a canteen in your office? 2) Are there meeting rooms in your office? 3) What is your phone number? 4) What's your email address? 5) How was the trip? 6) How is your business in Russia? 7) Are you in Finance? 8) Is he in the Marketing Department? 9) What is the area of your office?

6. Проверьте по материалам урока.

LESSON 3

DAY 2

Step 3

3. 1) I have a book. It's my book. 2) He has a cat. It's his cat. 3) She has a car. It's her car. 4) John and Mary have a good boss. This is their boss. 5) We have a new computer. It's our computer. 6) The dog has a ball. It's its ball. 7) Our colleagues have a new office. It's their office. 8) I have many books. They are my books. 9) We have a new sales manager. This is our new sales manager. 10) Our partners have a new product. It's their new product. 11) Mr. Smith has a big suitcase. It's his suitcase. 12) Mrs. Jones has a new bookcase. It's her bookcase. 13) I have a new house. Its windows are large. 14) He has a new flat. Its address is 133 Moskovsky Avenue.

Step 7

1) There is a desk in the room. The desk is big. 2) here is a bag under the desk. The bag is small. 3) There is a window in the room. The window is large. 4) There is a computer on the desk. The computer is fast. 5) I am a manager. 6) The manager is in the meeting room. 7) He is an engineer. 8) The secretary is at the reception. 9) She is an accountant. 10) She is in Accounts and he is in Sales. 11) He is a teacher. 12) He is in the Marketing Department. 13) I am a manager. 14) I am in the Financial Department. 15) I have a car. The car is new. 16) She has a bag. The bag is old. 17) We have a computer. The computer is fast. 18) They have a new office. The office is large.

Step 8

1) There is a book on the table. 2) There are many rooms in the office. 3) There is no lamp on the table. 4) Is there a boardroom in the office? 5) Are there many people in the canteen? 6) There are many books in the bookcase. 7) Is there a window in your room? 8) I am a manager. 9) Are

you interested in music? 10) I am glad to meet you. 11) Where is she from? 12) What is her job? 13) We are sales managers. 14) Is he from Moscow? 15) How old are you? 16) Who are these people? Who are they? 17) What is your name? 18) Are you from China? 19) Are there any chairs in your office? 20) He is not a doctor. 21) Is it interesting? 22) She is a student. 23) Where are you from? 24) What time is it? 2) We are managers. 26) Is he happy? 27) How old is she? 28) Who is he? 29) Who are you?

Step 9

1) Mice are grey. 2) There are many books in the room. 3) There are many women in the room. 4) Is there a man in the canteen? 5) Tom and Tim are happy. 6) I am a manager. 7) She is a secretary. 8) My feet are tired! Let's stop! 9) The children are at school. 10) I am an engineer. 11) Who are you? 12) Where are you from?

Step 10

1. 3) Я хочу яблоко. (an) 4) Тебе нравится яблоко? (the) 5) Я учитель (a) 6) Где учитель? (the) 7) Закройте дверь. (the) 8) Откройте окно. (the) 9) У меня есть компьютер. (a) 10) Где сумка? (the) 11) Я хочу купить машину. (a) 12) Нужно починить машину. (the) 13) Я вижу кошку. (a) 14) Кошка под столом. (the).

2. 1) I am a doctor. 2) Where is the teacher? In the classroom. 3) Please give me a pen and a pencil. 4) Sorry, the pen doesn't write. 5) I'm a teacher. It is a toy. 6) I have a book. The book is very interesting. 7) Where is the cat? Under the chair. 8) I need a notebook and a pen. 9) Where is my book? On the table. 10) Would you like a piece of cake? 11) Have you got a car? 12) Where is the car? I can't see it. 13) He is a nice boy. She is a pretty girl. 14) I can't open the door. Help me please.

SELF TEST 3

- 1) да; 2) да; 3) нет; 4) нет; 5) нет; 6) да.
- 1) I can speak English. 2) Can you dive? 3) We can not work tomorrow. 4) Can she drive a car? 5) They can not study on Monday.
- 1) I have (have got) a car. 2) She has (has got) a computer. 3) We don't have (haven't got) a house. 4) He doesn't have (hasn't got) a new office. 5) It has (has got) many rooms.
- 1) I am not hungry. 2) Is she tired? 3) He is not ill. 4) Are you nervous? 5) They are hot.
- 1) Where can I check my flight number? 2) Where can I change money? 3) What is my gate number? 4) Can I see your passport, please? 5) Where would you like to sit? 6) Is my flight delayed?
6. Проверьте по материалам урока.

LESSON 4

DAY 2

Step 2

2) What city are you from? 3) Who is your favorite writer? 4) Where are you from? 5) When is your birthday? 6) What do you do? 7) What is your favorite book? 8) Who is your manager? 9) How old are you? 10) How are you today? 11) Where do you live? 12) Why do you want to study English?

Step 3

1. I am a teacher. He is a nice boy. Sam is a driver. We are happy. They are hungry. It is right! My parents are doctors. My dog is hungry. I am not ill. Is he a doctor? Are they students? He is not a driver. Are you happy?

2. He is a teacher. Tom is a little boy. Sally is a nice little girl. We are happy. My friends are students. You are right! My parents are doctors. My dog is hungry. Are you happy? I am not happy. Are they doctors? Are they students? Is he hungry?

Step 8

Hi friend.

My name is Dasha.

I'm your new pen friend. I am from Russia. I live in Voronezh. I'm 25. I am an accountant. I work for a big construction company.

My family is not very big: father, mother, my sister and me. My father is an engineer and my Mum is a librarian. My sister is fifteen. Her name is Ann. She is at school. We have two pets. I have a dog and my sister has a hamster. I prefer dogs. They are nice.

I like reading. My favorite writer is Den Brown. My favorite book is Da Vinci's Code. My favorite sport is tennis. My favorite sports star is Sharapova. She is a good athlete and she is so beautiful! She is like a model!

When I am free, I like singing and dancing. My favorite music is pop music and R&B. My favorite pop star is Britney Spears. She is great! At weekends I like going to cinema with my friends. My favorite film is *Pirates of the Caribbean*. My favorite film star is Johnny Depp. He is great!

What music do you like? What is your favorite star?

Write soon.

Dasha.

SELF TEST 4

- 1) да; 2) да; 3) нет.
2. What — что. Why — почему. Who — кто. Where — где. When — когда. How — как.
3. 1) What is your name? 2) Why are you so sad? 3) Who is your favorite film star? 4) Where are you from? 5) When is your birthday? 6) How are you?
4. 1) I am a teacher. 2) I can't swim. 3) Can you drive? 4) I don't like coffee. 5) He likes tea. 6) We don't like reading. 7) He doesn't like meat. 8) I don't like travelling. 9) Do you like pizza? 10) Can you speak English?
5. 1) What is your name? 2) Where are you from? 3) What is the purpose of your visit? 4) How long are you going to stay in the UK? 5) Where are you going to stay in the UK? 6) Can I see your passport, please?
6. Good — хороший. Awful — ужасный. Interesting — интересный. Terrible — жуткий. Beautiful — красивый. Famous — знаменитый. Talented — талантливый. Clever — умный. Boring — скучный. Bad — плохой. Terrific — классный. Ugly — уродливый. Ordinary — обычный. Stupid — глупый. Unknown — неизвестный. Wonderful — чудесный.

LESSON 5

DAY 1

Step 4

2. 1) I love you. 2) I can speak English. 3) I live in London. 4) We work together. 5) There is a bottle of vodka in my suitcase. 6) They often go to America. 7) My telephone number is 323-44-55. 8) There is a table in the middle of the room. 9) We should work hard. 10) We have nothing to declare. 11) I usually have a cup of coffee for breakfast. 12) We have a break in the office every day.

Step 5

5. 1) It's John's book. Give it to him. 2) This is my computer! Give it to me. 3) It's my parents' dog. Its name is Sammy. 4) It's my cat. Its favorite food is fish. 5) We are hungry! Bring us some food! 6) They need help. Let's help them. 7) We are tired. Give us a rest. 8) Welcome to our company! Please, come in and I'll show you around.

Step 6

John. Who?	A cup of tea. What?
Mary. Who?	A car. What?
A dog. What?	Mr. Smith. Who?
Mine. Whose?	Mary's. Whose?
In the kitchen. Where?	Because I'm hungry. Why?
At 5 p.m. When?	In 2009. When?
On Monday. When?	Because it's easy. Why?
A tree. What?	On Sunday. When?
Because we are friends. Why?	In the office. Where?
In 1999. When?	At school. Where?
I'm fine. How?	She's 25. How?

Step 7

1) There is a camera in her suitcase. 2) There are 3 dresses in her suitcase. 3) There are 4 shirts in her suitcase. 4) Are there 5 skirts in her suitcase? 5) Is there any perfume in her purse? 6) Are there any cigarettes in her bag? 7) There are no cigarettes in her baggage. 8) Is there any wine in her baggage? 9) Are there any dollars in her purse?

DAY 2

Step 4

1. 1) He is an engineer. Is he an engineer? 2) They are students. Are they students? 3) London is the capital of the UK. Is London the capital of the UK? 4) I'm tired. Am I tired? 5) They are hungry. Are they hungry? 6) She is ill. Is she ill? 7) There is a book on the table. Is there a book on the table? 8) These roses are beautiful. Are the roses beautiful? 9) They are late. Are they late?

2. 1) She can play the piano. Can she play the piano? 2) They can play football. Can they play football? 3) I must go now. Must I go now? 4) You should study better. Should you study better? 5) They should arrive tomorrow. Should they arrive tomorrow? 6) We must be strong. Must we be strong? 7) He can dive. Can he dive?

Step 6

1) I have a dress and a jacket. The jacket is brown and the dress is green. 2) I have a bag and a belt. The bag is black and the belt is brown. 3) I have a shirt and a skirt. The skirt is blue and the shirt is white. 4) I have a top and a blouse. The blouse is red and the top is pink. 5) I have a suit and a sweater. The suit is gray and the sweater is orange. 6) I have a raincoat and a fur coat. The raincoat is green and the fur coat is brown. 7) I have boots and shoes. The boots are brown and the shoes are white. 8) I have gloves and mittens. The gloves are purple and the mittens are violet. 9) I have sandals and slippers. The sandals are blue and the slippers are yellow.

Step 9

1) b; 2) b; 3) a; 4) a; 5) a; 6) a; 7) a; 8) b; 9) b; 10) b; 11) b; 12) b; 13) a; 14) b; 15) b; 16) a; 17) b; 18) b; 19) b.

SELF TEST 5

1. 1) да; 2) да; 3) нет; 4) нет; 5) да.

2.

Mr. Smith. Who?	My friend's. Whose?
A computer. What?	A book. What?
A car. What?	Because it's cold. Why?
Natasha's. Whose?	I'm fine. How?
In France. Where?	Because I'm busy. Why?
At 6 p.m. When?	In 2012. When?
On Friday. When?	Because I'm hot. Why?

3. 1) Have you got anything to declare? 2) Have you got any arms, any drugs? 3) Can you open your suitcase, please? 4) Did you pack your suitcases yourself? 5) Did someone pack them for you? 6) Have you got any cash?

4. a) 1) John — he. 2) Sara — she. 3) Kate and Kim — they. 4) A dog — it. 5) A pen — it. 6) Flowers — they. 7) Computers — they. 8) My boss and I — we. 9) My colleagues — they. 10) My money — it.

b) 1) It's my book. Give it to me. 2) Stop it, Mary! I love you! I need you! 3) It's my house. Its windows are large. 4) It's my dog. Its name is Topsy. 5) It's Mary's letter. Give it to her. 6) They need money. Give them some cash. 7) We are hungry. Give us something to eat. 8) John is ill. Tell him to stay in bed for 3 days.

5. 1) Where are you from? 2) What do you do? 3) What is your favorite city? 4) Do you like watching films? 5) What is your favorite film? 6) Who is your favorite film star? 7) Do you like sports? 8) Who is your favorite sports star? 9) What music do you like? 10) Who is your favorite pop star? 11) Do you like playing video games?

6. a dress, a coat, a jacket, a shirt, a skirt, a top, a blouse, a hat, a suite, a sweater, a scarf, a tie, a belt, trousers, socks, tights, boots, shoes, slippers.

LESSON 6

DAY 1

Step 4

1) Where can I check my flight number? At the Information. 2) I'd like to make a reservation for a single room. 3) Where can I check in for the flight? At the check-in counter. 4) Can I make a reservation for a table for two at 7 pm. 5) The check in hour is 12 noon and the checkout is 2 pm. 6) I'd like to book two tickets for the show on March 22d. 7) I'd like to make a reservation for a suite for 3 days from April 15th.

Step 5

2. 1) We usually meet at the station. 2) You should stay in bed for 4 days. 3) There are many stars in the sky. 4) We are going to support our team at the football match. 5) There are many poor countries in the world. 6) We talked about it on the phone. 7) Please, come on time! 8) There was a big crowd in the street. 9) He usually comes to work on foot but sometimes he comes by bus. 10) She isn't at university. She's on holiday.

Step 10

To whom it may concern.

I would like to make a reservation for a single with a bath for Mr. I. Volkov, our Production Manager, for 3 nights from Monday August 15.

Could you please let us know the price per night, including breakfast?

Can you confirm the booking by email?

Yours truly,

Maria Ivanova

Office manager

DAY 2

Step 3

2.

Hi Peter,

How are you? How are things?

I'm in London. I'm attending a sales conference at the head office. So I visit it every day. The office is very big and comfortable. There are ten rooms in the office, a reception, a boardroom and a canteen.

The boardroom is very stylish. There's a big round table in the middle, some chairs, an information board, a screen for videoconferences and a computer. The canteen is very nice. There's a cooker, a microwave, a water-cooler, a coffee machine and a fridge there.

My colleagues are very nice and friendly, so I get a lot of attention and they take me out nearly every evening. We go to museums, theatres, restaurants and pubs.

I'm staying at the Hilton. It's not far from the office. It's a five-star hotel. It has everything — a sports club, three restaurants and a swimming pool. My room is very nice. There's a big bed, an armchair, a table, some chairs, a fridge and a TV set. Oh, I have a private bathroom, of course!

I hope you'll also be able to come to London some day. It's a wonderful city!

OK, bye! Drop me a line.

Love, Natasha.

Pay attention to the attachment! It's a photo of the head office.

Step 5

1. 1) I am an economist. 2) Are you a newsreader? 3) Is he a scientist? 4) We are interested in studying English. 5) She is smart. 6) There are many files in my bag. 7) Are there any CDs in your bag? 8) I am not an accountant. 9) How old are you? 10) Who is Mr. Smith?

2. 1) I'm a manager. 2) Give me a pen, please. 3) This is a computer. 4) Where is the report? On the desk. 5) The report of our head office is very interesting. 6) There is a file in my bag. The file is very heavy. 7) Where is Fred? In the meeting room. 8) I need a new laptop. 9) Would you like a cup of tea?

3. 1) Whose book is it? It's Pete's book. It's his book. 2) Whose pen is it? It's Mary's. It's her pen. 3) These are our shirts. Give them to us. 4) I love my parents. I miss them a lot. 5) John is 30. It is a doctor. His wife is a nurse. 6) Whose file is this? It's mine. Give it to me. 7) This is Kate's CD. Give it to her. 8) We want to know about your company. Tell us about it. 9) I am a teacher and my husband is an engineer. 10) The children are hungry. Give them something to eat.

4. 1) I have a sister. 2) We have a dog. 3) She has a brother. 4) He has a car. 5) She has no car. 6) He has no money. 7) We have no time. 8) He has no friends. 9) They have no lessons today.

Step 6

1. a) 1) I am not a teacher. I am a doctor. 2) This is John. Is he a sales agent? 3) I know Peter but I don't like him. 4) Do you know these people. Are they Russian? 5) If you see Mary, tell her about the meeting. 6) We want to know more about your job. Give us more information. 7) These are their books. Give them to them. 8) The cat is thirsty. Give it some milk.

b) 1) This is my book and that book is not mine. 2) It's Mary's dog. It's her dog. It's hers. 3) This is our house. We live in it. 4) These are their desks. They always study there. 5) This is Jenny's garden. Her garden looks nice. 6) These are your slippers and those are not yours. 7) Whose book is it? It's Mary's. It's hers.

c) 1) Let me introduce myself. 2) Don't help him. He can do it himself. 3) She is happy without reason. She didn't understand herself. 4) They can do this test themselves. 5) She is looking at herself in the mirror. 6) What's wrong with you? Look at yourself! 7) Look, the cat is washing itself. 8) Stop helping us. We'd like to write this test ourselves.

1. 1) нет; 2) да; 3) нет; 4) да; 5) нет; 6) да; 7) да.

2. 1) нет; 2) нет; 3) да; 4) да.

3. 1) Are you on business or on holiday? 2) I sometimes feel so tired that I stay in bed all day! 3) The sun is in the blue sky! 4) There are many beautiful cities in the world. 5) I don't like talking on the phone. 6) Where's Mary? She's at school. 7) Let's meet at the concert. 8) I always come to work on time. 9) At the beginning the game was very interesting. 10) He never goes to work by bus. 11) I usually come home on foot. 12) This book is written by Tolstoy.

4. 1) What kind of room do you need? 2) Is breakfast included? 3) Is there a shower? 4) Is there a restaurant at the hotel? 5) Is it far from the center? 6) Is there a fitness center at the hotel? 7) Where is the elevator? 8) How much is a single room? 9) Can I pay by card?

5. 1) He can play tennis. What sport can he play? 2) She can play the piano. What instrument can she play? 3) They can speak English. What language can they speak? 4) She must do the homework. What must she do? 5) You should read this book. What should you read? 6) They should study English every day. How often should they study English? 7) We must work to make money. Why must we work? 8) He can drive a truck. What can he drive?

6. The Family Hotel is situated the center of London not far from the business district. It's a good location. There are a lot of shops, banks and restaurants there.

At our hotel you can get a single room, a double or a suite. The prices are from 90 pounds a night to 150 pounds a night. All the rooms are very comfortable. Each room has a private bathroom, satellite TV and a safe. WI-FI access is free.

There are two restaurants and a lobby bar at the hotel. In the morning we serve a typical English breakfast.

In the afternoon you can relax in our sauna or the swimming pool.

There are three meeting rooms at our hotel with multimedia equipment, ideal for meetings, presentations and press-conferences.

Welcome to our hotel!

7. **a room; a night; a bank; a passport; a restaurant; a lobby; a swimming pool; a bathroom; a key; breakfast; a suite; papers; credit card; an ATM machine; a single; a double; a sauna.**

LESSON 7

DAY 1

Step 5

Heather lives in a nice house with a garden. She has two bedrooms, a living room, a kitchen, a bathroom and two toilets.

The kitchen is quite big. There is a table in the middle, a cupboard by the window, a cooker, a fridge, a sink and a rubbish bin. There are some shelves there too.

The living room is very elegant and big. There is a sofa, a television, and some bookcases there. There is a carpet on the floor. There are two armchairs, six chairs and pictures of some exotic places on the walls. There is a lamp on the ceiling.

Heather's house is not big but it's very comfortable.

Step 9

1.

Mrs. Green — she	my friend and I — we	a desk — it
Mister President — he	my city — it	my wife and I — we
John — he	my company — it	desks — they
Mary — she	people — they	a computer — it
my colleagues — they	men — they	my dogs — they
our canteen — it	women — they	my rooms — they

Step 10

1. a) 1) I am a reporter. My job is very interesting. 2) This is John. His job is important. He is a doctor. 3) This is Mary. Her job is interesting. She is a reporter. 4) This is Maggie. Her job is hard. She is a policewoman. 5) We are managers. Our company is very big. 6) They are sales agents. Their products are popular. 7) It is my new car. Its windows are large. 8) This is a new office. Its walls are yellow. 9) This is our old office. Its ceiling is low.

b) 1) This is Tom. He is an accountant. Give this file to him. 2) This is Mary. She is a secretary. Ask her to make some coffee. 3) We are sales managers. Our boss gives us instructions every day. 4) The dog is hungry. Give it some food. 5) They are our new clients. Give them our new catalogue. 6) They are late for the meeting! Tell them about it. 7) I write to our clients every day but I never meet them. 8) Tell me about your company. Is it big?

DAY 2

Step 4

1. 1) My cousin's mother is my aunt. 2) My cousins' father is my uncle. 3) My parents' parents are my grandparents. 4) My mother's niece is my cousin. 5) My father's nephew is my cousin. 6) My brother's only sister is me. 7) My uncle's children are my cousins. 8) My father's wife is my mother. 9) My aunt's husband is my uncle. 10) My grandmother's only grandchild is me. 11) My parents' only child is me.

Step 6

1) My sister is 10. She's a nice girl. 2) My brother's name is John. He's a student. 3) My dog is very nice. Its name is Blackie. 4) I have a sister. Her name is Linda. 5) I have a cat. Its eyes are green. 6) We have a car. It's red. 7) My brother has a book. It's very thick. 8) My sister has a new dress. It's blue. 9) My father is 30. He's a doctor. 10) My father has a car. His car is black.

Step 7

1) Whose book is this? It's mine. 2) Who is this man? 3) What is it? 4) Who is this woman? 5) Where do you live? 6) How old are you? 7) Where are you from? 8) Whose cat is this? It's Mary's cat. 9) What do you do? 10) Why do you like this book? It's interesting. 11) What is your friend's name? 12) What is your favorite book? 13) Who is your favorite writer? 14) What do you like to eat? 15) Hi, how are you today? 16) When do your lessons start? 17) How old are you? I'm 20. 18) Where does he study? At the university. 19) What language do they study? 20) What books do you like to read? 21) When do you usually start work? 22) Why are you so unhappy? It's a nice day! 23) Why do you want to study English?

Hi Chuck.

Thank you for your letter. I'm glad you are fine.

I'd like to tell you about Heather's house. She's the office manager at the head office in London.

She has a very nice house with a garden. There are many flowers in the garden. The house is very pretty. Its walls are green and its roof is red.

They've got two bedrooms, a big living room, a kitchen and a bathroom. They haven't got a dining room. Their kitchen is big and they normally cook and eat there.

There is a table in the middle. There are some cupboards on the walls. The kitchen has got a cooker, a sink and a fridge. There is a small TV set on the fridge. The walls are yellow. The ceiling is white.

The living room is very pretty. The walls are pink, the curtains are purple. There's a sofa in it, a television, some bookcases and pictures of exotic places. There are two armchairs and six chairs there, too.

There's a big window in the living room. The view is great.

There is a lamp on the ceiling. It's pink too!

I like Heather's house very much.

Bye. Drop me a line.

All the best,

Natasha.

Step 10

1) 1) John is a teacher. His job is very interesting. 2) This is Mary. She is a doctor. 3) This is Peter. His bag is brown. 4) They are my parents. Their house is big. 5) We are pupils. We like our teacher. 6) They are students. Their teacher is very good. 7) It is a new car. Its windows are large. 8) This is my house. Its windows are large. 9) Tom likes playing ball. Give this ball to him. 10) Mary likes reading. Give this book to her. 11) We study at school. Give these books to us. 12) The cat is hungry. Give it some food. 13) This is Kate's book. Give it to her. 14) He is late. Tell him about it. 15) They are pupils. Give them these new books.

SELF TEST 7

1) 1) нет; 2) нет; 3) да; 4) да; 5) да.

2) my brother's car, our son's teacher, Mary's sister, the dog's nose, the children's toys, the teacher's hat, the boy's toys, John's car, the boys' trousers, the teacher's jacket, the baby's clothes, the girls' dresses.

3) a sofa, an armchair, a TV set, a bookcase;

a bed, a wardrobe, a clothing cabinet, a picture, a cushion, a bedside table;

a table, a cupboard, a chair;

a rack, a mirror, a toilet bowl;

a sink, a cooker, a fridge;

a washbasin, a shower, a bathtub.

5. 1) Is it fully furnished? 2) How many bedrooms are there? 3) Is the kitchen big? 4) Is there a garden nearby? 5) Is there any public transport nearby? 6) Is there a shopping center nearby? 7) Are there sports facilities nearby? 8) How much is it?

6. 1) I am a teacher. My job is very interesting. 2) We are managers. Our company is very big. 3) It is a nice dog. Its name is Toto. 4) They have a big house. Their house is beautiful. 5) Mary wants to draw. Give her a pencil, please. 6) Tom wants to eat. Give him some bread. 7) We are thirsty. Bring us some water. 8) This is my book and that one is not mine. 9) Whose car is it? It's John's car. It's his. 10) Whose computer is it? It's my mum's computer. It's her computer. 11) Don't look at yourself in the mirror! You'll be late for work! 12) The cat likes washing itself. 13) Don't help me! I can do it myself! 14) Who is this woman? Do you know her? 15) If you see Pete, give him my letter.

7. Проверете по материалa урока.

LESSON 8

DAY 1

Step 3

2. 1) I usually get up at 9 am. 2) We usually go jogging every morning. 3) We sometimes work together. 4) She always has lunch at the canteen. 5) In the afternoon she usually does a lot of paperwork. 6) We normally finish work at 6 p. m. 7) I usually come home at 8.30. 8) He always makes a lot of phone calls in the morning. 9) She usually works on her computer in the morning.

Step 4

Do / does	Don't / doesn't
Does he play football?	She doesn't work part-time.
Do they study German?	They don't have a car.
Does she play tennis?	We don't speak Chinese.
Do you need help?	He doesn't need a new car.
Does he have a flat?	You don't study English every day.
Do you know the answer?	He doesn't want to change jobs.
Do you work fulltime?	We don't check our emails every day.
Does she need more information?	I don't need more money.
Do we have any coffee?	He doesn't have any tea.

Step 5

1. 1) Do you travel long distances to work? 2) Does she get a good salary? 3) Does he have a good holiday every year? 4) Do you work flexitime? 5) Do they work long hours? 6) Does he speak English well? 7) Do they give many presentations? 8) Does she get a commission from sales?

2. 1) Is he an engineer? 2) Can she speak English? 3) Must we finish work on time? 4) Should you work better? 5) Is this film very interesting? 6) Can we finish this report on Monday? 7) Should he study more? 8) Must you come to work on time?

Step 7

1) Do you work fulltime? 2) Do you often travel abroad? 3) Do you attend a lot of meetings? 4) Do you get a good salary? 5) Do you get a lot of emails? 6) Do you often do overtime? 7) Who do you report to? 8) Do you have a good holiday every year?

Step 8

1) b; 2) b; 3) a; 4) b; 5) b; 6) b; 7) b; 8) a; 9) b; 10) a.

Step 9

1) Start work. 2) Finish work. 3) Have lunch. 4) Do overtime. 5) Make phone calls. 6) Look through the mail 7) Check documents. 8) Write reports. 9) Visit workshops. 10) Meet customers 11) Travel on business. 12) Do paperwork. 13) Get a good salary.

DAY 1

Step 4

1) Do you work indoors or outdoors? 2) Do you get a high salary? 3) Do you work fulltime or part-time? 4) Do you often work long hours? 5) Do you have regular lunch breaks? 6) Do you often go on business trips? 7) Do you sometimes work at weekends? 8) Do you work hard?

Step 5

I usually get up early at about 7, but when I can, I sleep a little bit later. Then I take a shower, brush my hair, clean my teeth and dress. After that I usually have breakfast. I don't have much for breakfast. I usually eat a sandwich and drink a cup of coffee. At 8.30 I usually go to work. I have a car, so I normally drive to the office. I always come to the office at 9.30.

In the morning I usually check on my schedule for the day. I look through my mail and do a lot of paperwork. Sometimes I go out to meet my clients and colleagues. We often have lunch together at the restaurant. In the afternoon I sometimes visit our workshops, sometimes work at my computer.

I work really hard and often do overtime.

I sometimes do the shopping on the way home. I usually come home at about 8 and have dinner with my family. For dinner I usually have some fish or seafood with rice and a glass of juice or wine.

We normally go out once a month. We often go to a restaurant or a night club. We rarely go to the theatre or to museums.

In the evening I always watch the news on TV and read a newspaper or a magazine. I usually go to bed at midnight and fall asleep immediately.

I like my job. It's very interesting. I have a good boss, friendly colleagues and a good salary. The only thing I need is longer holidays!

SELF TEST 8

1. 1) нет; 2) да; 3) да; 4) да.

2. 1) What is your name? 2) Where are you from? 3) What do you do? 4) Who do you work for? 5) Do you work part-time? 6) Do you sometimes do overtime? 7) Do you sometimes work at weekends? 8) Do you get a good salary? 9) Do you sometimes travel on business? 10) Do you like your job?

3. 1) Do you work indoors or outdoors? 2) Does he get a high salary? 3) Does she work fulltime or part-time? 4) Do they often work long hours? 5) Do you have regular lunch breaks? 6) Does Mr. Green often go on business trips? 7) Does Mary sometimes work at weekends? 8) Do they work hard?

4. goes, drives, does, translates, dies, works, talks, writes, reads, runs, hops, stops, washes, cooks, smashes, bakes, repeats, catches, helps, presses, cleans, plays, flies, cries, tries, says, studies, replies, buys.

5. Start work, do a lot of paperwork, have lunch, take a shower, look through emails, check on the schedule, do the shopping, visit workshops, do overtime, get a good salary, travel on business, work hard, check documents, work long hours, work flexitime, go to lunch, talk on the phone.

LESSON 9

DAY 1

Step 3

1. 1) Where does your husband work? In the city hall. 2) What time does he start work in the morning? At 10 am. 3) What does he do during the day? He talks with his colleagues and discusses the problems of his district. 4) Does he make many phone calls? Yes, he does. 5) Where does he have lunch? At the restaurant. 6) Does he often travel on business? Yes, he often travels abroad. 7) What does he do in the afternoon? He takes part in press-conferences and discussions. 8) What time does he finish work? At 5 p. m. 9) When does he usually come home from work? At 6 p. m. 10) Does he get a good salary? Yes, he gets a good salary, a monthly bonus and many social benefits. 11) Does he ever buy food on the way home? Yes, sometimes he does the shopping. 12) Does he often watch TV in the evening? No, seldom watches TV. He prefers doing sport and eating out with friends. 13) Does he have a company car? Yes, he has a car with a driver, a cell phone and a comfortable office. 14) Where does he usually go for a holiday? He usually goes to exotic countries and stays at the best hotels. 15) Does he have a hobby? Yes, he likes hunting, fishing and traveling.

Step 4

2. 1) What does your friend do? 2) What time does he usually get up? 3) What does he usually do during the day? 4) When/usually/finish/work? When does he usually finish work? 5) When does he usually come home from work? 6) What food does he like to eat? 7) Does he have a hobby? 8) Does he play sports? 9) Does he like reading? 10) What films does he prefer? 11) What books does he like? 12) How often does he go out? 13) What time does he usually go to bed?

Step 5

3. 1) Who studies English? 2) Who is a good manager? 3) Who is a nice girl? 4) Who has a car? 5) Who has a brother? 6) Who likes playing basketball? 7) Who can swim? 8) Who should study more?

Step 6

1) What is his name? 2) How old is he? 3) What does he do? What is his job? 4) What does he teach? 5) Is he married? 6) Does he have any children? 7) What's his address? 8) What's his phone number? 9) Does he work fulltime? 10) Does he ever do overtime? 11) Does he ever work at weekends? 12) What does he like doing in his free time? 13) What's his favorite sport? 14) What sport does he do? 15) Who is his favorite writer? 16) Who is his favorite actor (movie star)? 17) What is his favorite band? 18) Does he have a car? 19) Does he like his job?

Step 9

2.

1. on Sunday	7. in winter	13. at Christmas.
2. in June	8. at 3 o'clock	14. on your birthday
3. in 2020	9. at noon	15. in 1720
4. on April 1st	10. early in the morning	16. at half past four
5. on Monday morning	11. late at night	17. in summer
6. in the afternoon	12. on December 31st	18. in any season

Step 11

Jerry Sutton is the General Director of Megasoft. She works very hard. Most of the time she travels abroad and meets international customers and partners in other countries.

Each year she makes two trips to Europe and 4-5 trips to Asia.

When Jerry is at home she gets up at about 6 am every day. She lives in the suburbs of London with her husband, two children and a dog. They have a nice house with a garden. In the morning she drives to the fitness club and does exercises for an hour, after the workout she has breakfast at the club and goes to work. She always comes to the office early at about 8 am.

In the morning she talks to the managers, gives orders to the staff and makes plans for the company.

Jerry usually has lunch at the canteen but sometimes she eats out with some important clients.

In the afternoon she works at her computer and reads and writes many emails. Sometimes she chairs (ведет, председательствует) meetings and takes part in discussions.

Jerry usually finishes work at 6 pm and comes home at 7 pm. They normally has dinner at home, but sometimes they go out together and eat at the restaurant.

In the evening Jerry and her family watches TV or videos. Sometimes they read before bed.

In her free time Jerry goes biking and swimming. She is very hardworking but she finds time for herself and her family.

DAY 2

Step 7

1.

Strong — weak	Cheap — expensive	Easy — difficult
Efficient — inefficient	Pleasant — unpleasant	Clean — dirty
Hardworking — lazy	Intelligent — stupid	Handsome — ugly
Honest — dishonest	Modern — old-fashioned	Tall — short

SELF TEST 9

1. 1) да; 2) нет; 3) да; 4) нет; 5) да.

2. 1) at; 2) in; 3) at; 4) on; 5) in; 6) on; 7) in; 8) at; 9) at; 10) on; 11) on; 12) in; 13) on; 14) on.

3. 1) Is the computer on the table? What is on the table? 2) Do John and Linda work together? Who works together? 3) Does Emily have a car? Who has a car? 4) Does Tom need a dog? Who needs a dog? 5) Is Nicky tired? Who is tired? 6) Does Willy have a cat? Who has a cat? 7) Is this house very beautiful? What is very beautiful? 8) Does my father usually go to work by car? Who goes to work by car? 9) Is this car new? What is new? 10) Is my mum a nurse? Who is a nurse? 11) Is Mr. Black an astronaut? Who is an astronaut? 12) Do we like studying English? Who likes studying English? 13) Does my boss work very hard? Who works very hard?

4. 1) How old is he? 2) What is his job? 3) What company does he work for? 4) Does he work indoors or outdoors? 5) Does he work long hours? 6) Does he get a good salary? 7) Does he often travel on business? 8) Is he married? 9) Does he have children? 10) Does he like cooking? 11) What is his favorite food? 12) Does he like reading? 13) Who is his favorite writer? 14) Does he like watching movies? 15) What is his favorite music? 16) What does he like doing in his free time?

5. Проверьте по материалам урока.

LESSON 10

DAY 1

Step 3

2.

a car	some money	some food	a dog
a book	a bank	a table	some space
some tea	a manager	a chair	some information
some sugar	some air	some baggage	a computer

DAY 2

Step 1

1. 1) any; 2) any; 3) any; 4) any, some; 5) any; 6) any, some; 7) any; 8) any, some; 9) any; 10) any, some; 11) any; 12) any, some.

SELF TEST 10

1. 1) нет; 2) да; 3) да; 4) нет.

2. 1) any, some; 2) any; 3) any; 4) any, some; 5) any; 6) some; 7) any; 8) some.

3.

Do or does	Don't or doesn't
Do you like coffee?	I don't know the answer.
Does he play tennis?	She doesn't study French.
Do they study English?	They don't have a house.
Does she sing in a band?	We don't speak English.
Do you need money?	He doesn't need a new computer.
Does he have a car?	You don't study every day.
Do you know the answer?	He doesn't want to eat.
What food do you like?	He doesn't like meat.
What drinks does he prefer?	I don't play hockey.
How often do you play sports?	We don't drink coffee.
What time does she usually get up?	She doesn't want to eat porridge.

4. 1) Mary usually gets up early at about 7 am. 2) I can ski but I can't skate. I have no skates. 3) I like coffee but my sister likes tea. 4) Pete doesn't like dogs. He's afraid of them. 5) She doesn't need a new computer. 6) You mustn't be late! 7) I am not tired! 8) We don't like shopping for food. 9) I don't remember the new words. 10) She isn't happy. 11) My aunt likes baking. She can bake a cake. 12) My father needs a new car. His car is old. 13) Willy shouldn't watch TV all day. 14) Emily has a big family. She has 3 sisters but she doesn't have a brother. 15) We don't have much money but we have many books.

5. 1) Can I sing really well? I can't sing well. 2) Should they sleep more? they shouldn't sleep more. 3) Must we work hard? We mustn't work hard. 4) Can you buy this book everywhere? You can't buy this book. 5) Should she return soon? She shouldn't return soon. 6) Must he study English every day? He mustn't study English.

6. 1) Hello! What can I get you today? 2) I'd like a hamburger, please. 3) Any side order? 4) Can I have a Cappuccino, please? 5) Big, regular or small size? 6) Anything to drink? 7) Would you like some ketchup? 8) A cup of tea, please. 9) Would you like some soup? 10) What drink would you like? 11) Can I have some juice? 12) Can I have an Espresso, please?

7. Проверьте по материалам урока.

LESSON 11

DAY 1

Step 3

1) He is the tallest boy in the group. 2) She is the most beautiful girl of all. 3) His car is bigger than mine. 4) Their house is larger than ours. 5) Willy is more intelligent than Tim. 6) Mary is the smartest girl in our group. 7) Studying English is more interesting than studying Math. 8) His dog is bigger than mine. 9) Their teacher is nicest of all. 10) Mary is prettier than Ann. 11) My present is better than yours. 12) He is best student in our group. 13) Your test results are worse than yesterday. 14) This book is the best of all. 15) He is the worst player in the team.

Step 4

1.

is 22 is tall is slim. is strong is fit is rich is nice is smart	is 21 is short is fat is weak isn't fit isn't rich isn't nice isn't smart	John is older than Jim. John is taller than Jim. John is slimmer than Jim. John is stronger than Jim. John is fitter than Jim. John is richer than Jim. John is nicer than Jim. John is smarter than Jim.
2. beautiful very intelligent hardworking extravagant knowledgeable ambitious creative athletic popular	not very beautiful intelligent lazy modest not very knowledgeable not ambitious not creative not athletic not popular	Natasha is more beautiful than her sister. Natasha is more intelligent. Natasha is more hardworking. Natasha is more extravagant. Natasha is more knowledgeable. Natasha is more ambitious. Natasha is more creative. Natasha is more athletic. Natasha is more popular.

Step 11

Heather Leeds
Megasoft London
44 Oak Street
London
LD8 5KL

OFFICE MACHINES
33 Park Lane Manchester, the UK

20 October

Subject: your order Ref. SS/23

Dear Ms Leeds

Thank you for your order No SS/23. The regular price of this model is 1200 pounds, but as you are a new customer, we can offer you a 10% discount and free delivery from our warehouse in London. So if you order it, you'll get it in a day.

I hope you'll find the price and the conditions reasonable.

Thank you once again for your order.

We look forward to further orders from you.

Your sincerely,

Product Manager

Mary Smith

DAY 2

Step 6

1.

Mary Smith
Office machines
33 Park Lane
Manchester
MR12 3PL

MEGASOFT LONDON
44, Oak Street, London, the UK

10 of May

Subject: our order Ref. SS/23

Dear Ms Smith

We would like to inform you that we have a problem with our new copy machine we bought from your company last month. It doesn't work properly and we can't identify the problem.

Could you, please, send us a technician as soon as possible.

We look forward to hearing from you.

Yours sincerely,

Heather Leeds

Office Manager

3.

Heather Leeds
Megasoft London
44 Oak Street
London
LD8 5KL

OFFICE MACHINES
33 Park Lane Manchester, the UK

20 October

Subject: your order Ref. SS/23

Dear Ms Leeds

We are really sorry to hear about your problem. We assure you the copy machine was in order. Besides, this modification very reliable.

We promise, we'll send you a technician to fix it as soon as he's free, most likely, on Monday. So far, try to check your instruction manual.

We look forward to working with you in the future.

Yours sincerely,

Mary Smith

Product Manager

SELF TEST 11

1. 1) да; 2) нет; 3) да.

2. 1) I usually get up at 5. 2) He often plays tennis in the afternoon. 3) How often does she come here? 4) Do you know the answer? 5) When does he usually come home? 6) They never write letters to us. 7) What language do you study? 8) Why does she study Chinese? 9) We sometimes play football together. 10) Where do you live? 11) He doesn't like coffee, he prefers tea. 12) Does she like playing tennis? 13) How often do you take a bath? 14) Do they sometimes go out together.

3. 1) some; 2) any; 3) any; 4) some; 5) some; 6) any; 7) any; 8) some.

4. 1) older; 2) prettier; 3) bigger; 4) more intelligent; 5) brighter; 6) stronger; 7) nicer; 8) better.

5. 1) Hello, may I help you? 2) Hello, I'm looking for a sweater. 3) What size are you? 4) I wear a large size. 5) I'm afraid it's too big. 6) This skirt is on sale. 7) It's a real bargain. 8) The dressing room is over there. 9) Where can I pay? 10) The cash desk is over there.

LESSON 12

DAY 1

STEP 3

a) 1) How much money have you got? 2) How many staff have you got? 3) How much time do you need? 4) How many phone calls do you make? 5) How many subsidiaries have you got? 6) How much water have they got? 7) How much coffee do we need to order? 8) How many emails do you receive every day? 9) How much furniture is there in the room?

b) 1) There's little water in the cooler. 2) There are few people in the office today. 3) Few computers in our office are new. 4) I have too little time to explain it. 5) She's very unpopular and has few friends. 6) I know little about the new project. 7) There's little information about it.

Step 8

1) A friendly person is always ready to help. 2) A self-confident person always believes in himself (herself). 3) A reliable person always keeps his (her) promises. 4) An efficient person never wastes time. 5) A hardworking person always works hard. 6) A purposeful person has a clear purpose in life. 7) An enthusiastic person is always cheerful and full of enthusiasm. 8) An ambitious person is and achiever, wants to succeed in life. 9) An energetic person is always full of energy.

DAY 2

Step 3

The new model is...

easy to handle reliable in operation has many of advantages the efficiency is higher suitable for any purposes	up to the world standards it will meet all your requirements available in any size, any color is presented in our new catalogue is in great demand
--	--

Step 11

Dear Mr. Green

Thank you for your order of 12 May.

We confirm that your ordered the following items from our catalogue:

1. Megacopy Machine MM/77
2. Megaprinter MP/33
3. Megabook MB/11

The sum of 1800 pounds was charged to your credit card.

You'll get the goods in 3 days.

If you have any questions, please contact us at megaproducts@mail.com.

We look forward to further orders from you.

Sincerely yours,

Mary Brown
 Sales Manager

SELF TEST 12

1. 1) нет; 2) да; 3) да.
2. 1) the most beautiful; 2) the happiest; 3) the smartest; 4) the cutest; 5) the friendliest; 6) the tastiest; 7) the most interesting; 8) the worst.
3. 1) Ann is as old as Mary. 2) Mary is younger than Judy. 3) Mary is as tall as Ann. 4) Mary is taller than Judy. 5) Mary is as clever as Ann.
- 6) Mary is cleverer than Judy. 7) Mary's dress is newer than Judy's dress. 8) Mary's parents are richer than Judy's parents.
4. 1) at; 2) in; 3) at; 4) on; 5) in; 6) on; 7) in; 8) at; 9) at; 10) on; 11) on; 12) in; 13) on, —; 14) on.
5. 1) How long is it? 2) How old is it? 3) How heavy is it? 4) How tall is it? 5) How big is it? 6) How many heads does it have? 7) How many eyes does it have? 8) How many legs does it have?
6. Satisfied, suitable, successful, weight, memory, delivery, provide, requirements, competition, height, advantage, guarantee, standard, purpose, width, reliable, demand, efficiency, available, performance, modification.
7. Проверьте по материалам урока.

LESSON 13

DAY 1

Step 3

- 1) общий; 2) специальный; 3) специальный; 4) специальный; 5) альтернативный; 6) расчлененный; 7) специальный; 8) расчлененный; 9) расчлененный; 10) общий; 11) альтернативный; 12) расчлененный.

Step 4

1. 1) Do they sometimes work at weekends? 2) Does he ever travel on business? 3) How often do you go out? 4) Do you sometimes go shopping after work? 5) Does he go to work every day? 6) What time do you usually have lunch? 7) Do you usually do a lot of paperwork? 8) What time do you usually finish work? 9) How often do you study English? 10) Do you often do overtime?

2. 1) Do you sometimes work at weekends? 2) Does she often travel on business? 3) Does he usually do a lot of paperwork in the evening? 4) Do they usually have lunch at the canteen? 5) Do we always do a lot of housework on Sundays? 6) Does Fred play football twice a week? 7) Does Mary usually have porridge and eggs for breakfast? 8) Do they sometimes go to bed at midnight?

3. 1) Who knows many languages? 2) Who doesn't want to study German? 3) Who can play the piano? 4) Who often writes reports? 5) Who doesn't work at weekends? 6) Who never comes late to work? 7) What is on the table. 8) What is very beautiful.

4. 1) Why should everybody learn English? 2) What musical instrument can Mary play? 3) Why can't they speak English? 4) What should Tom finish on time? 5) Why can't he speak Chinese? 6) When must we must finish this work? 7) Why mustn't John be late for work? 8) Where should they come earlier?

DAY 2.

Step 3

1. I live in St. Petersburg and I like it very much. It's my home town! St. Petersburg is the second largest city in Russia and the largest northern city in the world. Its climate is rather cold, but the city looks very beautiful in any weather. I like walking around, looking at the streets, monuments, palaces and churches. I think I like my city in any season but my favorite season is winter.

Winter is very cold in St. Petersburg. It starts in November and ends in March. It's dark outside and it often snows. The days are getting shorter and shorter and the nights are getting longer and longer. Sometimes it's very cold and I stay at home.

In winter there is a lot of snow everywhere, on the streets, on the houses, in the parks and even on cars and buses. The rivers are frozen and covered with ice.

Everything is white. The city looks magical!

I like winter because I like doing winter sports. Most of all I like skiing and skating and going down the hill in a sleigh.

I like this season because in winter we celebrate the most popular holiday of the year — the New Year! It's fun!

We decorate the Christmas Tree, have a good dinner, watch a special concert on TV together and get a lot of presents.

Our president always wishes us good luck. We make wishes, kiss, and have a lot of fun.

Some people don't like winter, but I think it's a very interesting season.

SELF TEST 13

1. 1) да; 2) да; 3) нет; 4) нет; 5) нет.

2. 1) younger; 2) bigger; 3) more beautiful; 4) the largest; 5) the heaviest; 6) more; 7) younger; 8) the best; 9) the worst.

3. 1) Do Tom and Mary often study together? 2) His father does not come home early. 3) Do your friends usually have lunch at home? 4) He likes reading novels. 5) How much time do you spend watching TV? 6) Do Tom and Jerry ever play together? 7) He doesn't often watch football on TV. 8) They don't study English. 9) Uncle Sam has six cars. 10) He does not like spending money. 11) Do you like watching TV? 12) We never play tennis together. 13) My favorite hero is Batman.

Where does he usually go after school?

4.

a) 1) do; 2) does; 3) do; 4) does; 5) do; 6) does; 7) do; 8) does; 9) do; 10) does.

b) 1) can; 2) can; 3) are; 4) is; 5) is; 6) should; 7) shouldn't; 8) can; 9) should; 10) are; 11) are; 12) is; 13) are.

5. 1) What time does he usually get up? 2) What does she usually do in the morning? 3) What do you usually do at work? 4) How often do you go out? 5) How many hours a day do you work? 6) What do you usually do after work? 7) What language does your brother study? 8) Does your sister like playing the piano? 9) What does your father do?

LESSON 14

DAY 1

Step 3

2.

Was / were

1) was; 2) were; 3) was; 4) were; 5) was; 6) was; 7) was.

Wasn't / weren't

1) wasn't; 2) weren't; 3) wasn't; 4) weren't; 5) wasn't; 6) wasn't; 7) wasn't.

DAY 2

Step 2

Did / was / were

1) did; 2) did; 3) were; 4) did; 5) did; 6) were; 7) did; 8) was; 9) did; 10) was; 11) was; 12) did; 13) was; 14) did; 15) did.

Didn't / wasn't / weren't

1) didn't; 2) didn't; 3) didn't; 4) wasn't; 5) didn't; 6) didn't; 7) wasn't; 8) wasn't; 9) didn't; 10) weren't; 11) weren't; 12) didn't; 13) weren't; 14) didn't; 15) didn't.

Step 3

1) b; 2) a; 3) b; 4) b; 5) b; 6) a; 7) b; 8) b; 9) b.

Step 4

2. Yesterday

Yesterday I got up early as usual. I took a shower and brushed my teeth. Then I had breakfast. I drank a cup of coffee and I ate some porridge. Then I got dressed, combed my hair and left home. I drove to work as usual. It took me 30 min. I arrived at the office at 9.00 and started work immediately. In the morning I did a lot of paperwork. I looked through some documents, I sent some letters to clients and signed some papers. After that I went to lunch with my colleagues. We had some soup, meat and potatoes. After lunch I didn't return to the office I went to visit some customers instead. We discussed many problems and managed to solve them. I returned to the office at 4 p.m. At the end of the working day I worked on my computer and made some important phone calls. I finished work at 7 p.m. and went home. On my way home I did some shopping and bought some food. When I came home I cooked dinner and ate it in the kitchen. I spent the evening watching TV. After that I read a little, then I took a shower, brushed my teeth and went to bed. By that time I felt tired and fell asleep immediately.

SELF TEST 14

1. 1) да; 2) да; 3) да; 4) нет; 5) нет.

2. Irregular verbs

Sent, mistook, drove, wrote, caught, shook, found, stood, kept, read, ate, thought, brought, froze, heard, woke, did, drank, put, wore, learnt, burnt, sang, sold, saw, came, fought, chose.

Regular verbs

Все остальные глаголы

3. 1) b; 2) b; 3) a; 4) a; 5) a; 6) a; 7) a; 8) b; 9) b; 10) b.

4.

a) Mary returned to work on Monday. Who returned to work on Monday? What did Mary do on Monday? Did Mary return to work on Monday? Where did she return on Monday? When did she return to work? Mary returned to work on Monday, didn't she?	b) Willy and Tim often worked long hours at the office at the end of the month. Who worked long hours at the office? What did they often do in the office at the end of the month? Did they often work long hours at the office? Where did they work long hours? When did they work long hours? Willy and Tim worked long hours at the office, didn't they?
---	--

5. Shake — shook, find — found, stand — stood, keep — kept, read — read, send — sent, mistake — mistook, drive — drove, write — wrote, catch — caught, sing — sang, sell — sold, show- showed, eat — ate, think — thought, bring — brought, freeze — froze, see — saw, come — came, fight — fought, choose — chose, hear — heard, do — did, make — made, pay — paid, drink — drank, put — put, wear- wore, learn — learnt, buy — bought, understand — understood.

LESSON 15

DAY 1

Step 9

1. Jerry Sutton was born in Scotland, but her family (moved) to London when she was 7 years old.

She was a brilliant pupil at school. She was good at Math and Science but her favorite subject was IT.

After secondary school, she entered one of the oldest and most popular universities in the UK, in Edinburgh, where she did an MBA. She was very good at all subjects but her real passion was computer programming.

Jerry was a very successful student and at the end of the course landed a job with Megasoft. Her skills, her work ethics and her commitment to work soon lead her to the position of Deputy Director and then, General Manager of the company.

She has a high salary, commissions from all sales and an annual bonus. She's one of the most popular businesswomen in the UK.

DAY 2

Step 5

Bill Clinton

Bill Clinton was born in 1946. He grew up in a small town called Hope. When Bill was a young boy, Hope was the place where everybody knew everyone else. People didn't lock their doors at night. Everyone felt very safe there.

Three months before he was born, something very sad happened to his family. His father died in a car accident. So Bill lived with his grandparents while his mother went to school to become a nurse.

Bill's grandmother believed in education. She read to Bill all the time. She even hung cards around his high chair to help him to learn numbers. She did a good job teaching her grandson. Bill could read when he was only three.

Soon Bill's mother married for the second time. The family moved to a new town, Hot Springs. Soon Bill had a new little brother.

When Bill was a teenager, he was an important leader in his high school and church. He got good grades and worked very hard to help people in his community. But he worked on something else too. He practiced his saxophone until he played so well that he won the first prize in a band contest!

One summer, Bill was chosen to be part of Boy's Nation. He met many other kids who were interested in leadership and the government. That summer he also met a very famous person, who was at that time the leader of the nation. He even shook hands with John J. Kennedy, the President of the US!

At first Bill didn't intend to become a politician. He wanted to be a doctor. Then he thought of making a living as a saxophone player but in the end he decided to go to the university. So he entered Georgetown University in Washington, D.C. He studied really well and when he finished college he won a great honor. He was sent to England to study.

When he returned to the US, he started law school. He wanted to become a lawyer. He also wanted to return to Arkansas. While he was in law school, he met someone he really liked. Her name was Hillary Rodham and she also studied law. Once they were taking a drive and saw a very beautiful house. Hillary thought it was the most beautiful house she had ever seen. Just a short while after that drive Bill bought the house and said to Hillary, "I bought the house you liked. So you'd better marry me. I can't live here by myself." And Hillary smiled and agreed. Who wouldn't?

Three years later Bill was elected governor of Arkansas. He spent fourteen years trying to make education, health care, and the environment better in his state. He wanted more jobs and better life conditions for the people in Arkansas.

In 1980 Bill and Hilary had a daughter. And in 1992 Bill Clinton was elected the President of the United States. Before he became president he spoke about his program on TV, he took bus trips and stopped in towns across the country. He promised to the Americans to improve the quality of their life, more jobs, better roads, better pay, better education and health care, in short — a better life.

He became one of the most popular American presidents, and one of the brightest and most intellectual politicians of our times but unfortunately he got involved in some really dirty scandals that tarnished his reputation and put an end to his political career.

Step 6

1. she was afraid of mice; 7. only 15; 9. he never went to school; 10. it was his brother Edward.

All other facts are true!

SELF TEST 15

1. 1) да; 2) нет; 3) да.

2. 1) a; 2) b; 3) a; 4) a; 5) b; 6) a; 7) a; 8) b; 9) b; 10) b.

3. 1) Who was born on Monday? When was he born? What did he do on Monday? He was born on Monday, wasn't he? Was he born on Monday or on Tuesday?

2) Who often played football together? What did they do? What did they play? When did they play football? Where did they play football? They played football, didn't they? Did they play football or tennis?

3) Who went to the movies on Monday with her friends? What did she do on Mondays? Where did she go? Who did she go with? (With whom did she go?) Mary went to the movies on Mondays, didn't she? Did she go to the movies or to the theatre?

4. Mr. Thomson works for a big furniture company. He was a clerk at first but he worked hard and soon became a junior partner. His company is a partnership. He and his boss own the company. They run it together. It means they are responsible for all the risks but they share all the profits, too!

Mr. Jackson has a factory of his own. He launched this business 20 years ago. He borrowed some money from a bank, bought an old factory building and had it completely rebuilt and remodeled. Now the company is successful and its products are in great demand. He produces accessories for cell phones. The factory belongs to Mr. Jackson. He's its owner. The factory is a private enterprise.

Mr. Petrov runs a big plant. They make communication devices for the army. Now they are going to produce a new gadget. The plant does not belong to Mr. Petrov. It belongs to the state. The state is the owner of the plant. It's state-owned.

5. 1) When were you born? 2) Where were you born? 3) What did your parents do? What were their jobs? 4) When did you start school? 5) Did you do well at school? 6) What was your favorite subject? 7) Did you have many friends? 8) When did you finish school? 9) When did you start work? 10) What was your first job? 11) How much money did you make? What was your first salary? 12) Did you do overtime? 13) Did you work hard? 14) Did you have a good holiday every year? 15) Did you like your job?

6. 1) Who do you work for? 2) What is your line of business? 3) What department are you in? 4) What is your position? 5) Who do you report to? 6) Who in your company is a low-level manager? 7) Who is a middle-level manager? 8) Who is a top level manager? 9) Who is the CEO of the company? 10) Who is in charge of sales? 11) Who is responsible for the staff? 12) Who coordinates all the work of the company? 13) Who organizes the day-to-day work in the office? 14) Who is responsible for planning, organizing and control? 15) Who makes coffee for the boss? 16) What are your responsibilities?

LESSON 16

DAY 1

Step 6

1) Guarantee period — period of time when the seller can replace your product or give you a refund. 2) Supplier — a company that provides raw materials or products for your company. 3) Customer — a client, a person or a company who buys your goods or services. 4) Competitor — a company that sells similar products or services. 5) Retail — selling goods to individuals through shops. 6) Wholesale — selling goods to legal entities (юридическим лицам) in large quantities. 7) After-sales service — repairs products and gives advice for the buyers.

DAY 2

Step 5

1) Production Department — organizes production. 2) Marketing and Sales Department — is responsible for sales. 3) Dispatch Department — delivers products to clients. 4) After Sales Department — helps customers with problems. 5) Accounts — deals with money matters. 6) Administrative Department — runs the company. 7) Human Resources/Personnel Department (HR) — deals with the staff. 8) IT Department — is in charge of the office equipment. 9) Research and Development Department (R&D) — develops new products. 10) Advertising Department — advertises and promotes products. 11) Purchasing Department — buys goods and raw materials for the company.

SELF TEST 16

2. 1) It develops new products. — R&D Department. 2) It delivers products to clients. — Dispatch Department. 3) It deals with money matters. — Accounts. 4) It runs the company. — Administrative Department. 5) It organizes production. — Production Department. It is responsible for sales. — Marketing and Sales Department. 6) It advertises and promotes products. — Advertising Department. 7) It buys goods and raw materials for the company. — Purchasing Department. 8) It helps customers with problems. — After Sales Department. 9) It deals with the staff/ the personnel. — HR Department. 10) It is in charge of the office equipment. — IT Department.

3. 1) What do you do? 2) Who do you work for? 3) Which department are you in? 4) Where did you study? 5) What qualifications do you have? 6) What are your responsibilities? 7) When was your company established? 8) Where is your head office located? 9) How many employees do you have? 10) Do you have any subsidiaries in other countries? 11) What is your annual turnover?

4. Megasoft is a large multinational company based in the UK. It employs about 15,000 people. The company has branches in 5 countries with offices in 10 cities. It has operations in Russia as well.

Megasoft produces electronics and software. Its factories are in China and Vietnam. So its suppliers are mostly in Asia.

The company invests a lot of money in research and development, as a result, each year it launches a new product into the market. Its most popular products are: MBook, MPod and MPad.

Electronics are a highly competitive market. The main competitors of Megasoft are Apple and Microsoft.

The company has shops and warehouses in 10 countries and sells its products in the domestic market and abroad. The majority of its customers are young middleclass people.

Megasoft is a very successful company. Its annual turnover is about USD 300 million.

5. 1) Hello, how can I help you? 2) Just a moment, I'll see if she's free. 3) Could we get together on Friday at 5? 4) Sorry, but I'm busy at 5. 5) Would it be convenient to meet at 6? 6) It suits me perfectly. 7) I'm looking forward to seeing you. 8) Will you call back? 9) Shall I take a message? 10) Can I have your name, please? 11) Can I have your phone number, please?

6. 1) When was your company established? 2) Have you got subsidiaries? 3) What's your annual turnover? 4) Do you hope to increase it? 5) Where is your head office? 6) How many employees have you got? 7) What products can you offer? 8) Is it available in any color? 9) Is it up-to-date? 10) Is it efficient and reliable? 11) How much does it cost? 12) Can you give me a discount?

Поздравляю! Вы прошли базовый курс делового английского языка и освоили грамматику на достаточном уровне для общения и работы. Перед вами открываются новые горизонты и заманчивые перспективы! Удачи!

Искренне ваша, Евгения Карлова